

ADAC GT Masters

Results Freies Training 1



Provisional

Sachsenring, Length: 3645 m
Air temperature: 20.8°C
Track temperature: 25.1°C
Weather condition: Dry

DMSB Reg. Nr.: 186/2012
Deutscher Motor Sport Bund e.V.

**ADAC Masters
Weekend**

Friday 8.6.2012 09:00

started : 39 classified : 39 not classified : 0

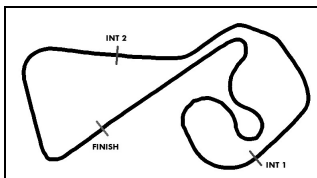
	Drivers	Team	Car	Lap	Best Time	Gap	Diff	Kph	Day Time
1	20 D.Schwager/C.Hürtgen	Schubert Motorsport(GER)	BMW Z4 GT3	21	1:22.476			159,1	9:56:17
2	23 F.Lestrup/M.Matzke	WestCoastRacing(SWE)	BMW Z4 GT3	32	1:22.504	0.028	0.028	159,0	9:57:30
3	40 C.Mamerow/R.Rast	MAMEROW Racing(GER)	AUDI R8 LMS ultra	15	1:22.852	0.376	0.348	158,4	9:27:24
4	5 S.Asch/M.Götz	kfzteile24 MS RACING Team(GER)	Mercedes Benz AMG SLS GT3	24	1:22.861	0.385	0.009	158,4	9:48:32
5	37 L.Ludwig/S.Bert	Gemballa Racing(GER)	McLaren MP4-12C GT3	24	1:23.112	0.636	0.251	157,9	9:50:55
6	1 M.Martin/D.Lunardi	ALPINA(GER)	BMW Alpina B6 GT3	18	1:23.118	0.642	0.006	157,9	9:43:44
7	33 C.Nygaard/K.Poulsen(*A*)	Young Driver AMR(GER)	Aston Martin V12 Vantage GT3	29	1:23.166	0.690	0.048	157,8	9:56:29
8	21 C.Mies/C.Joens	Prosperia uhc speed(GER)	AUDI R8 LMS ultra	11	1:23.202	0.726	0.036	157,7	9:21:25
9	7 C.Frankenhout/K.Heyer	Heico Motorsport(GER)	Mercedes Benz AMG SLS GT3	33	1:23.267	0.791	0.065	157,6	10:00:58
10	38 N.Verdonck/J.Krohn	Lambda Performance(GER)	Ford GT GT3	17	1:23.335	0.859	0.068	157,5	9:28:02
11	42 J.Seyffarth/M.Mayer	SMS Seyffarth Motorsport(GER)	Mercedes Benz AMG SLS GT3	27	1:23.382	0.906	0.047	157,4	9:51:58
12	28 D.Keilwitz/D.Alessi	Callaway Competition(GER)	Corvette Z06.R GT3	14	1:23.423	0.947	0.041	157,3	9:26:56
13	10 A.Margaritis/L.Arnold	Schöner Wohnen Polarweiss Team	Mercedes Benz AMG SLS GT3	24	1:23.624	1.148	0.201	156,9	9:59:36
14	8 D.Baumann/H.Proczyk	Heico Motorsport(GER)	Mercedes Benz AMG SLS GT3	25	1:23.641	1.165	0.017	156,9	9:56:28
15	27 H.Frentzen/A.Wirth	Callaway Competition(GER)	Corvette Z06.R GT3	12	1:23.658	1.182	0.017	156,9	9:28:32
16	24 P.Kox/D.Retera	InternetX - Reiter Engineering(GER)	Lamborghini Gallardo LP600+	28	1:23.674	1.198	0.016	156,8	9:56:26
17	15 M.Ragginger/S.Dolenc(*A*)	FACH AUTO TECH(SUI)	Porsche 911 GT3 R	27	1:23.719	1.243	0.045	156,7	9:48:49
18	19 A.Al Faisal/M.Bortolotti	Schubert Motorsport(GER)	BMW Z4 GT3	12	1:23.786	1.310	0.067	156,6	9:23:02
19	32 J.Stuck/F.Stuck	Young Driver AMR(GER)	Aston Martin V12 Vantage GT3	9	1:23.807	1.331	0.021	156,6	9:24:27
20	9 M.Buhk/A.Simonsen	HEICO Junior Team(GER)	Mercedes Benz AMG SLS GT3	25	1:23.855	1.379	0.048	156,5	9:45:32
21	2 F.Spengler/J.Leidinger	Liqui Moly Team Engstler(GER)	BMW Alpina B6 GT3	16	1:23.860	1.384	0.005	156,5	9:37:30
22	29 N.Armando/R.Renauer	FROGREEN CO2 neutral(GER)	Porsche 911 GT3 R	9	1:23.879	1.403	0.019	156,4	9:18:45
23	2 C.Abt/C.Tilke(*A*)	Prosperia uhc speed(GER)	AUDI R8 LMS ultra	26	1:24.091	1.615	0.212	156,0	9:57:39
24	31 T.Schulze/M.Schulze	Schulze Motorsport(GER)	Nissan GT-R GT3	9	1:24.127	1.651	0.036	156,0	9:17:18
25	44 E.Janis/J.Stovicek(*A*)	HEICO-GRAVITY CHAROUZ TEAM	Mercedes Benz AMG SLS GT3	17	1:24.166	1.690	0.039	155,9	9:35:43
26	4 D.Dobitsch/F.Stoll	kfzteile24 MS RACING Team(GER)	Mercedes Benz AMG SLS GT3	19	1:24.185	1.709	0.019	155,9	9:42:34
27	11 R.Bader/D.Mengesdorf	Team rhino's Leipert Motorsport(GE	Lamborghini Gallardo LP600+	16	1:24.215	1.739	0.030	155,8	9:26:50
28	6 M.Farnbacher/N.Kentenich	Farnbacher ESET Racing(GER)	Ferrari 458 Italia GT3	13	1:24.281	1.805	0.066	155,7	9:26:27
29	18 F.Kechele/T.Seiler(*A*)	Callaway Competition(GER)	Corvette Z06.R GT3	15	1:24.327	1.851	0.046	155,6	9:40:41
30	36 N.Tandy/C.Engelhart	Team Geyer&Weinig EDV Schütz M	Porsche 911 GT3 R	35	1:24.328	1.852	0.001	155,6	10:01:22
31	35 C.Geipel/A.Winter(*A*)	YACO Racing powered by Jochen S	Chevrolet Camaro GT3	12	1:24.415	1.939	0.087	155,4	9:23:46
32	41 J.de Boer/S.Knap	DB Motorsport(NED)	BMW Z4 GT3	11	1:24.418	1.942	0.003	155,4	9:21:36
33	25 M.Seefried/G.Engelhardt(*A*)	Team GT 3 Kasko(GER)	Porsche 911 GT3 R	11	1:24.986	2.510	0.568	154,4	9:25:19
34	26 A.Renauer/R.Bourdeaux(*A*)	Team GT 3 Kasko(GER)	Porsche 911 GT3 R	26	1:25.173	2.697	0.187	154,1	9:56:53
35	34 M.Sandritter/C.Bracke	YACO Racing powered by Jochen S	Chevrolet Camaro GT3	14	1:25.204	2.728	0.031	154,0	9:26:17
36	14 A.Müller/C.Ott	MRS GT-Racing(GER)	McLaren MP4-12C GT3	20	1:25.322	2.846	0.118	153,8	9:42:52
37	16 A.Gugger(*A*)/O.Klohs(*A*)	FACH AUTO TECH(SUI)	Porsche 911 GT3 R	31	1:25.543	3.067	0.221	153,4	9:58:15
38	17 R.Lips/F.Schmickler	Callaway Competition(GER)	Corvette Z06.R GT3	29	1:25.590	3.114	0.047	153,3	10:00:12
39	12 K.Baier/O.Petrishin(*A*)	Team rhino's Leipert Motorsport(GE	Lamborghini Gallardo LP600+	29	1:27.782	5.306	2.192	149,5	9:56:59

Subject to final scrutineering!

Publications Time:

Race Director:

Time Keeping:



ADAC GT Masters

Lap analysis Freies Training 1



Provisional

Sachsenring, Length: 3645 m
 Air temperature: 20.8°C
 Track temperature: 25.1°C
 Weather condition: Dry

DMSB Reg. Nr.: 186/2012
Deutscher Motor Sport Bund e.V.

Friday 8.6.2012 09:00

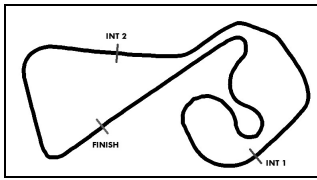
**ADAC Masters
Weekend**

Lap	Time	SE1	SP1	SE2	SP2	SE3	SP3	TSP	Lap	Time	SE1	SP1	SE2	SP2	SE3	SP3	TSP
1 Maxime Martin, BEL/ Dino Lunardi, FRA									theoretical besttime: 1:22.815								
1	2:05.977	1:09.884		24.588		31.505			13	1:23.995	43.163		18.850		21.982	171	222
2	1:59.608	1:16.149		20.656		22.803	165		14	1:26.865	42.838		18.783		25.244		222
3	1:39.505	44.848		19.766		34.891		216	15	7:01.568	6:20.030		19.408		22.130	171	
4	9:42.742	9:00.246		19.830		22.666	167		16	1:24.395	43.105		19.162		22.128	170	222
5	1:24.676	43.517		19.082		22.077	169	220	17	1:24.323	42.876		19.488		21.959	170	223
6	1:24.254	42.881		19.268		22.105	169	221	18	1:23.118	42.445		18.884		21.789	170	223
7	1:23.941	42.880		19.099		21.962	168	221	19	1:29.954	44.380		19.166		26.408		223
8	1:30.082	42.819		20.189		27.074		220	20	5:16.315	4:35.879		18.695		21.741	170	
9	4:14.980	3:34.033		18.915		22.032	168		21	1:23.327	42.509		18.648		22.170	171	222
10	1:24.112	43.167		19.098		21.847	170	222	22	1:24.830	42.498		20.275		22.057	168	223
11	1:24.441	43.277		19.250		21.914	170	222	23	1:25.803	43.746		19.784		22.273	169	223
12	1:24.330	42.653		19.344		22.333	168	222	24	1:27.547	42.567		18.629		26.351		223

2 Florian Spengler, GER/ Johannes Leidinger, GER									theoretical besttime: 1:23.839								
1	2:22.709	1:34.666		23.032		25.011	168		14	1:25.149	43.764		19.088		22.297	170	218
2	1:36.697	48.525		23.343		24.829	171	217	15	1:25.167	43.543		19.650		21.974	171	221
3	1:27.760	44.532		20.345		22.883	168	220	16	1:23.860	42.961		18.904		21.995	172	223
4	1:26.924	44.249		19.949		22.726	171	221	17	1:30.905	44.209		19.453		27.243		224
5	1:37.249	49.000		20.277		27.972		222	18	3:27.102	2:41.318		20.392		25.392	172	
6	3:49.411	3:06.953		20.226		22.232	172		19	1:25.245	43.418		19.585		22.242	167	222
7	1:25.234	43.380		19.101		22.753	163	221	20	1:31.435	46.442		22.203		22.790	173	223
8	1:25.588	43.751		19.459		22.378	173	220	21	1:24.537	43.290		19.042		22.205	168	223
9	1:29.459	43.402		19.310		26.747		223	22	1:25.682	43.609		19.908		22.165	172	221
10	5:03.088	4:20.452		19.848		22.788	169		23	1:25.194	43.257		19.538		22.399	168	222
11	1:25.275	44.006		19.077		22.192	164	219	24	1:24.762	43.190		19.062		22.510	165	222
12	1:33.168	46.192		20.748		26.228		221	25	1:32.956	44.216		19.485		29.255		223
13	8:31.980	7:46.965		21.828		23.187	169										

4 Daniel Dobitsch, AUT/ Florian Stoll, GER									theoretical besttime: 1:23.679								
1	3:25.516	2:39.956		21.859		23.701	166		16	1:26.242	44.143		19.238		22.861	170	221
2	1:28.145	44.665		21.040		22.440	169	218	17	1:33.194	44.299		21.216		27.679		222
3	1:27.068	44.325		19.862		22.881	165	221	18	4:12.550	3:31.522		18.824		22.204	164	
4	1:28.737	43.613		19.483		25.641		218	19	1:24.185	43.144		19.028		22.013	171	222
5	2:58.495	2:17.182		19.309		22.004	167		20	1:28.089	43.013		19.078		25.998		222
6	1:24.310	43.321		19.045		21.944	170	221	21	3:51.811	3:09.713		19.683		22.415	170	
7	1:24.723	43.850		18.983		21.890	172	222	22	1:25.874	44.333		19.295		22.246	168	221
8	1:25.474	43.387		19.744		22.343	172	223	23	1:24.454	43.419		19.092		21.943	167	221
9	1:28.686	43.463		19.126		26.097		222	24	1:25.242	43.378		19.584		22.280	169	221
10	5:53.204	5:09.768		19.390		24.046	170		25	1:25.152	43.379		19.514		22.259	169	222
11	1:24.337	43.442		19.010		21.885	170	220	26	1:24.617	43.540		19.036		22.041	169	221
12	1:24.339	43.306		19.015		22.018	170	221	27	1:24.574	43.669		19.063		21.842	169	222
13	1:32.992	44.705		20.544		27.743		223	28	1:24.313	43.302		18.922		22.089	163	222
14	5:45.832	5:03.989		19.753		22.090	171		29	1:24.288	43.305		19.019		21.964	168	220
15	1:24.756	43.214		18.992		22.550	168	222	30	1:28.340	43.639		19.072		25.629		221

5 Sebastian Asch, GER/ Maximilian Götz, GER									theoretical besttime: 1:22.861								
1	2:57.318	2:08.660		24.021		24.637	163		16	1:23.900	42.928		18.999		21.973	170	219
2	1:33.678	46.309		20.939		26.430		215	17	1:28.182	43.135		19.116		25.931		221
3	2:53.248	2:08.692		21.845		22.711	167		18	4:18.330	3:35.159		20.999		22.172	167	
4	1:30.577	43.813		23.071		23.693	167	219	19	1:25.437	43.320		19.954		22.163	169	220
5	1:26.242	44.276		19.466		22.500	165	219	20	1:27.830	44.631		20.955		22.244	168	220
6	1:25.924	44.125		19.532		22.267	167	218	21	1:27.912	43.069		19.218		25.625		220
7	1:24.872	43.273		19.628		21.971	170	219	22	5:22.087	4:38.648		20.515		22.924	170	
8	1:25.142	43.414		19.556		22.172	168	220	23	1:24.924	43.310		19.381		22.233	171	219
9	1:24.510	43.200		19.208		22.102	166	220	24	1:22.861	42.390		18.887		21.584	170	220
10	1:33.037	45.622		21.370		26.045		220	25	1:27.961	43.982		20.241		23.738	171	220
11	5:37.334	4:55.988		19.349		21.997	170		26	1:31.026	45.706		19.654		25.666		220
12	1:24.594	43.547		19.229		21.818	169	220	27	4:18.645	3:37.125		19.434		22.086	169	
13	1:24.810	44.087		18.892		21.831	171	220	28	1:26.131	42.915		20.130		23.086	169	221
14	1:24.198	42.953		19.300		21.945	170	222	29	1:29.436	44.579		21.399		23.458	170	220



ADAC GT Masters

Lap analysis Freies Training 1



Provisional

Sachsenring, Length: 3645 m
 Air temperature: 20.8°C
 Track temperature: 25.1°C
 Weather condition: Dry

DMSB Reg. Nr.: 186/2012
Deutscher Motor Sport Bund e.V.

**ADAC Masters
 Weekend**

Friday 8.6.2012 09:00

Lap	Time	SE1	SP1	SE2	SP2	SE3	SP3	TSP	Lap	Time	SE1	SP1	SE2	SP2	SE3	SP3	TSP
15	1:23.780	42.905		19.004		21.871	169	221	30	1:29.028	42.665		19.281		27.082		221

6 Mario Farnbacher, GER/ Niclas Kentenich, GER

theoretical besttime: 1:24.031

1	2:01.393	1:11.390		23.769		26.234	163		18	4:48.655	4:06.265		19.480		22.910	157	
2	1:34.349	46.074		20.452		27.823		214	19	1:31.037	49.248		19.482		22.307	166	150
3	1:44.639	1:01.441		20.220		22.978	169		20	1:25.148	43.449		19.436		22.263	168	221
4	1:26.229	43.840		19.762		22.627	170	219	21	1:27.805	43.471		19.181		25.153	169	222
5	1:26.733	44.324		19.803		22.606	168	221	22	1:25.198	43.387		19.690		22.121	169	221
6	1:26.159	44.088		19.542		22.529	169	220	23	1:24.843	43.344		19.037		22.462	170	223
7	1:27.128	45.270		19.409		22.449	167	221	24	1:25.175	43.981		18.983		22.211	168	223
8	1:29.647	43.423		20.303		25.921		220	25	1:24.625	43.250		19.066		22.309	168	222
9	4:19.401	3:37.755		19.244		22.402	168		26	1:28.481	43.787		19.261		25.433		222
10	1:25.251	43.540		19.305		22.406	166	221	27	3:16.331	2:32.254		20.723		23.354	160	
11	1:28.067	43.446		19.366		25.255		220	28	1:29.523	44.561		22.139		22.823	166	217
12	5:13.181	4:32.012		19.000		22.169	168		29	1:28.839	46.213		19.896		22.730	165	220
13	1:24.281	43.378		18.847		22.056	169	220	30	1:25.917	44.025		19.623		22.269	167	221
14	1:24.759	43.128		19.315		22.316	168	221	31	1:25.784	43.947		19.607		22.230	167	221
15	1:25.378	43.682		19.328		22.368	168	220	32	1:25.353	43.827		19.319		22.207	168	221
16	1:25.351	43.633		19.606		22.112	169	220	33	1:25.160	43.582		19.297		22.281	168	221
17	1:27.540	43.345		18.925		25.270		221	34	1:37.755	46.004		20.929		30.822		221

7 Christiaan Frankenhou, NED/ Kenneth Heyer, GER

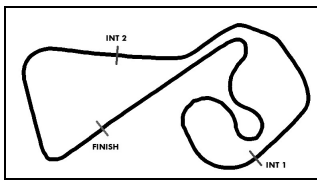
theoretical besttime: 1:23.267

1	2:05.826						163		18	5:58.291	5:15.678		19.722		22.891	169	
2	1:29.026						167	215	19	1:27.277	43.940		20.626		22.711	168	219
3	1:27.319	44.384		19.657		23.278	163	217	20	1:25.565	43.943		19.249		22.373	168	219
4	1:26.833	44.952		19.532		22.349	169	217	21	1:24.222	43.197		19.112		21.913	170	220
5	1:25.955	44.060		19.450		22.445	167	219	22	1:24.022	42.919		18.972		22.131	170	220
6	1:28.397	43.810		21.214		23.373	169	219	23	1:23.957	42.767		19.171		22.019	170	220
7	1:25.234	43.767		19.288		22.179	166	219	24	1:24.063	42.890		19.030		22.143	170	220
8	1:24.674	43.357		19.298		22.019	168	219	25	1:28.557	45.163		20.211		23.183	170	220
9	1:24.514	43.383		18.988		22.143	170	218	26	1:23.889	42.870		19.069		21.950	171	220
10	1:29.784	43.509		19.340		26.935		220	27	1:24.731	43.831		18.920		21.980	170	220
11	5:44.980	5:02.742		20.095		22.143	168		28	1:27.724	44.060		19.545		24.119	171	221
12	1:26.937	43.280		19.891		23.766	161	218	29	1:24.883	43.149		19.057		22.677	167	220
13	1:24.740	43.496		19.140		22.104	167	215	30	1:31.407	42.944		19.891		28.572		219
14	1:25.051	43.188		19.678		22.185	166	218	31	5:35.501	4:54.097		19.408		21.996	170	
15	1:23.940	43.044		18.986		21.910	167	218	32	1:24.035	43.060		18.937		22.038	170	219
16	1:24.108	42.878		19.319		21.911	167	219	33	1:23.267	42.646		18.714		21.907	171	219
17	1:28.351	43.675		19.517		25.159		218	34	1:43.024	52.139		23.231		27.654		220

8 Dominik Baumann, AUT/ Hari Proczyk, AUT

theoretical besttime: 1:23.425

1	2:46.205	1:55.780		24.614		25.811	166		16	1:29.744	43.273		19.939		26.532	170	220
2	1:28.252	44.981		20.592		22.679	170	216	17	1:26.920	44.324		19.842		22.754	170	220
3	1:27.261	45.184		19.500		22.577	165	219	18	1:29.355	45.610		21.237		22.508	170	221
4	1:25.693	43.610		19.917		22.166	170	217	19	1:23.677	42.667		18.893		22.117	170	220
5	1:29.687	43.957		19.794		25.936		220	20	1:23.762	42.734		18.964		22.064	171	220
6	9:36.361	8:55.006		19.296		22.059	170		21	1:24.305	42.951		19.004		22.350	170	220
7	1:24.648	43.386		19.316		21.946	169	219	22	1:30.592	43.834		19.905		26.853		220
8	1:25.808	43.349		20.072		22.387	171	219	23	4:31.430	3:46.452		22.118		22.860	170	
9	1:24.424	43.225		19.153		22.046	171	220	24	1:24.026	43.016		18.925		22.085	171	220
10	1:26.309	43.571		19.505		23.233	170	221	25	1:23.641	42.674		18.812		22.155	169	221
11	1:24.409	43.096		19.205		22.108	172	220	26	1:26.858	42.818		19.041		24.999	170	220
12	1:28.578	43.300		19.070		26.208		221	27	1:23.812	42.925		18.833		22.054	171	220
13	9:20.591	8:38.114		19.923		22.554	168		28	1:24.095	42.743		19.064		22.288	170	220
14	1:24.576	43.144		19.281		22.151	170	219	29	1:42.537	50.544		22.339		29.654		211
15	1:26.972	43.111		20.711		23.150	170	221									



ADAC GT Masters

Lap analysis Freies Training 1



Provisional

Sachsenring, Length: 3645 m
 Air temperature: 20.8°C
 Track temperature: 25.1°C
 Weather condition: Dry

DMSB Reg. Nr.: 186/2012
Deutscher Motor Sport Bund e.V.

Friday 8.6.2012 09:00

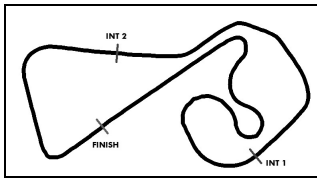


Lap	Time	SE1	SP1	SE2	SP2	SE3	SP3	TSP	Lap	Time	SE1	SP1	SE2	SP2	SE3	SP3	TSP
9	Maximilian Buhk, GER/ Andreas Simonsen, GER								theoretical besttime: 1:23.563								
1	2:18.071	1:31.020		22.900		24.151	163		19	1:29.033	43.259		19.377		26.397	219	
2	1:28.002						165	214	20	6:23.422	5:38.906		19.819		24.697	168	
3	1:27.264	44.511		19.733		23.020	164	216	21	1:26.196	44.890		19.252		22.054	168	
4	1:26.698	44.246		19.606		22.846	165	216	22	1:25.785	43.649		19.435		22.701	170	
5	1:27.185	44.771		19.685		22.729	167	218	23	1:23.966	42.879		19.034		22.053	169	
6	1:26.454	43.930		19.890		22.634	168	218	24	1:23.858	42.911		18.925		22.022	168	
7	1:26.455	44.603		19.435		22.417	168	218	25	1:23.855	42.954		18.863		22.038	169	
8	1:25.482	43.466		19.696		22.320	167	218	26	1:23.926	42.852		19.152		21.922	168	
9	1:24.504	43.159		19.128		22.217	168	218	27	1:33.176	43.017		23.085		27.074	219	
10	1:28.738	43.131		19.649		25.958		218	28	3:48.522	3:05.549		20.316		22.657	167	
11	5:18.523	4:33.493		21.651		23.379	164		29	1:25.577	43.636		19.559		22.382	167	
12	1:26.957	44.320		19.983		22.654	165	216	30	1:24.860	43.165		19.498		22.197	169	
13	1:26.134	44.091		19.209		22.834	166	217	31	1:24.117	43.027		18.912		22.178	169	
14	1:25.131	43.550		19.048		22.533	165	217	32	1:25.567	43.012		20.015		22.540	169	
15	1:24.899	43.506		19.037		22.356	167	218	33	1:23.928	42.860		18.840		22.228	169	
16	1:25.615	43.911		19.465		22.239	167	219	34	1:23.864	42.801		18.954		22.109	169	
17	1:24.271	43.073		19.204		21.994	167	218	35	1:33.012	48.144		19.506		25.362	219	
18	1:24.536	43.089		19.344		22.103	168	219									

10	Alexandros Margaritis, GRE/ Lance David Arnold, GER								theoretical besttime: 1:23.515							
1	10:43.488								14	1:25.907	44.478		19.236		22.193	169
2	2:49.282								15	1:25.683	44.200		19.239		22.244	168
3	6:09.423	5:27.988		19.369		22.066	167		16	1:26.248	43.222		20.426		22.600	166
4	1:25.885	43.520		19.167		23.198	165	216	17	1:24.287	43.521		18.852		21.914	168
5	1:35.023	53.328		19.690		22.005	168	216	18	1:24.193	43.485		18.859		21.849	166
6	1:24.579	43.556		19.010		22.013	167	217	19	1:27.441	43.391		19.007		25.043	217
7	1:24.928	43.369		19.345		22.214	166	217	20	4:43.734	3:59.642		21.234		22.858	169
8	1:24.349	43.346		18.800		22.203	165	217	21	1:25.939	44.006		19.643		22.290	168
9	1:24.811	43.712		19.045		22.054	166	216	22	1:25.313	43.463		19.109		22.741	165
10	1:24.263	43.374		19.028		21.861	165	216	23	1:25.455	44.381		19.109		21.965	168
11	1:30.731	43.679		20.280		26.772		216	24	1:23.624	42.866		18.864		21.894	168
12	7:56.037	7:14.808		19.302		21.927	167		25	1:28.448	42.995		19.524		25.929	218
13	1:24.749	43.413		18.882		22.454	167	217								

11	Raffael Bader, SUI/ David Mengesdorf, GER								theoretical besttime: 1:23.943							
1	2:01.976	1:11.947		24.679		25.350	163		16	1:24.215	43.703		18.895		21.617	171
2	1:30.320	46.446		20.925		22.949	165	211	17	1:25.750	44.819		19.005		21.926	168
3	1:29.310	46.031		19.564		23.715	166	217	18	1:24.644	43.731		19.101		21.812	169
4	1:26.782	44.979		19.609		22.194	170	217	19	1:31.268	45.329		19.555		26.384	219
5	1:25.774	44.079		19.367		22.328	169	220	20	5:42.509	4:56.130		21.214		25.165	168
6	1:26.666	43.975		19.496		23.195	166	221	21	1:27.230	44.755		19.710		22.765	172
7	1:25.875	44.335		19.394		22.146	167	218	22	1:26.300	44.466		19.405		22.429	171
8	1:24.936	43.811		19.251		21.874	169	219	23	1:25.524	44.073		19.184		22.267	168
9	1:26.582	45.596		19.127		21.859	170	220	24	1:42.240	44.533		28.723		28.984	218
10	1:25.260	43.679		19.204		22.377	167	221	25	3:23.777	2:39.740		20.987		23.050	171
11	1:31.399	45.658		19.367		26.374		219	26	1:27.126	45.438		19.328		22.360	171
12	4:34.836	3:53.711		19.140		21.985	170		27	1:25.978	44.630		19.289		22.059	170
13	1:25.650	44.516		19.186		21.948	169	219	28	1:24.583	43.576		18.870		22.137	170
14	1:25.018	44.184		19.062		21.772	171	219	29	8:02.546	43.456		6:44.444		34.646	219
15	1:24.448	43.756		18.904		21.788	170	221								

12	Korbinian Baier, GER/ Oleg Petrishin, RUS								theoretical besttime: 1:27.086							
1	3:13.526	2:18.835		27.953		26.738	158		18	1:31.711	47.121		20.734		23.856	161
2	3:15.042	53.981		26.528		1:54.533	68	185	19	1:33.925	48.518		21.848		23.559	164
3	1:52.142	59.609		25.818		26.715	157	151	20	1:30.192	46.062		20.765		23.365	166
4	1:51.560	58.079		26.941		26.540	160	178	21	1:27.833	44.821		20.098		22.914	167
5	1:52.867	55.242		26.071		31.554		184	22	1:28.391	44.896		20.552		22.943	167
6	3:47.962	2:57.076		24.990		25.896	161		23	1:30.397	45.903		20.458		24.036	166
7	1:44.993	53.157		25.089		26.747	157	187	24	1:29.009	45.928		19.998		23.083	164
8	1:43.952	53.114		25.414		25.424	161	200	25	1:28.203	44.522		20.041		23.640	165



ADAC GT Masters

Lap analysis Freies Training 1



Provisional

Sachsenring, Length: 3645 m
 Air temperature: 20.8°C
 Track temperature: 25.1°C
 Weather condition: Dry

DMSB Reg. Nr.: 186/2012
Deutscher Motor Sport Bund e.V.

**ADAC Masters
Weekend**

Friday 8.6.2012 09:00

Lap	Time	SE1	SP1	SE2	SP2	SE3	SP3	TSP	Lap	Time	SE1	SP1	SE2	SP2	SE3	SP3	TSP
9	1:45.593	53.229		26.010		26.354	156	200	26	1:29.725	46.068		20.666		22.991	166	218
10	1:41.239	52.169		23.685		25.385	158	205	27	1:28.484	45.130		20.399		22.955	170	216
11	1:42.031	50.685		24.995		26.351	161	211	28	1:28.691	45.252		20.031		23.408	166	218
12	1:42.987	53.776		23.977		25.234	164	209	29	1:27.782	44.934		19.812		23.036	167	217
13	1:42.361	52.010		24.625		25.726	162	205	30	1:29.841	45.305		20.425		24.111	166	217
14	1:41.430	51.902		24.252		25.276	161	211	31	1:29.852	46.383		19.969		23.500	165	217
15	1:49.215	52.816		25.259		31.140		197	32	1:31.591	47.923		20.916		22.752	166	216
16	5:57.870	5:06.727		23.416		27.727	159		33	1:41.094	48.891		21.766		30.437		210
17	1:38.864	50.140		23.650		25.074	164	213									

14 Alex Müller, GER/ Christian Ott, GER

theoretical besttime: 1:24.604

1	2:19.159	1:30.246		23.441		25.472	167		14	1:32.661	45.965		19.717		26.979		220
2	1:31.711	47.638		21.059		23.014	170	220	15	14:00.798	13:18.247		19.944		22.607	171	
3	1:30.537	46.655		20.859		23.023	170	221	16	1:27.198	44.194		20.348		22.656	172	222
4	1:29.591	46.272		20.610		22.709	170	221	17	1:26.880	44.379		20.131		22.370	169	223
5	1:30.454	46.875		20.582		22.997	171	222	18	1:26.817	44.273		19.822		22.722	170	223
6	1:29.437	46.358		20.531		22.548	173	223	19	1:25.394	43.952		19.139		22.303	172	222
7	1:29.284	46.523		20.321		22.440	169	222	20	1:25.322	43.813		19.311		22.198	170	222
8	1:28.317	45.359		20.374		22.584	169	221	21	1:30.569	43.939		19.436		27.194		222
9	1:27.793	44.729		20.292		22.772	172	221	22	12:49.616	12:07.745		19.903		21.968	170	
10	1:28.310	45.717		20.185		22.408	172	222	23	1:25.571	43.807		19.621		22.143	170	222
11	1:27.631	45.067		20.071		22.493	172	223	24	1:25.323	43.497		19.190		22.636	169	222
12	1:26.683	44.644		19.666		22.373	171	222	25	1:37.782	47.389		21.782		28.611		221
13	1:27.082	44.493		20.033		22.556	169	222									

15 Martin Ragginger, AUT/ Swen Dolenc, GER

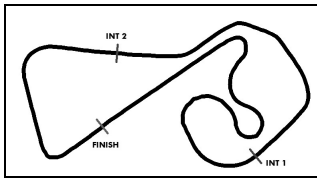
theoretical besttime: 1:23.582

1	2:05.233	1:17.016		23.565		24.652	169		17	1:26.572	44.504		19.661		22.407	172	226
2	1:30.655	45.529		21.357		23.769	170	224	18	1:33.450	45.211		20.024		28.215		226
3	1:26.667	44.432		19.537		22.698	169	226	19	3:36.285	2:52.754		21.064		22.467	170	
4	1:34.318	47.959		23.443		22.916	169	226	20	1:24.237	43.120		19.037		22.080	167	225
5	1:32.929	46.939		23.101		22.889	172	226	21	1:32.688	47.836		21.552		23.300	172	224
6	1:27.199	44.706		20.055		22.438	170	227	22	1:23.875	42.671		19.269		21.935	171	226
7	1:31.892	44.865		19.679		27.348		227	23	1:23.929	42.737		19.164		22.028	173	226
8	3:59.070	3:14.909		20.685		23.476	172		24	1:32.080	46.284		19.624		26.172		223
9	1:25.649	43.625		19.672		22.352	171	227	25	3:38.849	2:57.298		19.529		22.022	172	
10	1:25.950	44.006		19.726		22.218	170	227	26	1:24.742	43.032		19.789		21.921	173	226
11	1:25.734	44.051		19.455		22.228	171	227	27	1:23.719	42.624		19.115		21.980	170	227
12	1:33.309	45.497		21.236		26.576		227	28	1:23.838	42.706		19.067		22.065	167	227
13	3:07.030	2:23.978		20.163		22.889	169		29	1:41.904	44.369		25.178		32.357		226
14	1:28.571	44.280		21.718		22.573	170	225	30	3:43.346	2:58.099		22.077		23.170	174	
15	1:27.020	44.603		19.898		22.519	171	226	31	1:24.382	42.852		19.423		22.107	170	227
16	1:26.567	44.311		19.771		22.485	171	226	32	1:33.786	43.448		21.923		28.415		227

16 Andrina Gugger, SUI/ Otto Klohs, GER

theoretical besttime: 1:25.168

1	2:40.942	1:43.335		25.666		31.941			18	1:27.680	44.567		19.742		23.371	172	225
2	3:28.642	2:43.293		20.911		24.438	155		19	1:27.822	44.557		19.968		23.297	171	226
3	1:28.798	45.239		20.344		23.215	169	216	20	1:27.026	44.627		19.771		22.628	171	227
4	1:26.931	44.541		19.906		22.484	166	222	21	1:26.645	44.273		19.593		22.779	171	226
5	1:28.274	44.454		19.995		23.825	161	219	22	1:26.755	44.392		19.581		22.782	172	226
6	1:27.477	44.608		20.226		22.643	165	219	23	1:25.976	44.006		19.375		22.595	172	227
7	1:26.304	43.834		19.792		22.678	169	221	24	1:31.578	44.876		19.591		27.111		226
8	1:31.872	44.700		19.878		27.294		223	25	3:42.488	3:00.003		19.765		22.720	173	
9	3:04.866	2:22.337		19.728		22.801	170		26	1:27.624	44.623		19.963		23.038	172	227
10	1:28.089	43.998		21.147		22.944	170	224	27	1:29.226	45.555		20.665		23.006	171	227
11	1:28.024	43.801		21.561		22.662	170	225	28	1:27.774	44.965		19.919		22.890	174	227
12	1:26.574	44.443		19.540		22.591	170	222	29	1:27.752	45.031		20.088		22.633	171	228
13	1:31.292	44.214		19.633		27.445		224	30	1:30.454	47.506		20.475		22.473	172	225
14	7:06.282	6:19.124		22.479		24.679	168		31	1:25.543	43.720		19.493		22.330	173	227
15	1:29.928	45.464		21.150		23.314	170	223	32	1:25.777	43.463		19.657		22.657	173	228
16	1:28.057	45.047		20.188		22.822	171	224	33	1:29.285	43.572		19.453		26.260		227
17	1:27.568	44.217		20.046		23.305	172	225									



ADAC GT Masters

Lap analysis Freies Training 1



Provisional

Sachsenring, Length: 3645 m
 Air temperature: 20.8°C
 Track temperature: 25.1°C
 Weather condition: Dry

DMSB Reg. Nr.: 186/2012
Deutscher Motor Sport Bund e.V.

**ADAC Masters
 Weekend**

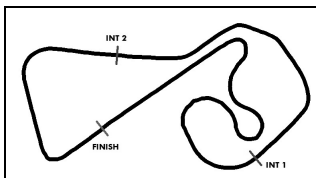
Friday 8.6.2012 09:00

Lap	Time	SE1	SP1	SE2	SP2	SE3	SP3	TSP	Lap	Time	SE1	SP1	SE2	SP2	SE3	SP3	TSP
17 Remo Lips, SUI/ Frank Schmickler, GER									theoretical besttime: 1:25.590								
1	2:38.135	1:44.368		25.959		27.808	159		16	7:47.821	6:54.731		26.509		26.581	163	
2	1:38.254	49.881		23.642		24.731	168	179	17	1:32.084	47.251		21.591		23.242	171	220
3	1:53.215	46.783		20.669		45.763		222	18	1:29.904	45.156		21.715		23.033	172	225
4	3:21.829	2:37.768		20.489		23.572	162		19	1:29.321	46.158		20.484		22.679	171	226
5	1:30.571	47.476		20.320		22.775	165	220	20	1:27.571	44.719		20.180		22.672	171	226
6	1:29.868	45.897		20.737		23.234	159	222	21	1:38.895	48.498		20.961		29.436		225
7	1:31.218	45.566		20.288		25.364		218	22	5:26.915	4:43.323		20.523		23.069	165	
8	4:52.338	4:08.678		20.712		22.948	168		23	1:28.988	46.616		19.956		22.416	170	214
9	1:27.868	45.035		20.213		22.620	166	223	24	1:27.286	44.367		20.586		22.333	171	224
10	1:29.089	46.506		19.935		22.648	167	222	25	1:26.130	44.015		19.809		22.306	171	225
11	1:26.971	44.597		19.674		22.700	167	223	26	1:26.237	44.165		19.625		22.447	172	226
12	1:26.694	44.402		19.591		22.701	168	222	27	1:26.465	44.001		19.724		22.740	172	225
13	1:27.994	44.941		19.957		23.096	167	223	28	1:26.290	44.384		19.483		22.423	170	225
14	1:26.891	44.508		19.762		22.621	168	223	29	1:25.590	43.942		19.478		22.170	172	226
15	1:30.846	45.304		19.965		25.577		223	30	1:48.210	50.713		24.413		33.084		224

18 Frank Kechele, GER/ Toni Seiler, SUI									theoretical besttime: 1:24.051								
1	5:54.295	5:03.941		23.888		26.466	155		14	1:24.605	42.900		19.260		22.445	158	225
2	1:32.860	46.155		21.430		25.275	166	216	15	1:24.327	43.155		19.118		22.054	174	221
3	1:34.170	45.780		20.899		27.491		220	16	1:34.994	46.545		20.453		27.996		228
4	4:16.614	3:33.276		20.409		22.929	170		17	6:03.770	5:16.443		21.577		25.750	171	
5	1:27.023	44.076		20.207		22.740	169	223	18	1:24.991	43.652		19.296		22.043	172	224
6	1:25.727	43.754		19.374		22.599	166	223	19	1:30.884	43.412		19.992		27.480		225
7	1:25.983	43.604		19.394		22.985	162	223	20	2:57.403	2:12.905		20.069		24.429	166	
8	1:26.469	44.447		19.582		22.440	170	197	21	1:25.976	43.846		19.265		22.865	168	221
9	1:30.785	43.276		20.402		27.107		224	22	1:25.656	43.960		19.285		22.411	169	
10	13:01.086	12:17.555		20.295		23.236	173		23	1:25.527	43.250		19.761		22.516	169	224
11	1:26.108	43.983		19.350		22.775	169	224	24	1:26.092	43.762		19.996		22.334	172	225
12	1:25.426	43.719		19.485		22.222	171	224	25	2:15.380	1:21.697		20.999		32.684		225
13	1:24.403	43.012		19.358		22.033	173	226									

19 Abdulaziz Al Faisal, KSA/ Mirko Bortolotti, ITA									theoretical besttime: 1:23.638								
1	2:25.610	1:32.458		23.278		29.874			17	2:07.886	1:26.126		19.519		22.241	168	
2	2:05.371	1:22.774		20.048		22.549	162		18	1:25.948	44.451		19.202		22.295	165	216
3	1:27.415	43.350		19.831		24.234	152	212	19	1:27.057	43.835		20.197		23.025	167	215
4	1:26.796	43.559		20.134		23.103	165	209	20	1:24.675	43.640		19.009		22.026	170	216
5	1:30.076	44.926		21.625		23.525	160	214	21	1:23.814	42.967		18.952		21.895	171	217
6	1:26.386	44.287		19.177		22.922	160	214	22	1:24.989	43.365		19.433		22.191	170	216
7	1:29.214	44.378		19.533		25.303	170	214	23	1:30.909	43.896		19.009		28.004		215
8	1:24.169	42.886		19.104		22.179	161	214	24	6:07.397	5:17.484		23.989		25.924	164	
9	1:26.643	42.793		18.952		24.898		213	25	1:24.238	43.097		19.148		21.993	165	214
10	5:31.355	4:50.228		19.122		22.005	167		26	1:33.280	43.142		22.882		27.256	163	216
11	1:24.312	42.977		19.300		22.035	165	214	27	1:27.026	43.543		21.230		22.253	169	214
12	1:23.786	42.891		18.950		21.945	165	214	28	1:29.076	43.263		19.321		26.492	166	216
13	1:27.178	45.612		19.123		22.443	167	214	29	1:26.284	43.775		20.528		21.981	171	213
14	1:24.452	43.025		18.983		22.444	168	215	30	1:27.342	43.322		19.706		24.314	165	217
15	1:27.131	43.014		18.965		25.152		216	31	1:24.360	42.998		19.140		22.222	154	217
16	5:40.732	4:50.466		21.755		28.511			32	1:47.967	52.441		24.554		30.972		158

20 Dominik Schwager, GER/ Claudia Hürtgen, GER									theoretical besttime: 1:22.451								
1	10:18.704								13	1:32.922	46.055		20.589		26.278		216
2	7:55.089	7:07.568		20.461		27.060			14	5:30.544	4:42.171		22.452		25.921	163	
3	1:57.264	1:10.857		19.764		26.643			15	1:26.524	43.927		19.237		23.360	167	213
4	2:13.858	1:30.396		19.515		23.947	164		16	1:25.248	42.869		20.127		22.252	172	216
5	1:26.005	43.196		19.243		23.566	171	214	17	1:23.199	42.736		18.747		21.716	168	216
6	1:23.872	42.890		18.971		22.011	162	214	18	1:23.119	42.674		18.758		21.687	168	216
7	1:23.855	43.118		18.873		21.864	168	215	19	1:31.074	43.559		19.330		28.185		216
8	1:23.405	42.760		18.830		21.815	162	216	20	4:10.321	3:26.411		19.961		23.949	166	
9	1:27.888	43.553		19.181		25.154		217	21	1:22.476	42.248		18.567		21.661	170	215
10	4:11.581	3:30.112		19.116		22.353	166		22	1:23.057	42.430		18.791		21.836	172	216



ADAC GT Masters

Lap analysis Freies Training 1



Provisional

Sachsenring, Length: 3645 m

Air temperature: 20.8°C

Track temperature: 25.1°C

Weather condition: Dry



Reg. Nr.: 186/2012

Friday 8.6.2012 09:00



Lap	Time	SE1	SP1	SE2	SP2	SE3	SP3	TSP	Lap	Time	SE1	SP1	SE2	SP2	SE3	SP3	TSP
11	1:24.619	43.483		18.984		22.152	166	215	23	1:28.158	43.326		18.744		26.088	163	216
12	1:24.311	43.251		18.991		22.069	167	215	24	1:22.572	42.223		18.624		21.725	166	215

21 Christopher Mies, GER/ Christer Joens, GER

theoretical besttime: 1:23.080

1	2:51.850	2:04.593		20.675		26.582			17	1:24.808	43.255		19.496		22.057	165	213
2	2:08.917	1:26.810		19.474		22.633	166		18	1:24.620	43.382		19.227		22.011	169	213
3	1:25.462	43.589		19.375		22.498	169	213	19	1:24.267	42.878		19.323		22.066	169	216
4	1:24.746	43.288		19.321		22.137	168	215	20	1:26.384	43.632		20.307		22.445	169	216
5	1:25.982	44.386		19.659		21.937	169	216	21	1:25.483	42.999		19.469		23.015	165	216
6	1:25.527	42.982		18.856		23.689	168	215	22	1:36.660	46.137		21.084		29.439		214
7	1:23.713	42.905		18.990		21.818	169	215	23	5:24.057	4:42.550		19.369		22.138	169	
8	1:28.826	42.887		18.851		27.088		215	24	1:24.561	43.141		19.371		22.049	167	214
9	5:02.717	4:20.779		19.526		22.412	169		25	1:23.871	42.779		18.998		22.094	168	213
10	1:23.483	42.852		18.763		21.868	167	215	26	1:25.598	42.751		20.359		22.488	160	215
11	1:23.202	42.542		18.813		21.847	168	213	27	1:25.807	43.527		20.013		22.267	168	212
12	1:23.323	42.499		18.772		22.052	164	214	28	1:32.054	47.406		21.238		23.410	167	217
13	1:28.364	42.930		20.229		25.205		213	29	1:24.628	42.824		19.531		22.273	167	214
14	6:09.948	5:24.703		21.945		23.300	164		30	1:24.063	43.001		18.987		22.075	168	214
15	1:28.387	45.221		20.595		22.571	167	212	31	1:24.170	43.071		19.051		22.048	166	214
16	1:26.261	44.088		19.866		22.307	167	213	32	1:32.534	44.539		20.144		27.851		214

22 Christian Abt, GER/ Carsten Tilke, GER

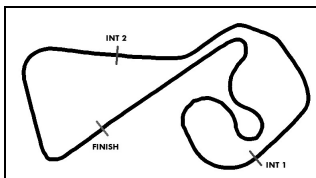
theoretical besttime: 1:24.091

1	3:17.893	2:24.684		23.790		29.419			15	1:31.846	45.893		22.201		23.752	165	202
2	2:33.038	1:46.291		22.453		24.294	162		16	1:29.485	45.449		20.681		23.355	167	214
3	1:26.241	44.054		19.595		22.592	168	212	17	1:32.512	47.094		21.817		23.601	166	214
4	1:44.695					25.800	162	214	18	1:27.908	44.596		20.098		23.214	168	215
5	1:34.940	45.797		21.546		27.597		212	19	1:27.678	45.247		19.731		22.700	167	209
6	8:57.587	8:14.690		20.303		22.594	166		20	1:28.055	44.231		19.923		23.901	163	216
7	1:26.952	43.776		20.573		22.603	166	214	21	1:28.109	45.463		19.807		22.839	166	215
8	1:26.703	44.196		19.638		22.869	168	213	22	1:35.629	45.208		21.724		28.697		215
9	1:31.242	46.709		20.408		24.125	168	216	23	5:47.022	5:02.440		21.753		22.829	167	
10	1:24.876	43.649		19.118		22.109	168	214	24	1:31.681	46.965		20.777		23.939	167	212
11	1:24.539	43.204		19.118		22.217	167	215	25	1:30.562	47.745		20.512		22.305	169	200
12	1:36.655	47.603		20.728		28.324		215	26	1:24.091	43.185		19.018		21.888	166	214
13	5:25.503	4:40.218		21.037		24.248	166		27	1:39.126	47.330		22.981		28.815		215
14	1:32.842	47.441		20.967		24.434	166	214									

23 Fredrik Lestrup, SWE/ Martin Matzke, CZE

theoretical besttime: 1:22.149

1	1:59.390	1:08.762		24.154		26.474	151		18	1:25.610	43.981		19.520		22.109	167	216
2	1:29.375	47.216		19.765		22.394	166	201	19	1:30.788	47.943		20.796		22.049	167	218
3	1:28.379	43.940		21.089		23.350	165	216	20	1:24.316	43.396		19.169		21.751	168	219
4	1:26.765	43.722		19.495		23.548	163	216	21	1:26.572	44.867		19.784		21.921	168	218
5	1:25.381	44.346		18.925		22.110	167	216	22	1:29.366	44.891		21.151		23.324	165	220
6	1:25.735	44.091		18.874		22.770	166	218	23	1:29.465	45.625		20.844		22.996	164	216
7	1:24.661	43.839		18.868		21.954	169	216	24	1:26.395	45.084		19.344		21.967	168	217
8	1:24.109	43.195		18.778		22.136	163	217	25	1:24.055	43.160		19.056		21.839	169	218
9	1:30.110	43.543		19.428		27.139		216	26	1:23.464	42.765		18.912		21.787	169	218
10	5:49.131	5:06.952		19.928		22.251	167		27	1:27.549	43.017		19.087		25.445		218
11	1:24.566	43.453		19.171		21.942	167	216	28	4:12.190	3:18.646		26.175		27.369	160	
12	1:23.928	43.491		18.502		21.935	169	218	29	1:28.559	44.902		20.500		23.157	168	214
13	1:24.336	43.329		18.689		22.318	166	218	30	1:25.983	44.003		19.695		22.285	169	219
14	1:24.662	43.810		18.544		22.308	167	217	31	1:22.699	42.689		18.531		21.479	168	218
15	1:24.097	43.462		18.669		21.966	166	218	32	1:22.504	42.235		18.435		21.834	167	218
16	1:29.584	43.656		20.089		25.839		218	33	1:23.039	42.515		18.500		22.024	168	218
17	5:15.253	4:32.441		20.345		22.467	167		34	1:30.596	43.781		20.186		26.629		220



ADAC GT Masters

Lap analysis Freies Training 1



Provisional

Sachsenring, Length: 3645 m
 Air temperature: 20.8°C
 Track temperature: 25.1°C
 Weather condition: Dry

DMSB Reg. Nr.: 186/2012
Deutscher Motor Sport Bund e.V.

Friday 8.6.2012 09:00

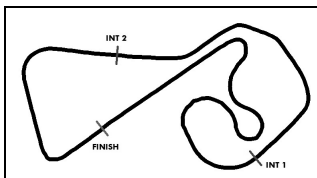
**ADAC Masters
Weekend**

Lap	Time	SE1	SP1	SE2	SP2	SE3	SP3	TSP	Lap	Time	SE1	SP1	SE2	SP2	SE3	SP3	TSP
24	Peter Kox, NED/ Dennis Retera, NED								theoretical besttime: 1:23.611								
1	1:50.766	1:02.832		23.187		24.747	159		16	5:17.015	4:32.565		21.558		22.892	164	
2	1:31.680	47.607		20.748		23.325	166	208	17	1:25.685	44.115		19.567		22.003	168	213
3	1:30.394	45.958		21.465		22.971	166	211	18	1:25.364	43.803		19.470		22.091	167	215
4	1:30.332	45.924		19.854		24.554	168	212	19	1:25.569	43.441		19.424		22.704	164	215
5	1:26.802	44.304		19.363		23.135	168	211	20	1:32.349	45.082		19.724		27.543		215
6	1:34.709	45.178		20.951		28.580		215	21	3:27.451	2:45.087		19.798		22.566	168	
7	4:52.426	4:07.499		21.145		23.782	164		22	1:26.890	44.147		19.835		22.908	170	217
8	1:28.918	45.527		20.562		22.829	167	213	23	1:33.484	45.932		23.193		24.359	171	217
9	1:27.216	44.539		20.013		22.664	168	215	24	1:25.826	43.204		19.613		23.009	167	213
10	1:26.338	44.145		19.843		22.350	167	215	25	1:24.585	43.202		19.120		22.263	171	216
11	1:26.689	44.302		19.899		22.488	168	215	26	1:29.862	43.393		20.039		26.430		217
12	1:26.155	44.474		19.593		22.088	167	216	27	7:10.309	6:28.679		19.565		22.065	170	
13	1:25.836	43.687		20.037		22.112	167	214	28	1:23.674	42.796		19.027		21.851	169	216
14	1:26.886	43.822		20.654		22.410	167	214	29	1:24.110	43.094		18.964		22.052	170	216
15	1:31.516	43.981		19.490		28.045		214	30	1:30.249	43.349		19.395		27.505		215

25	Marco Seefried, GER/ Georg Engelhardt, GER								theoretical besttime: 1:24.780								
1	1:59.335	1:12.522		22.849		23.964	168		16	1:27.530	44.858		20.215		22.457	165	219
2	1:28.047	45.640		19.832		22.575	169	218	17	1:28.365	44.556		20.258		23.551	168	222
3	1:29.257	43.892		22.071		23.294	169	221	18	1:26.758	44.468		19.528		22.762	170	221
4	1:27.451	43.964		19.501		23.986	167	221	19	1:26.321	44.271		19.514		22.536	170	221
5	5:00.607	4:12.800		20.058		27.749		220	20	1:26.726	44.175		19.480		23.071	167	221
6	6:45.421	6:03.374		19.490		22.557	166		21	1:26.413	44.538		19.384		22.491	167	218
7	1:25.915	44.000		19.571		22.344	169	219	22	1:30.934	44.243		19.638		27.053		221
8	1:25.896	43.367		20.329		22.200	169	220	23	5:21.246	4:34.247		23.343		23.656	167	
9	1:25.668	43.990		19.450		22.228	171	221	24	1:26.919	44.285		19.578		23.056	167	220
10	1:25.815	43.615		19.667		22.533	171	221	25	1:26.369	44.420		19.476		22.473	168	220
11	1:24.986	43.435		19.213		22.338	169	221	26	1:25.736	43.920		19.431		22.385	168	220
12	1:28.810	43.436		19.297		26.077		220	27	1:28.267	45.354		20.224		22.689	170	222
13	7:20.938	6:37.048		20.413		23.477	165		28	1:26.451	44.482		19.558		22.411	165	221
14	1:29.323	45.507		20.471		23.345	168	218	29	1:31.729	44.929		19.715		27.085		218
15	1:27.559	44.759		19.795		23.005	170	219									

26	Alfred Renauer, GER/ Rene Bourdeaux, GER								theoretical besttime: 1:25.173								
1	3:45.277	2:45.979		29.338		29.960	141		15	1:32.462	44.699		19.610		28.153		223
2	1:39.392	51.776		22.973		24.643	163	188	16	5:19.598	4:33.548		22.283		23.767	170	
3	1:30.751	46.491		21.323		22.937	171	219	17	1:27.041	44.763		19.842		22.436	169	224
4	1:33.973	50.391		20.509		23.073	170	223	18	1:27.373	44.685		20.014		22.674	170	224
5	1:29.247	46.401		19.791		23.055	171	223	19	1:28.493	44.971		20.966		22.556	171	225
6	1:33.075	45.678		20.132		27.265		222	20	1:35.037	44.725		26.643		23.669	171	225
7	7:17.251	6:33.802		19.835		23.614	156		21	1:26.729	44.170		20.192		22.367	172	225
8	2:11.173	44.898		56.383		29.892		204	22	1:33.566	44.079		20.442		29.045		225
9	3:55.930	3:12.162		20.410		23.358	169		23	4:22.555	3:39.492		20.616		22.447	172	
10	1:26.503	44.487		19.482		22.534	169	222	24	1:26.127	43.996		19.675		22.456	172	225
11	1:27.732	44.671		20.318		22.743	169	223	25	1:36.571	47.974		23.614		24.983	171	225
12	1:27.235	45.378		19.550		22.307	170	222	26	1:25.173	43.769		19.433		21.971	171	224
13	1:27.409	44.534		20.171		22.704	170	224	27	1:26.591	44.504		19.804		22.283	172	225
14	1:26.855	44.546		19.641		22.668	172	222	28	1:32.156	45.151		19.894		27.111		227

27	Heinz-Harald Frentzen, GER/ Andreas Wirth, GER								theoretical besttime: 1:23.456								
1	3:23.077	2:37.006		21.311		24.760	174		14	1:34.979	46.506		19.402		29.071		193
2	1:30.239	46.761		20.368		23.110	176	207	15	6:31.910	5:47.334		20.778		23.798	179	
3	1:28.144	44.177		19.989		23.978	176	218	16	1:27.444	45.072		19.495		22.877	179	218
4	1:30.358	44.202		19.306		26.850		216	17	1:25.232	43.532		19.126		22.574	178	220
5	6:13.119	5:30.837		19.324		22.958	179		18	1:30.215	43.401		19.376		27.438		220
6	1:25.018	43.429		19.540		22.049	180	219	19	6:16.549	5:35.181		19.183		22.185	160	
7	1:25.394	43.355		19.522		22.517	171	220	20	1:24.099	43.051		18.974		22.074	182	221
8	1:24.059	43.033		19.134		21.892	178	218	21	1:29.578	44.788		19.577		25.213		222
9	1:24.108	43.119		19.131		21.858	178	221	22	3:27.103	2:45.887		19.135		22.081	182	
10	1:30.848	44.450		19.199		27.199		221	23	1:23.947	42.860		19.074		22.013	181	222



ADAC GT Masters

Lap analysis Freies Training 1



Provisional

Sachsenring, Length: 3645 m
 Air temperature: 20.8°C
 Track temperature: 25.1°C
 Weather condition: Dry

DMSB Reg. Nr.: 186/2012
Deutscher Motor Sport Bund e.V.

**ADAC Masters
 Weekend**

Friday 8.6.2012 09:00

Lap	Time	SE1	SP1	SE2	SP2	SE3	SP3	TSP	Lap	Time	SE1	SP1	SE2	SP2	SE3	SP3	TSP
11	5:52.973	5:06.580		19.415		26.978	179		24	1:24.051	42.971		19.039		22.041	178	221
12	1:23.658	42.799		18.809		22.050	178	218	25	1:24.244	43.055		19.004		22.185	180	221
13	1:24.169	43.083		19.008		22.078	177	218	26	1:26.947	43.128		18.799		25.020		221

28 Daniel Keilwitz, GER/ Diego Alessi, ITA

theoretical besttime: 1:23.351

1	2:41.413	1:48.203		26.015		27.195	164		16	6:07.591	5:24.429		19.573		23.589	169	
2	1:42.860	50.934		23.654		28.272	168	182	17	1:30.296	43.860		23.685		22.751	168	224
3	1:28.729	44.300		20.006		24.423	162	222	18	1:25.804	43.679		19.582		22.543	169	224
4	1:27.015	44.611		19.560		22.844	166	220	19	1:26.889	44.282		19.658		22.949	167	225
5	1:40.731	47.225		23.883		29.623	167	223	20	1:26.578	44.990		19.244		22.344	171	222
6	1:26.885	44.982		19.384		22.519	170	221	21	1:24.780	43.482		19.103		22.195	165	224
7	1:29.494	43.652		20.016		25.826		224	22	1:30.070	43.931		20.469		25.670		222
8	6:31.938	5:50.862		19.016		22.060	170		23	5:30.516	4:49.520		19.144		21.852	170	
9	1:23.916	43.065		18.860		21.991	172	224	24	1:24.490	43.565		18.922		22.003	171	223
10	1:23.983	43.180		18.830		21.973	175	224	25	1:26.517	44.653		19.635		22.229	170	224
11	1:24.937	43.325		19.593		22.019	175	225	26	1:28.327	45.197		20.711		22.419	172	223
12	1:24.377	42.866		19.024		22.487	173	225	27	1:24.095	43.393		18.836		21.866	170	224
13	1:25.619	44.036		19.571		22.012	173	225	28	1:24.214	43.190		18.954		22.070	170	224
14	1:23.423	42.726		18.773		21.924	173	225	29	1:24.835	43.224		19.452		22.159	167	224
15	1:28.740	42.902		19.108		26.730		225	30	1:28.580	44.077		19.170		25.333		224

29 Nicolas Armindo, FRA/ Robert Renauer, GER

theoretical besttime: 1:23.508

1	1:56.913	1:10.073		22.743		24.097	166		14	1:25.354	43.201		19.750		22.403	165	218
2	1:29.263	46.156		20.470		22.637	167	218	15	1:29.739	44.161		19.200		26.378		219
3	1:29.609	44.318		21.460		23.831	170	220	16	6:05.825	5:18.739		19.257		27.829	170	
4	1:26.436	43.378		19.579		23.479	167	221	17	1:24.372	42.849		19.255		22.268	161	220
5	1:26.090	43.842		19.674		22.574	169	220	18	1:32.238	43.106		20.264		28.868		218
6	1:31.193	44.595		18.987		27.611		221	19	11:29.823	10:47.110		20.533		22.180	168	
7	6:36.054	5:55.294		18.914		21.846	168		20	1:26.230	43.751		20.147		22.332	166	219
8	1:24.376	43.676		18.887		21.813	169	221	21	1:25.401	43.598		19.778		22.025	168	220
9	1:23.879	42.936		18.846		22.097	168	221	22	1:25.343	43.369		19.628		22.346	167	222
10	1:30.131	43.516		19.420		27.195		221	23	1:25.770	43.524		19.880		22.366	166	220
11	5:07.290	4:25.084		19.573		22.633	168		24	1:25.738	43.184		19.981		22.573	167	220
12	1:25.000	43.243		19.560		22.197	168	220	25	1:26.321	43.329		20.666		22.326	166	221
13	1:26.735	43.461		20.978		22.296	163	219	26	1:46.581	50.722		22.412		33.447		220

31 Tobias Schulze, GER/ Michael Schulze, GER

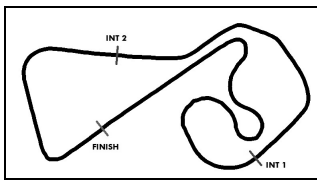
theoretical besttime: 1:23.720

1	2:49.344	1:56.925		25.662		26.757	161		17	1:26.809	44.770		19.699		22.340	168	215
2	1:31.203	45.731		21.854		23.618	166	214	18	1:25.978	43.962		19.573		22.443	166	219
3	1:29.837	44.351		19.908		25.578	140	217	19	1:31.177	43.500		19.483		28.194		219
4	1:27.262	45.237		19.378		22.647	165	205	20	4:54.323	4:11.867		19.874		22.582	168	
5	1:29.656	44.599		19.638		25.419		218	21	1:25.862	44.001		19.392		22.469	166	219
6	4:16.752	3:35.526		19.282		21.944	168		22	1:24.824	43.502		19.010		22.312	167	218
7	1:24.581	43.525		19.161		21.895	166	219	23	1:25.025	43.872		19.104		22.049	166	218
8	1:24.449	43.248		18.971		22.230	166	217	24	1:27.384	45.379		19.440		22.565	167	218
9	1:24.127	43.082		18.967		22.078	167	219	25	1:26.654	43.619		19.486		23.549	162	218
10	1:26.174	43.998		19.954		22.222	167	218	26	1:25.818	43.779		19.617		22.422	168	217
11	1:26.533	42.956		18.920		24.657	107	219	27	1:25.308	43.518		19.227		22.563	167	221
12	1:26.268	45.030		19.066		22.172	164	198	28	1:27.118	44.502		20.226		22.390	165	220
13	1:27.531	43.194		18.869		25.468		219	29	1:25.441	43.657		19.271		22.513	165	219
14	10:26.939	9:40.681		22.476		23.782	164		30	1:25.201	43.326		18.886		22.989	161	220
15	1:28.412	45.357		20.248		22.807	167	214	31	1:47.652	52.373		23.029		32.250		158
16	1:27.012	44.888		19.651		22.473	165	218									

32 Johannes Stuck, AUT/ Ferdinand Stuck, AUT

theoretical besttime: 1:23.807

1	2:12.722	1:19.034		22.538		31.150			7	1:27.950	43.206		19.669		25.075		216
2	3:26.567	2:43.649		19.394		23.524	152		8	10:07.991	9:26.710		19.251		22.030	170	
3	1:25.525	43.572		19.596		22.357	165	208	9	1:23.807	42.833		19.086		21.888	169	217
4	1:25.215	43.351		19.166		22.698	165	215	10	1:45.258	1:03.436		19.328		22.494	169	218
5	1:31.999	48.017		20.998		22.984	166	216	11	1:49.993	48.819		26.112		35.062		218
6	1:24.739	43.013		19.642		22.084	167	216									



ADAC GT Masters

Lap analysis Freies Training 1



Provisional

Sachsenring, Length: 3645 m
 Air temperature: 20.8°C
 Track temperature: 25.1°C
 Weather condition: Dry

DMSB Reg. Nr.: 186/2012
Deutscher Motor Sport Bund e.V.

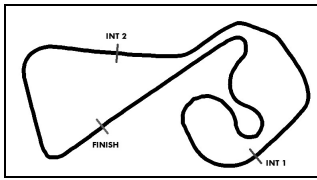
**ADAC Masters
 Weekend**

Friday 8.6.2012 09:00

Lap	Time	SE1	SP1	SE2	SP2	SE3	SP3	TSP	Lap	Time	SE1	SP1	SE2	SP2	SE3	SP3	TSP
33 Christoffer Nygaard, DEN/ Kristian Poulsen, DEN									theoretical besttime: 1:22.783								
1	2:38.772	1:47.812		23.446		27.514	160		18	1:27.244	44.889		20.076		22.279	168	219
2	1:29.376	47.073		19.831		22.472	169	211	19	1:26.446	43.666		20.596		22.184	168	218
3	1:26.289	44.518		19.264		22.507	163	218	20	1:24.762	42.971		19.730		22.061	170	220
4	1:25.063	44.204		19.090		21.769	168	216	21	1:24.982	43.395		19.312		22.275	170	220
5	1:28.193	45.647		19.821		22.725	166	220	22	1:24.706	43.272		19.323		22.111	168	220
6	1:32.505	47.490		19.242		25.773		220	23	1:24.770	43.210		19.007		22.553	162	222
7	6:11.510	5:30.787		18.987		21.736	167		24	1:24.451	43.235		19.074		22.142	170	217
8	1:24.996	43.091		19.086		22.819	170	219	25	1:23.610	42.754		19.032		21.824	170	221
9	1:23.335	42.956		18.788		21.591	168	218	26	1:23.542	42.468		18.963		22.111	166	220
10	1:25.319	42.610		20.739		21.970	168	221	27	1:34.480	45.080		20.383		29.017		219
11	1:24.554	43.918		18.988		21.648	170	220	28	6:53.429	6:12.571		18.947		21.911	170	
12	1:23.680	42.741		18.901		22.038	171	221	29	1:23.166	42.434		18.861		21.871	171	220
13	1:23.793	42.795		19.227		21.771	173	220	30	1:23.744	42.663		18.810		22.271	171	221
14	1:28.361	44.153		18.810		25.398		221	31	1:23.283	42.553		18.758		21.972	170	221
15	4:45.967	3:54.289		24.880		26.798	134		32	1:23.773	43.344		18.767		21.662	174	222
16	1:32.797	46.614		21.807		24.376	159	202	33	1:36.742	43.839		21.373		31.530		221
17	1:27.818	44.746		20.769		22.303	167	214									

34 Max Sandritter, GER/ Christian Bracke, GER									theoretical besttime: 1:25.099								
1	2:13.259	1:25.941		22.399		24.919	166		19	1:31.721	46.070		21.766		23.885	169	228
2	1:31.781	48.200		20.111		23.470	168	143	20	1:30.940	45.683		21.385		23.872	171	226
3	1:26.786	44.861		19.403		22.522	171	226	21	1:31.083	46.506		21.313		23.264	172	225
4	1:25.855	43.924		19.588		22.343	173	228	22	1:36.099	51.065		21.516		23.518	171	229
5	1:28.012	46.480		19.421		22.111	174	231	23	1:33.461	47.173		21.886		24.402	172	228
6	1:26.119	44.444		19.364		22.311	171	230	24	1:30.452	46.064		20.892		23.496	174	227
7	1:29.872	44.755		19.256		25.861		230	25	1:29.849	45.946		20.745		23.158	174	228
8	4:40.741	3:58.337		19.842		22.562	173		26	1:34.130	48.867		21.949		23.314	172	228
9	1:26.234	44.233		19.417		22.584	173	229	27	1:31.694	46.681		21.560		23.453	172	230
10	1:28.918	44.342		19.287		25.289		229	28	1:28.589	45.490		20.180		22.919	175	227
11	3:15.398	2:33.147		19.489		22.762	172		29	1:30.869	45.584		21.235		24.050	168	230
12	1:31.821	48.161		21.136		22.524	172	230	30	1:33.318	48.476		21.166		23.676	173	204
13	1:25.724	44.224		19.165		22.335	173	228	31	1:29.098	45.370		20.244		23.484	172	229
14	1:25.204	43.986		19.064		22.154	174	230	32	1:34.201	46.182		23.710		24.309	170	227
15	1:33.745	46.335		20.539		26.871		230	33	1:32.503	47.753		21.096		23.654	172	228
16	4:59.405	4:12.716		22.448		24.241	173		34	1:29.013	45.734		20.286		22.993	172	228
17	1:31.980	46.262		21.948		23.770	169	225	35	1:49.244	51.791		24.683		32.770		225
18	1:30.810	45.776		21.495		23.539	174	226									

35 Charlie Geipel, GER/ Achim Winter, GER									theoretical besttime: 1:24.367								
1	2:23.996	1:31.883		25.287		26.826	166		18	1:31.071	45.751		21.608		23.712	169	226
2	1:31.172	47.726		20.507		22.939	172	171	19	1:30.910	45.639		21.701		23.570	169	226
3	1:27.716	44.624		20.362		22.730	173	227	20	1:31.126	46.572		21.243		23.311	171	229
4	1:26.075	43.774		19.679		22.622	173	228	21	1:30.008	45.627		20.840		23.541	170	226
5	1:27.839	44.141		20.508		23.190	173	228	22	1:30.384	45.825		21.308		23.251	172	229
6	1:25.261	43.617		19.362		22.282	173	228	23	1:30.568	44.802		21.570		24.196	166	227
7	1:25.957	44.531		19.193		22.233	174	228	24	1:29.805	45.949		20.442		23.414	173	226
8	1:30.264	43.637		19.612		27.015		229	25	1:29.134	45.451		20.389		23.294	173	228
9	6:51.078	6:09.067		19.684		22.327	173		26	1:28.780	45.328		20.274		23.178	173	227
10	1:26.630	44.392		19.828		22.410	172	229	27	1:28.527	45.335		20.200		22.992	174	229
11	1:24.726	43.492		19.069		22.165	173	228	28	1:29.028	44.844		21.093		23.091	172	228
12	1:24.415	43.194		19.008		22.213	173	229	29	1:28.089	45.066		20.071		22.952	173	228
13	1:29.193	43.774		19.810		25.609		229	30	1:27.679	44.894		20.124		22.661	173	228
14	6:00.376	5:14.175		21.569		24.632	168		31	1:28.403	44.878		20.321		23.204	167	228
15	1:32.218	46.620		22.197		23.401	170	225	32	1:32.577					23.210	172	226
16	1:34.345	45.921		21.908		26.516	167	226	33	1:27.413	44.854		20.108		22.451	173	229
17	1:31.541	46.259		21.656		23.626	166	226	34	2:00.249	53.898		31.140		35.211		227



ADAC GT Masters

Lap analysis Freies Training 1



Provisional

Sachsenring, Length: 3645 m
 Air temperature: 20.8°C
 Track temperature: 25.1°C
 Weather condition: Dry

DMSB Reg. Nr.: 186/2012
Deutscher Motor Sport Bund e.V.

Friday 8.6.2012 09:00

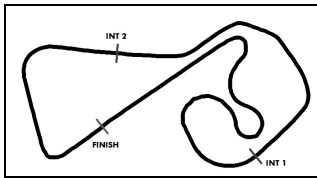
**ADAC Masters
Weekend**

Lap	Time	SE1	SP1	SE2	SP2	SE3	SP3	TSP	Lap	Time	SE1	SP1	SE2	SP2	SE3	SP3	TSP
36 Nick Tandy, GBR/ Christian Engelhart, GER									theoretical besttime: 1:23.898								
1	2:04.010	1:16.560		22.225		25.225	166		19	4:55.573	4:11.706		20.587		23.280	167	
2	1:29.030	45.074		20.665		23.291	164	219	20	1:27.062	44.890		19.604		22.568	167	220
3	1:28.132	44.653		19.845		23.634	167	220	21	1:25.321	43.745		19.544		22.032	172	221
4	1:26.477	44.321		19.487		22.669	169	221	22	1:24.830	43.165		19.362		22.303	169	222
5	1:26.091	43.716		19.530		22.845	166	222	23	1:25.690	43.830		19.604		22.256	151	223
6	1:26.872	44.017		19.531		23.324	164	221	24	1:24.784	43.516		19.259		22.009	168	216
7	1:30.230	44.106		19.675		26.449		220	25	1:24.893	43.019		19.539		22.335	166	221
8	3:41.721	2:58.915		19.515		23.291	169		26	1:29.894	43.199		19.372		27.323		221
9	1:24.969	43.477		19.172		22.320	168	220	27	5:57.171	5:12.371		21.318		23.482	165	
10	1:26.115	44.027		19.700		22.388	170	222	28	1:27.424	45.432		19.492		22.500	167	220
11	1:25.233	43.257		19.078		22.898	165	220	29	1:31.932	43.664		21.963		26.305	169	220
12	1:25.370	43.874		19.252		22.244	168	219	30	1:26.817	43.534		20.074		23.209	169	222
13	1:25.346	43.821		19.204		22.321	169	220	31	1:26.231	42.843		19.466		23.922	166	222
14	1:24.795	43.632		19.149		22.014	171	222	32	1:25.046	43.991		19.075		21.980	168	222
15	1:25.170	43.384		19.263		22.523	168	221	33	1:24.908	43.238		19.257		22.413	168	221
16	1:27.166	45.008		19.793		22.365	169	220	34	1:29.860	44.641		20.807		24.412	167	222
17	1:24.983	43.554		19.157		22.272	169	222	35	1:24.328	43.071		19.191		22.066	167	222
18	1:27.843	43.379		19.326		25.138		221	36	1:30.330	44.644		19.354		26.332		221

Lap	Time	SE1	SP1	SE2	SP2	SE3	SP3	TSP	Lap	Time	SE1	SP1	SE2	SP2	SE3	SP3	TSP
37 Luca Ludwig, GER/ Sascha Bert, GER									theoretical besttime: 1:22.984								
1	2:20.053	1:30.922		24.349		24.782	158		16	1:24.218	43.061		19.444		21.713	175	223
2	1:34.274	48.409		21.420		24.445	163	206	17	1:24.074	42.939		19.356		21.779	169	223
3	1:32.046	46.539		21.420		24.087	150	219	18	1:24.041	42.567		19.353		22.121	171	222
4	1:31.767	47.737		20.406		23.624	171	201	19	1:37.515	46.304		20.958		30.253		224
5	1:29.093	46.038		19.997		23.058	168	223	20	3:36.371	2:54.465		19.757		22.149	170	
6	1:29.129	47.436		19.565		22.128	171	221	21	1:24.034	43.174		19.172		21.688	170	222
7	1:28.738	44.137		19.368		25.233	171	222	22	1:24.936	43.033		19.422		22.481	166	224
8	1:25.329	43.520		19.814		21.995	171	221	23	1:24.177	43.529		18.877		21.771	170	221
9	1:34.929	44.861		21.179		28.889		223	24	1:23.112	42.695		18.794		21.623	172	223
10	9:55.089	9:13.455		19.688		21.946	169		25	1:28.125	44.152		20.808		23.165	169	224
11	1:24.457	43.380		19.246		21.831	172	221	26	1:28.940	43.227		19.589		26.124		223
12	1:24.220	43.160		19.231		21.829	169	222	27	5:20.961	4:39.734		19.246		21.981	170	
13	1:31.801	45.093		20.112		26.596		222	28	1:24.188	42.982		18.929		22.277	171	223
14	5:45.254	5:00.692		19.755		24.807	171		29	1:35.567	45.344		19.789		30.434		224
15	1:25.657	43.189		20.048		22.420	172	221									

Lap	Time	SE1	SP1	SE2	SP2	SE3	SP3	TSP	Lap	Time	SE1	SP1	SE2	SP2	SE3	SP3	TSP
38 Nicolas Verdonck, BEL/ Jesse Krohn, FIN									theoretical besttime: 1:23.335								
1	3:00.282	2:13.544		23.141		23.597	159		16	1:24.990	43.480		19.118		22.392	164	219
2	1:31.398	47.020		20.816		23.562	164	214	17	1:23.335	42.774		18.741		21.820	162	220
3	1:26.948	44.177		19.852		22.919	162	216	18	1:24.272	42.981		19.300		21.991	166	218
4	1:26.175	44.284		19.486		22.405	161	211	19	1:24.730	43.209		19.374		22.147	161	219
5	1:29.264	44.014		22.457		22.793	156	219	20	1:27.897	43.634		19.177		25.086		220
6	1:27.151	44.627		19.416		23.108	161	207	21	18:54.973	18:13.112		19.357		22.504	168	
7	1:26.188	44.514		19.581		22.093	165	218	22	1:27.198	43.631		20.170		23.397	156	218
8	1:28.994	43.983		19.058		25.953		218	23	1:25.402	43.999		19.248		22.155	165	214
9	3:18.037	2:33.887		20.698		23.452	161		24	1:23.733	42.933		18.823		21.977	163	217
10	1:26.524	44.061		19.705		22.758	158	218	25	1:23.887	43.174		18.835		21.878	167	220
11	1:25.513	43.659		19.502		22.352	167	216	26	1:24.940	42.951		19.835		22.154	171	221
12	1:26.753	44.626		19.752		22.375	168	218	27	1:24.085	43.234		18.969		21.882	168	221
13	1:25.299	43.415		19.355		22.529	166	218	28	1:24.069	43.007		18.780		22.282	164	220
14	1:24.258	43.219		18.979		22.060	167	217	29	1:30.842	44.686		20.528		25.628		219
15	1:29.879	44.382		21.087		24.410	163	217									

Lap	Time	SE1	SP1	SE2	SP2	SE3	SP3	TSP	Lap	Time	SE1	SP1	SE2	SP2	SE3	SP3	TSP
40 Christian Mamerow, GER/ Rene Rast, GER									theoretical besttime: 1:22.852								
1	2:01.630	1:06.582		23.645		31.403			18	1:27.793	45.085		20.221		22.487	169	212
2	2:11.583	1:27.491		21.227		22.865	165		19	1:25.372	43.751		19.540		22.081	169	214
3	1:29.281	46.064		20.393		22.824	165	214	20	1:24.322	42.875		19.325		22.122	169	215
4	1:25.373	43.387		19.659		22.327	168	213	21	1:24.361	43.006		19.190		22.165	167	216
5	1:28.712	45.118		20.395		23.199	168	216	22	1:24.404	42.921		19.021		22.462	168	215
6	1:27.834	43.965		21.321		22.548	168	215	23	1:31.161	43.957		19.717		27.487		216



ADAC GT Masters

Lap analysis Freies Training 1



Provisional

Sachsenring, Length: 3645 m
 Air temperature: 20.8°C
 Track temperature: 25.1°C
 Weather condition: Dry

DMSB Reg. Nr.: 186/2012
Deutscher Motor Sport Bund e.V.

**ADAC Masters
 Weekend**

Friday 8.6.2012 09:00

Lap	Time	SE1	SP1	SE2	SP2	SE3	SP3	TSP	Lap	Time	SE1	SP1	SE2	SP2	SE3	SP3	TSP
7	1:24.754	43.202		19.451		22.101	167	216	24	3:22.286	2:40.691		19.498		22.097	168	
8	1:24.593	43.272		19.330		21.991	167	215	25	1:27.461	42.967		22.447		22.047	168	214
9	1:24.347	42.697		19.282		22.368	169	216	26	1:24.208	42.779		19.426		22.003	168	215
10	1:32.361	45.102		20.821		26.438		216	27	1:29.244	42.953		19.555		26.736	170	215
11	5:55.686	5:13.537		19.805		22.344	165		28	1:24.208	42.974		19.377		21.857	169	216
12	1:23.982	43.181		18.988		21.813	168	213	29	1:32.319	42.816		22.820		26.683	170	217
13	1:24.251	43.432		18.979		21.840	168	214	30	1:26.548	43.151		20.928		22.469	168	217
14	1:26.366	45.573		18.872		21.921	167	214	31	1:29.463	43.222		19.175		27.066		217
15	1:22.852	42.560		18.624		21.668	170	215	32	3:16.909	2:32.311		18.996		25.602	170	
16	1:28.087	43.000		19.137		25.950		216	33	1:23.227	42.635		18.716		21.876	168	215
17	4:37.533	3:53.062		21.148		23.323	167		34	1:41.267	48.278		20.142		32.847		212

41 Jeroen de Boer, NED/ Simon Knap, NED

theoretical besttime: 1:23.896

1	2:00.093	1:04.341		24.518		31.234			19	1:28.485	43.240		19.064		26.181		215
2	2:42.377	1:58.762		20.719		22.896	159		20	5:36.813	4:50.280		23.217		23.316	161	
3	1:28.560	45.121		19.996		23.443	157	210	21	1:27.207	44.733		20.140		22.334	164	214
4	1:28.037	44.511		19.960		23.566	164	210	22	1:27.343	44.470		19.957		22.916	164	215
5	1:28.536	45.831		20.180		22.525	163	214	23	1:25.287	43.614		19.404		22.269	164	215
6	1:28.538	45.085		19.452		24.001	163	213	24	1:26.029	43.603		19.559		22.867	161	215
7	1:25.740	43.811		19.521		22.408	163	213	25	1:26.031	44.324		19.380		22.327	165	213
8	1:30.121	43.873		19.451		26.797		213	26	1:26.713	44.600		19.599		22.514	164	215
9	5:13.085	4:28.905		20.165		24.015	162		27	1:24.911	43.964		18.940		22.007	160	214
10	1:25.390	43.835		19.428		22.127	166	213	28	1:25.078	43.407		19.308		22.363	162	214
11	1:24.418	43.453		18.980		21.985	164	213	29	1:27.463	45.768		19.521		22.174	159	215
12	1:24.635	43.452		18.932		22.251	164	214	30	1:26.926	43.581		21.208		22.137	163	213
13	1:26.249	43.452		20.090		22.707	162	214	31	1:25.475	43.687		19.698		22.090	162	215
14	1:25.849	43.798		19.223		22.828	162	213	32	1:25.217	43.784		19.352		22.081	163	215
15	1:24.424	43.499		18.869		22.056	165	214	33	1:26.741	43.514		20.667		22.560	165	216
16	1:24.645	43.245		19.146		22.254	165	215	34	1:25.514	43.635		19.590		22.289	165	216
17	1:24.475	43.042		19.290		22.143	162	214	35	1:24.900	43.435		19.361		22.104	168	216
18	1:25.025	43.623		19.196		22.206	164	213	36	1:48.625	52.643		23.949		32.033		209

42 Jan Seyffarth, GER/ Maximilian Mayer, GER

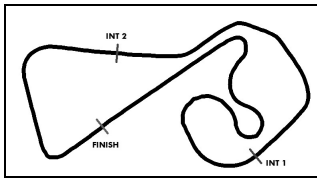
theoretical besttime: 1:23.331

1	3:19.243	2:26.638		24.961		27.644	162		15	4:21.580	3:40.064		19.029		22.487	163	
2	1:39.232	50.543		23.464		25.225	166	163	16	1:26.708	43.320		20.057		23.331	161	215
3	1:32.324	47.907		21.372		23.045	160	185	17	1:29.620	44.110		21.543		23.967	167	214
4	1:27.843	45.342		20.001		22.500	167	212	18	1:32.527	43.407		22.039		27.081		216
5	1:27.082	44.864		19.753		22.465	167	216	19	6:22.039	5:40.342		19.428		22.269	167	
6	1:33.295	45.270		19.959		28.066		216	20	1:27.974	43.734		20.817		23.423	170	217
7	4:21.460	3:39.850		19.433		22.177	168		21	1:24.778	43.033		19.382		22.363	167	218
8	1:25.097	43.474		19.379		22.244	165	217	22	1:27.149	42.652		21.175		23.322	170	218
9	1:25.265	43.476		19.378		22.411	165	216	23	1:24.034	42.902		19.289		21.843	167	218
10	1:28.065	43.651		20.583		23.831	168	217	24	1:23.758	42.925		19.008		21.825	168	217
11	1:25.802	43.177		19.881		22.744	168	218	25	1:23.884	42.729		19.169		21.986	167	218
12	1:24.604	43.172		19.185		22.247	167	218	26	1:23.618	42.683		19.008		21.927	167	217
13	1:27.058	43.936		19.529		23.593	167	218	27	1:23.382	42.671		18.854		21.857	167	217
14	1:29.772	43.225		19.643		26.904		217	28	1:29.971	42.840		20.414		26.717		217

44 Erik Janis, CZE/ Jan Stovicek, CZE

theoretical besttime: 1:23.544

1	4:22.443	3:33.405		23.289		25.749	162		16	1:24.530	42.830		19.486		22.214	166	217
2	1:29.682	45.051		20.621		24.010	155	214	17	1:24.166	43.060		19.148		21.958	166	217
3	1:25.952	44.519		19.293		22.140	167	211	18	1:31.976	44.167		19.540		28.269		218
4	1:26.583	44.561		19.627		22.395	168	218	19	4:56.496	4:09.519		23.069		23.908	167	
5	1:27.644	45.589		19.583		22.472	162	217	20	1:29.881	45.498		20.800		23.583	166	218
6	1:30.784	44.998		19.645		26.141		215	21	1:28.513	44.833		20.400		23.280	166	217
7	6:07.744	5:26.032		19.288		22.424	160		22	1:29.502	45.442		20.319		23.741	166	217
8	1:25.438	43.781		19.703		21.954	166	213	23	1:28.675	44.959		20.377		23.339	167	216
9	1:29.192	43.171		21.696		24.325	167	217	24	1:28.663	45.571		20.214		22.878	168	215
10	1:24.469	43.454		19.173		21.842	166	217	25	1:29.849	44.964		21.688		23.197	167	218
11	1:25.454	43.078		19.949		22.427	166	217	26	1:28.214	44.560		20.514		23.140	167	217
12	1:24.324	43.059		19.232		22.033	167	216	27	1:33.328	47.027		21.518		24.783	165	217



ADAC GT Masters

Lap analysis Freies Training 1



Provisional

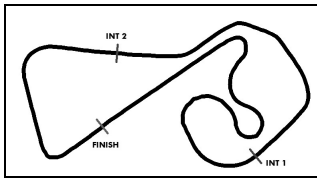
Sachsenring, Length: 3645 m
 Air temperature: 20.8°C
 Track temperature: 25.1°C
 Weather condition: Dry

DMSB Reg. Nr.: 186/2012
Deutscher Motor Sport Bund e.V.

**ADAC Masters
 Weekend**

Friday 8.6.2012 09:00

Lap	Time	SE1	SP1	SE2	SP2	SE3	SP3	TSP	Lap	Time	SE1	SP1	SE2	SP2	SE3	SP3	TSP
13	1:27.193	42.912		18.944		25.337		217	28	1:32.306	44.853		22.097		25.356	164	217
14	5:01.821	4:19.574		19.432		22.815	166		29	1:55.009	50.229		30.128		34.652		213
15	1:24.447	42.758		19.642		22.047	167	217									



ADAC GT Masters

Vmax list Freies Training 1



Provisional

Sachsenring, Length: 3645 m

Air temperature: 20.8°C

Track temperature: 25.1°C

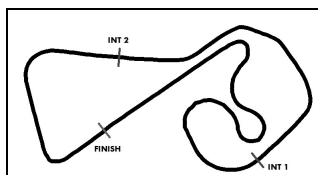
Weather condition: Dry

DMSB Reg. Nr.: 186/2012
Deutscher Motor Sport Bund e.V.

Friday 8.6.2012 09:00

**ADAC Masters
Weekend**

Nr	Team, Car, Driver, Nat	Top speed
34	YACO Racing powered by Jochen Schweizer, Chevrolet Ca Sandritter Max , GER Bracke Christian , GER	231,16 km/h
35	YACO Racing powered by Jochen Schweizer, Chevrolet Ca Geipel Charlie , GER Winter Achim , GER	228,96 km/h
16	FACH AUTO TECH, Porsche 911 GT3 R Gugger Andrina , SUI Klohs Otto , GER	228,33 km/h
18	Callaway Competition, Corvette Z06.R GT3 Kechele Frank , GER Seiler Toni , SUI	227,51 km/h
15	FACH AUTO TECH, Porsche 911 GT3 R Ragginger Martin , AUT Dolenc Swen , GER	227,46 km/h
26	Team GT 3 Kasko, Porsche 911 GT3 R Renauer Alfred , GER Bourdeaux Rene , GER	227,08 km/h
17	Callaway Competition, Corvette Z06.R GT3 Lips Remo , SUI Schmickler Frank , GER	226,27 km/h
28	Callaway Competition, Corvette Z06.R GT3 Keilwitz Daniel , GER Alessi Diego , ITA	225,14 km/h
37	Gemballa Racing, McLaren MP4-12C GT3 Ludwig Luca , GER Bert Sascha , GER	224,21 km/h
2	Liqui Moly Team Engstler, BMW Alpina B6 GT3 Spengler Florian , GER Leidinger Johannes , GER	223,74 km/h
14	MRS GT-Racing, McLaren MP4-12C GT3 Müller Alex , GER Ott Christian , GER	223,46 km/h
1	ALPINA, BMW Alpina B6 GT3 Martin Maxime , BEL Lunardi Dino , FRA	223,19 km/h
4	kfzteile24 MS RACING Team, Mercedes Benz AMG SLS GT3 Dobitsch Daniel , AUT Stoll Florian , GER	222,77 km/h
6	Farnbacher ESET Racing, Ferrari 458 Italia GT3 Farnbacher Mario , GER Kentenich Niclas , GER	222,77 km/h



ADAC GT Masters

Vmax list Freies Training 1



Provisional

Sachsenring, Length: 3645 m

Air temperature: 20.8°C

Track temperature: 25.1°C

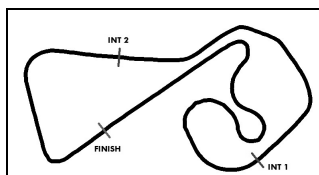
Weather condition: Dry

DMSB Reg. Nr.: 186/2012
Deutscher Motor Sport Bund e.V.

Friday 8.6.2012 09:00

**ADAC Masters
Weekend**

Nr	Team, Car, Driver, Nat	Top speed
36	Team Geyer&Weinig EDV Schütz Motorsport, Porsche 911 (Tandy Nick , GBR Engelhart Christian , GER	222,59 km/h
33	Young Driver AMR, Aston Martin V12 Vantage GT3 Nygaard Christoffer , DEN Poulsen Kristian , DEN	222,41 km/h
27	Callaway Competition, Corvette Z06.R GT3 Frentzen Heinz-Harald , GER Wirth Andreas , GER	222,31 km/h
25	Team GT 3 Kasko, Porsche 911 GT3 R Seefried Marco , GER Engelhardt Georg , GER	221,99 km/h
11	Team rhino's Leipert Motorsport, Lamborghini Gallardo LP(Bader Raffael , SUI Mengesdorf David , GER	221,81 km/h
29	FROGREEN CO2 neutral, Porsche 911 GT3 R Armindo Nicolas , FRA Renauer Robert , GER	221,63 km/h
5	kfzteile24 MS RACING Team, Mercedes Benz AMG SLS GT3 Asch Sebastian , GER Götz Maximilian , GER	221,54 km/h
8	Heico Motorsport, Mercedes Benz AMG SLS GT3 Baumann Dominik , AUT Proczyk Hari , AUT	221,18 km/h
38	Lambda Performance, Ford GT GT3 Verdonck Nicolas , BEL Krohn Jesse , FIN	221,04 km/h
31	Schulze Motorsport, Nissan GT-R GT3 Schulze Tobias , GER Schulze Michael , GER	220,81 km/h
7	Heico Motorsport, Mercedes Benz AMG SLS GT3 Frankenhout Christiaan , NED Heyer Kenneth , GER	220,68 km/h
9	HEICO Junior Team, Mercedes Benz AMG SLS GT3 Buhk Maximilian , GER Simonsen Andreas , GER	220,14 km/h
23	WestCoastRacing, BMW Z4 GT3 Lestrup Fredrik , SWE Matzke Martin , CZE	219,74 km/h
44	HEICO-GRAVITY CHAROUZ TEAM, Mercedes Benz AMG SL Janis Erik , CZE Stovicek Jan , CZE	218,45 km/h



ADAC GT Masters

Vmax list Freies Training 1



Provisional

Sachsenring, Length: 3645 m

Air temperature: 20.8°C

Track temperature: 25.1°C

Weather condition: Dry

DMSB Reg. Nr.: 186/2012
Deutscher Motor Sport Bund e.V.

Friday 8.6.2012 09:00

**ADAC Masters
Weekend**

Nr	Team, Car, Driver, Nat	Top speed
42	SMS Seyffarth Motorsport, Mercedes Benz AMG SLS GT3 Seyffarth Jan , GER Mayer Maximilian , GER	218,40 km/h
10	Schöner Wohnen Polarweiss Team HEICO, Mercedes Benz Margaritis Alexandros , GRE Arnold Lance David , GER	218,27 km/h
12	Team rhino's Leipert Motorsport, Lamborghini Gallardo LP6 Baier Korbinian , GER Petrishin Oleg , RUS	218,01 km/h
32	Young Driver AMR, Aston Martin V12 Vantage GT3 Stuck Johannes , AUT Stuck Ferdinand , AUT	217,87 km/h
40	MAMEROW Racing, AUDI R8 LMS ultra Mamerow Christian , GER Rast Rene , GER	217,48 km/h
24	InternetX - Reiter Engineering, Lamborghini Gallardo LP600 Kox Peter , NED Reitera Dennis , NED	217,13 km/h
21	Prosperia uhc speed, AUDI R8 LMS ultra Mies Christopher , GER Joens Christer , GER	216,95 km/h
19	Schubert Motorsport, BMW Z4 GT3 Al Faisal Abdulaziz , KSA Bortolotti Mirko , ITA	216,87 km/h
20	Schubert Motorsport, BMW Z4 GT3 Schwager Dominik , GER Hürtgen Claudia , GER	216,56 km/h
41	DB Motorsport, BMW Z4 GT3 de Boer Jeroen , NED Knap Simon , NED	216,48 km/h
22	Prosperia uhc speed, AUDI R8 LMS ultra Abt Christian , GER Tilke Carsten , GER	216,22 km/h