

**Provisional**

**Result List**

Stewards / Race Management

STEWARD	Matthias Heinz
STEWARD	Dennis Broedel
STEWARD	Florian Koziol
RACE DIRECTOR	Christian Vormann
CLERK OF THE COURSE	Janko Garbsch
TECHNICAL DELEGATE	Adrian Sengpiel
CHIEF TIMEKEEPER	Steffen Ruhl

Weather Start/Finish

AIR	29.5°C
TRACK	28.3°C
CONDITIONS	Dry
PRESSURE	1005 hPa
AIR	30.3°C
TRACK	28.0°C
CONDITIONS	Dry
PRESSURE	1005 hPa

Track Information

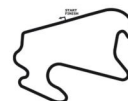
GREEN FLAG	12:45:00
CHEQUERED FLAG	13:30:01
SAFETY CAR PHASE	0
FULL COURSE YELLOW PHASE	0
TRACK NAME	Lausitzring
TRACK LENGTH	3478m
TURN COUNT	12
FASTEST LAP:	#97. GRU - 1:29.772

STARTED: 10 CLASSIFIED: 10 NOT CLASSIFIED: 0 DISQUALIFIED: 0

Nr. Drivers	Team	Lap	Best Time	Gap	Diff	Kph	Day Time
Cl. Car	Entrant						
1 97 N.Gruber	Hyundai Team Engstler	9	1:29.772			139.4	13:07:46
J Hyundai i30 N TCR	Engstler Motorsport						
2 13 A.Buri	Hyundai Team Engstler	15	1:29.798	0.026	0.026	139.4	13:21:10
Hyundai i30 N TCR	Engstler Motorsport						
3 98 J.Seyffert	HP Racing International	3	1:30.069	0.297	0.271	139.0	12:53:11
Hyundai i30 N TCR	HP Racing International						
4 53 M.Halder	Profi Car Team Halder	11	1:30.083	0.311	0.014	138.9	13:09:55
Honda Civic TCR	Profi Car Team Halder						
5 88 D.Fugel	Profi Car Honda ADAC Sachsen	7	1:30.401	0.629	0.318	138.5	12:56:53
Honda Civic Type-R TCR	ADAC Sachsen e.V.						
6 2 H.Proczyk	HP Racing International	5	1:31.023	1.251	0.622	137.5	12:53:37
Hyundai i30 N TCR	HP Racing International						
7 8 R.Kircher	VOLKSWAGEN Team Oettinger	5	1:31.239	1.467	0.216	137.2	12:57:21
J VW Golf GTI TCR	OETTINGER Sportsystems						
8 51 H.Salminen	Positione Motorsport	6	1:31.713	1.941	0.474	136.5	12:59:00
VW Golf GTI TCR	Positione Motorsport						
9 100 G.Naumann	Hyundai Team Engstler	5	1:31.943	2.171	0.230	136.1	12:55:56
Hyundai i30 N TCR	Engstler Motorsport						
10 92 D.Tovilavicius	SKUBA RACING Team	4	1:32.525	2.753	0.582	135.3	12:52:41
VW Golf GTI TCR	SKUBA RACING Team						

Subject to final scrutineering!

Publication time:	Race Director: Christian Vormann	Timekeeper: Steffen Ruhl
-------------------	----------------------------------	--------------------------



**Provisional**

**Class Result List**

Stewards / Race Management

STEWARD	Matthias Heinz
STEWARD	Dennis Broedel
STEWARD	Florian Koziol
RACE DIRECTOR	Christian Vormann
CLERK OF THE COURSE	Janko Garbsch
TECHNICAL DELEGATE	Adrian Sengpiel
CHIEF TIMEKEEPER	Steffen Ruhl

Weather Start/Finish

AIR	29.5°C
TRACK	28.3°C
CONDITIONS	Dry
PRESSURE	1005 hPa
AIR	30.3°C
TRACK	28.0°C
CONDITIONS	Dry
PRESSURE	1005 hPa

Track Information

GREEN FLAG	12:45:00
CHEQUERED FLAG	13:30:01
SAFETY CAR PHASE	0
FULL COURSE YELLOW PHASE	0
TRACK NAME	Lausitzring
TRACK LENGTH	3478m
TURN COUNT	12
FASTEST LAP:	#97. GRU - 1:29.772

STARTED: 10 CLASSIFIED: 10 NOT CLASSIFIED: 0 DISQUALIFIED: 0

Nr. Drivers	Team	Lap	Best Time	Gap	Diff	Kph	Day Time
Car	Competitor						

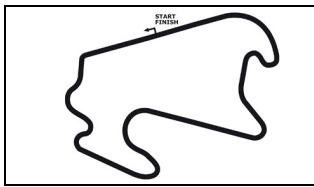
**CLASS: Junior**

Started: 2      Classified: 2      Not Classified: 0

1	97 N.Gruber	Hyundai Team Engstler	9	1:29.772		139.4	13:07:46
	Hyundai i30 N TCR	Engstler Motorsport					
2	8 R.Kircher	VOLKSWAGEN Team Oettinger	5	1:31.239	1.467	137.2	12:57:21
	VW Golf GTI TCR	OETTINGER Sportsystems					

Subject to final scrutineering!

Publication time:	Race Director: Christian Vormann	Timekeeper: Steffen Ruhl
-------------------	----------------------------------	--------------------------



# ADAC TCR Germany

## Sector List Test Session 2



Provisional

Lausitzring, Length: 3478m

Air temperature: 31.51°C

Track temperature: 28.23°C

Weather condition: Dry

Friday, July 31, 2020 12:45:00

Lap	Id	Time	SE1	SP1	SE2	SP2	SE3	SP3	TSP	Lap	Id	Time	SE1	SP1	SE2	SP2	SE3	SP3	TSP																
<b>2</b>		<b>Proczyk, AUT(#1)</b>																	<b>theoretical besttime: 1:30.354</b>																
1	0	2:29.862	1:21.978	118	27.935	183	39.949	208		7	0	1:31.481	30.179	159	23.490	199	37.812	213	220																
2	0	1:33.934	32.843	160	23.777	198	37.314	210	215	8	0	1:33.999	30.349	160	23.578	198	40.072	50	<b>220</b>																
3	0	1:31.572	30.599	160	23.803	199	<b>37.170</b>	211	218	9	0	6:20.477	5:11.043	133	30.698	183	38.736	210																	
4	0	1:31.058	30.102	160	23.477	199	37.479	211	218	10	0	1:35.581	29.971	161	25.315	184	40.295	212	219																
5	<b>0</b>	<b>1:31.023</b>	30.123	159	23.477	200	37.423	212	219	<b>11</b>	<b>0</b>	1:36.745	<b>29.932</b>	<b>161</b>	<b>23.252</b>	<b>200</b>	43.561	50	219																
6	0	1:31.536	30.142	158	24.028	199	37.366	212	219																										

<b>8</b>		<b>Kircher, DEU(#1)</b>																	<b>theoretical besttime: 1:31.168</b>																
1	0	2:32.364	1:23.348	125	29.165	172	39.851	206		6	0	1:38.841	30.483	160	23.748	195	44.610	59	219																
2	0	1:41.830	34.913	143	27.453	172	39.464	208	214	7	0	7:33.959	6:27.199	133	27.493	188	39.267	208																	
3	0	1:45.170	30.719	159	30.201	166	44.250	56	216	8	0	1:36.046	32.250	159	24.984	197	38.812	212	215																
4	0	4:50.230	3:47.185	153	24.797	195	38.248	210		9	0	1:31.555	<b>30.358</b>	<b>160</b>	23.923	195	37.274	212	219																
5	<b>0</b>	<b>1:31.239</b>	30.429	<b>160</b>	<b>23.647</b>	195	<b>37.163</b>	211	219	<b>10</b>	<b>0</b>	1:38.244	30.386	159	23.695	201	44.163	57	<b>221</b>																

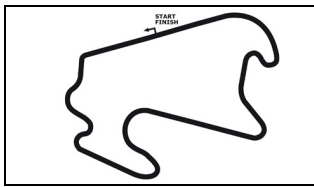
<b>13</b>		<b>Buri, FIN(#1)</b>																	<b>theoretical besttime: 1:29.625</b>																
1	0	1:58.652	55.559	152	25.485	198	37.608	211		10	0	5:36.407	4:35.569	151	23.972	202	36.866	215																	
2	0	1:33.155	29.836	161	23.441	200	39.878	59	219	11	0	1:29.991	29.802	161	23.341	201	36.848	214	222																
3	0	3:39.820	2:38.854	155	23.890	200	37.076	213		12	0	1:37.051	31.579	155	24.185	178	41.287	58	222																
4	0	1:30.337	<b>29.794</b>	159	23.610	198	36.933	213	221	13	0	4:41.778	2:53.204	106	44.391	68	1:04.183	58																	
5	0	1:33.034	29.900	159	23.498	201	39.636	59	221	14	0	2:45.258	1:40.746	137	25.741	180	38.771	212																	
6	0	3:38.936	2:37.029	103	24.901	200	37.006	214		15	0	<b>1:29.798</b>	29.967	160	<b>23.155</b>	<b>200</b>	<b>36.676</b>	<b>215</b>	221																
7	0	1:30.515	30.000	<b>161</b>	23.783	195	36.732	213	222	16	0	1:31.245	29.827	159	23.324	200	38.094	212	<b>223</b>																
8	0	1:29.824	29.794	160	23.287	200	36.743	213	222	17	0	1:34.033	30.160	160	23.463	200	40.410	59	222																
9	0	1:35.831	30.493	153	23.282	201	42.056	56	221																										

<b>51</b>		<b>Salminen, FIN(#1)</b>																	<b>theoretical besttime: 1:31.606</b>																
1	0	2:42.812	1:24.908	125	28.794	175	49.110	44		9	0	1:32.780	30.808	160	23.934	196	38.038	211	220																
2	0	4:32.198	3:11.527	158	25.262	178	55.409	41		10	0	1:32.908	30.790	159	24.290	195	37.828	211	220																
3	0	2:07.459	1:05.772	158	24.126	197	37.561	210		11	0	1:33.155	31.139	159	24.157	196	37.859	212	219																
4	0	1:34.342	31.834	158	25.056	198	37.452	213	218	12	0	1:32.565	30.807	159	24.102	194	37.656	213	221																
5	0	1:31.862	30.755	158	23.809	<b>199</b>	<b>37.298</b>	<b>213</b>	221	13	0	1:33.311	30.900	159	24.505	193	37.906	213	221																
6	<b>0</b>	<b>1:31.713</b>	<b>30.526</b>	159	<b>23.782</b>	198	37.405	213	<b>222</b>	14	<b>0</b>	1:33.048	30.917	159	24.165	199	37.966	211	221																
7	0	1:33.195	30.857	<b>160</b>	24.177	196	38.161	211	221	15	0	1:34.451	31.292	159	24.281	196	38.878	210	218																
8	0	1:33.450	30.672	159	24.591	187	38.187	212	219	16	0	2:21.478	39.877	116	37.676	99	1:03.925	53	218																

<b>53</b>		<b>Halder, DEU(#1)</b>																	<b>theoretical besttime: 1:29.915</b>																
1	0	2:19.878					2:19.878			7	0	1:30.790	30.080	158	23.428	198	37.282	210	218																
2	0	1:55.171	49.135	148	25.392	178	40.644	175		8	0	1:38.440	30.599	158	23.779	198	44.062	57	217																
3	0	1:42.651	33.280	150	25.782	183	43.589	58	189	9	0	3:38.335	2:29.367	116	29.021	143	39.947	207																	
4	0	4:25.938	3:11.791	145	25.786	157	48.361	59		10	0	1:30.275	30.340	159	23.168	199	<b>36.767</b>	<b>213</b>	216																
5	0	3:13.102	2:07.897	141	25.969	178	39.236	208		11	0	<b>1:30.083</b>	<b>30.050</b>	<b>160</b>	<b>23.098</b>	<b>200</b>	36.935	211	<b>220</b>																
6	0	1:30.816	30.221	159	23.329	198	37.266	210	217	12	0	1:38.054	30.107	159	23.535	186	44.412	58	219																

<b>88</b>		<b>Fugel, DEU(#1)</b>																	<b>theoretical besttime: 1:30.238</b>																
1	0	2:27.186	1:12.419	94	29.973	117	44.794	162		10	0	1:31.230	30.567	160	23.430	199	37.233	212	221																
2	0	1:42.062	38.484	115	24.969	198	38.609	200	153	11	0	1:31.322	30.471	158	23.510	200	37.341	213	221																
3	0	1:39.314	33.973	137	25.431	155	39.910	209	188	12	0	1:31.729	30.736	159	23.628	200	37.365	213	220																
4	0	1:30.680	30.240	<b>160</b>	<b>23.362</b>	200	37.078	211	217	13	0	1:31.719	30.505	159	23.777	197	37.437	212	220																
5	0	1:32.124	31.457	160	23.498	200	37.169	213	219	14	0	1:31.492	30.458	160	23.611	199	37.423	213	220																
6	0	1:30.861	30.260	159	23.456	199	37.145	212	220	15	0	1:31.315	30.474	160	23.572	200	37.269	213	220																
7	<b>0</b>	<b>1:30.401</b>	<b>30.050</b>	160	23.525	199	<b>36.826</b>	213	220	16	<b>0</b>	1:31.100	30.309	160	23.512	201	37.279	214	221																
8	0	1:30.779	30.357	160	23.491	198	36.931	213	221	17	0	1:31.369	30.393	158	23.647	199	37.329	212	<b>222</b>																
9	0	1:30.978	30.163	160	23.612	200	37.203	213	221	18	0	1:55.003	36.108	114	30.896	129	47.999	54	214																

<b>92</b>		<b>Tovilavicius, LTU(#1)</b>																	<b>theoretical besttime: 1:32.251</b>																
1	1	3:00.256	1:54.538	153	25.909	192	39.809	204		9	1	1:33.089	31.059	158	23.945	196	38.085	208	216																
2	1	1:34.736	31.924	158	24.482	196	38.330	205	213	10	1	1:34.674	31.488	158	24.417	197	38.769	208	216																
3	1	1:33.072	31.270	158	23.932	197	37.870	208	214	11	1	1:33.378	31.354	158	23.988	195	38.036	209	216																
4	1	<b>1:32.525</b>	<b>30.727</b>	159	23.989	197	37.809	208	216	12	1	1:32.598	31.074	158	<b>23.892</b>	<b>197</b>	<b>37.632</b>	<b>210</b>	217																



# ADAC TCR Germany

## Sector List Test Session 2

Provisional



Lausitzring, Length: 3478m

Air temperature: 31.51°C

Track temperature: 28.23°C

Weather condition: Dry

Friday, July 31, 2020 12:45:00

Lap	Id	Time	SE1	SP1	SE2	SP2	SE3	SP3	TSP	Lap	Id	Time	SE1	SP1	SE2	SP2	SE3	SP3	TSP
5	1	1:33.403	31.407	156	24.168	196	37.828	208	216	13	1	1:34.102	31.057	159	23.955	198	39.090	58	<b>217</b>
6	1	1:32.827	31.034	157	24.019	197	37.774	209	217	14	1	4:30.556	3:27.023	159	24.640	196	38.893	208	
7	1	1:39.497	30.804	158	24.206	195	44.487	45	217	15	1	1:58.870	31.245	158	24.416	153	1:03.209	30	215
8	1	4:35.325	3:32.511	159	24.223	196	38.591	208											

### 97 Gruber, AUT(#1)

theoretical besttime: 1:29.552

1	0	2:13.340	1:01.961	138	28.302	166	43.077	59		8	0	5:48.835	4:46.032	153	24.890	193	37.913	212	
2	0	3:38.189	2:32.806	156	26.190	169	39.193	210		9	0	<b>1:29.772</b>	29.935	161	<b>23.009</b>	<b>200</b>	36.828	214	221
3	0	1:33.679	31.508	160	23.989	198	38.182	212	217	10	0	1:32.197	29.899	161	23.357	200	38.941	59	222
4	0	1:37.955	30.817	159	24.010	175	43.128	59	220	11	0	10:14.612	9:12.860	156	24.190	197	37.562	213	
5	0	3:22.414	2:20.205	158	23.615	197	38.594	212		12	0	1:29.998	29.869	160	23.167	198	36.962	213	221
6	0	1:29.803	<b>29.751</b>	160	23.260	<b>200</b>	<b>36.792</b>	<b>214</b>	221	13	0	1:31.669	29.830	160	23.298	197	38.541	59	222
7	0	1:31.599	29.931	160	23.316	200	38.352	59	<b>223</b>	14		2:07.596	157	23.771	179				

### 98 Seyffert, DEU(#1)

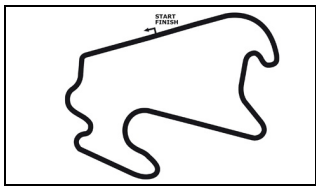
theoretical besttime: 1:29.871

1	0	4:06.672					4:06.672			10	0	1:36.690	30.564	160	23.799	201	42.327	49	223
2	0	2:34.054	1:29.392	149	25.885	193	38.777	211		11	0	3:44.777	2:41.840	159	25.039	199	37.898	214	
3	<b>0</b>	<b>1:30.069</b>	30.028	161	<b>23.223</b>	201	<b>36.818</b>	214	220	12	<b>0</b>	1:31.513	30.578	161	23.561	203	37.374	216	222
4	0	1:30.548	<b>29.830</b>	160	23.717	201	37.001	214	221	13	0	1:31.450	30.501	162	23.626	204	37.323	216	<b>224</b>
5	0	1:30.498	30.127	161	23.456	202	36.915	214	222	14	0	1:31.583	30.578	162	23.602	202	37.403	214	224
6	0	1:31.243	30.239	161	23.637	201	37.367	214	223	15	0	1:31.750	30.397	162	23.645	202	37.708	213	222
7	0	1:31.831	30.366	160	23.975	200	37.490	214	223	16	0	1:31.537	30.406	161	23.656	203	37.475	213	222
8	0	1:31.156	30.286	161	23.637	201	37.233	215	223	17	0	2:18.627	40.004	84	39.631	75	58.992	49	178
9	0	1:31.537	30.459	161	23.692	201	37.386	215	223										

### 100 Naumann, DEU(#1)

theoretical besttime: 1:31.705

1	0	2:11.223	1:03.150	143	27.968	165	40.105	205		9	0	1:33.619	31.084	160	24.174	194	38.361	214	<b>224</b>
2	0	1:37.098	31.975	159	24.740	196	40.383	57	205	10	0	1:38.735	31.101	158	23.970	199	43.664	58	223
3	0	4:03.372	3:01.810	158	24.050	196	37.512	209		11	0	4:09.559	3:07.686	159	24.444	197	37.429	212	
4	0	1:32.357	30.924	159	24.017	198	37.416	212	218	12	0	1:32.275	30.842	160	24.042	200	37.391	213	220
5	<b>0</b>	<b>1:31.943</b>	30.756	159	23.900	199	<b>37.287</b>	211	220	13	<b>0</b>	1:32.431	30.955	159	23.829	200	37.647	213	220
6	0	1:32.005	<b>30.723</b>	158	23.867	198	37.415	213	220	14	0	1:32.103	30.896	158	<b>23.695</b>	<b>200</b>	37.512	212	221
7	0	1:33.142	31.651	149	23.983	200	37.508	214	222	15	0	1:32.339	30.810	160	23.816	200	37.713	211	220
8	0	1:32.748	30.752	160	23.826	<b>201</b>	38.170	<b>215</b>	223	16	0	2:11.001	32.775	143	25.990	167	1:12.236	13	219



# ADAC TCR Germany

## Top speed list Test Session 2

Provisional



Lausitzring, Length: 3478m

Air temperature: 31.51°C

Track temperature: 28.23°C

Weather condition: Dry

Friday, July 31, 2020 12:45:00

#	Name (NAT)	Team	Car name	Speed	Lap	Race time
100	Guido Naumann (DEU)	Hyundai Team Engstler (DEU)	Hyundai i30 N TCR	224.81	9	15:35.789
98	Jan Seyffert (DEU)	HP Racing International (DEU)	Hyundai i30 N TCR	224.81	13	24:12.482
13	Antti Buri (FIN)	Hyundai Team Engstler (DEU)	Hyundai i30 N TCR	223.87	16	36:12.291
97	Nico Gruber (AUT)	Hyundai Team Engstler (DEU)	Hyundai i30 N TCR	223.40	7	13:57.287
51	Harri Salminen (FIN)	Positione Motorsport (FIN)	VW Golf GTI TCR	222.48	6	12:30.586
88	Dominik Fugel (DEU)	Profi Car Honda ADAC Sachsen (DEU)	Honda Civic Type-R TCR	222.02	17	25:36.210
8	Rene Kircher (DEU)	VOLKSWAGEN Team Oettinger (DEU)	VW Golf GTI TCR	221.11	10	24:43.160
2	Harald Proczyk (AUT)	HP Racing International (DEU)	Hyundai i30 N TCR	220.65	8	11:42.396
53	Michelle Halder (DEU)	Profi Car Team Halder (DEU)	Honda Civic TCR	220.65	11	23:27.324
92	Dziugas Tovilavicius (LTU)	SKUBA RACING Team (LTU)	VW Golf GTI TCR	217.97	13	23:17.327