

**Provisional**

**Result List**

Stewards / Race Management

STEWARD	Matthias Heinz
STEWARD	Dennis Broedel
STEWARD	Florian Koziol
RACE DIRECTOR	Christian Vormann
CLERK OF THE COURSE	Janko Garbsch
TECHNICAL DELEGATE	Adrian Sengpiel
CHIEF TIMEKEEPER	Steffen Ruhl

Weather Start/Finish

AIR	24.0°C
TRACK	31.3°C
CONDITIONS	Dry
PRESSURE	1005 hPa
AIR	26.1°C
TRACK	36.6°C
CONDITIONS	Dry
PRESSURE	1005 hPa

Track Information

GREEN FLAG	9:55:30
CHEQUERED FLAG	10:40:30
SAFETY CAR PHASE	0
FULL COURSE YELLOW PHASE	0
TRACK NAME	Lausitzring
TRACK LENGTH	3478m
TURN COUNT	12
FASTEST LAP:	#98. SEY - 1:29.552

STARTED: 12 CLASSIFIED: 11 NOT CLASSIFIED: 1 DISQUALIFIED: 0

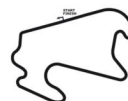
Nr. Drivers	Team	Lap	Best Time	Gap	Diff	Kph	Day Time
Cl. Car	Entrant						
1 98 J.Seyffert	HP Racing International	11	1:29.552			139.8	10:20:07
Hyundai i30 N TCR	HP Racing International						
2 88 D.Fugel	Profi Car Honda ADAC Sachsen	10	1:30.027	0.475	0.475	139.0	10:18:07
Honda Civic Type-R TCR	ADAC Sachsen e.V.						
3 13 A.Buri	Hyundai Team Engstler	8	1:30.043	0.491	0.016	139.0	10:13:02
Hyundai i30 N TCR	Engstler Motorsport						
4 7 M.Halder	Profi Car Honda ADAC Sachsen	5	1:30.125	0.573	0.082	138.9	10:04:39
Honda Civic Type-R TCR	ADAC Sachsen e.V.						
5 8 R.Kircher	VOLKSWAGEN Team Oettinger	8	1:30.488	0.936	0.363	138.3	10:19:06
J VW Golf GTI TCR	OETTINGER Sportsystems						
6 2 H.Proczyk	HP Racing International	8	1:30.531	0.979	0.043	138.3	10:10:43
Hyundai i30 N TCR	HP Racing International						
7 55 M.Fugel	Profi Car Team Halder	11	1:30.544	0.992	0.013	138.2	10:19:43
J Honda Civic Type-R TCR	ADAC Sachsen e.V.						
8 97 N.Gruber	Hyundai Team Engstler	5	1:30.820	1.268	0.276	137.8	10:06:28
J Hyundai i30 N TCR	Engstler Motorsport						
9 53 M.Halder	Profi Car Team Halder	15	1:31.077	1.525	0.257	137.4	10:25:14
Honda Civic TCR	Profi Car Team Halder						
10 51 H.Salminen	Positione Motorsport	15	1:31.161	1.609	0.084	137.3	10:32:23
VW Golf GTI TCR	Positione Motorsport						
11 92 D.Tovilavicius	SKUBA RACING Team	19	1:32.689	3.137	1.528	135.0	10:33:30
VW Golf GTI TCR	SKUBA RACING Team						

**Not classified**

100 G.Naumann	Hyundai Team Engstler
Hyundai i30 N TCR	Engstler Motorsport

Subject to final scrutineering!

Publication time:	Race Director: Christian Vormann	Timekeeper: Steffen Ruhl
-------------------	----------------------------------	--------------------------



**Provisional**

**Class Result List**

Stewards / Race Management

STEWARD	Matthias Heinz
STEWARD	Dennis Broedel
STEWARD	Florian Koziol
RACE DIRECTOR	Christian Vormann
CLERK OF THE COURSE	Janko Garbsch
TECHNICAL DELEGATE	Adrian Sengpiel
CHIEF TIMEKEEPER	Steffen Ruhl

Weather Start/Finish

AIR	24.0°C
TRACK	31.3°C
CONDITIONS	Dry
PRESSURE	1005 hPa
AIR	26.1°C
TRACK	36.6°C
CONDITIONS	Dry
PRESSURE	1005 hPa

Track Information

GREEN FLAG	9:55:30
CHEQUERED FLAG	10:40:30
SAFETY CAR PHASE	0
FULL COURSE YELLOW PHASE	0
TRACK NAME	Lausitzring
TRACK LENGTH	3478m
TURN COUNT	12
FASTEST LAP:	#98. SEY - 1:29.552

STARTED: 12 CLASSIFIED: 11 NOT CLASSIFIED: 1 DISQUALIFIED: 0

Nr.	Drivers	Team	Lap	Best Time	Gap	Diff	Kph	Day Time
	Car	Competitor						

**CLASS: Junior**

Started: 3      Classified: 3      Not Classified: 0

1	8 R.Kircher VW Golf GTI TCR	VOLKSWAGEN Team Oettinger OETTINGER Sportsystems	8	1:30.488			138.3	10:19:06
2	55 M.Fugel Honda Civic Type-R TCR	Profi Car Team Halder ADAC Sachsen e.V.	11	1:30.544	0.056	0.056	138.2	10:19:43
3	97 N.Gruber Hyundai i30 N TCR	Hyundai Team Engstler Engstler Motorsport	5	1:30.820	0.332	0.276	137.8	10:06:28

Subject to final scrutineering!

Publication time:	Race Director: Christian Vormann	Timekeeper: Steffen Ruhl
-------------------	----------------------------------	--------------------------



# ADAC TCR Germany

## Sector List Test Session 1



Provisional

Lausitzring, Length: 3478m

Air temperature: 25.65°C

Track temperature: 36.69°C

Weather condition: Dry

Friday, July 31, 2020 9:55:00

Lap Id	Time	SE1	SP1	SE2	SP2	SE3	SP3	TSP	Lap Id	Time	SE1	SP1	SE2	SP2	SE3	SP3	TSP
<b>2 Proczyk, AUT(#1)</b>									<b>theoretical besttime: 1:30.446</b>								
1 0	1:56.791	51.524	155	26.144	185	39.123	210		12 0	1:31.185	30.235	161	23.568	199	37.382	213	220
2 0	1:33.306	31.659	159	23.978	197	37.669	210	218	13 0	1:31.244	30.604	160	23.467	200	37.173	213	221
3 0	1:32.117	30.762	161	23.744	197	37.611	210	219	14 0	1:31.705	30.429	160	23.929	198	37.347	213	221
4 0	1:31.498	30.537	160	23.589	198	37.372	211	218	15 0	1:31.821	30.605	160	23.496	199	37.720	212	221
5 0	1:35.046	30.619	160	23.598	198	40.829	49	219	16 0	1:34.292	30.872	161	23.407	200	40.013	49	221
6 0	4:02.369	2:56.209	112	25.977	190	40.183	213		17 0	5:32.546	4:31.352	159	23.792	200	37.402	212	
7 0	1:30.765	30.332	161	23.355	197	37.078	212	220	18 0	1:31.340	30.522	161	23.590	198	37.228	211	220
8 0	1:30.531	30.145	161	23.421	198	36.965	212	220	19 0	1:31.868	30.638	160	23.683	199	37.547	211	219
9 0	1:30.936	30.136	160	23.763	198	37.037	213	221	20 0	1:31.363	30.667	159	23.426	199	37.270	212	219
10 0	1:30.769	30.405	160	23.345	198	37.019	211	222	21 0	1:38.705	30.520	161	24.016	148	44.169	49	220
11 0	1:31.360	30.376	160	23.463	198	37.521	212	220									

<b>7 Halder, DEU(#1)</b>									<b>theoretical besttime: 1:30.019</b>								
1 0	2:46.618	1:33.092	126	29.777	140	43.749	170		6 0	1:35.497	30.378	158	23.983	183	41.136	58	220
2 0	1:42.673	34.638	132	26.789	170	41.246	179	175	7 0	10:18.589	9:10.559	147	27.401	156	40.629	211	
3 0	1:38.533	33.946	145	25.586	180	39.001	211	180	8 0	1:30.220	30.058	160	23.348	198	36.814	212	219
4 0	1:30.441	30.296	161	23.249	199	36.896	213	219	9 0	1:38.160	30.047	160	25.699	192	42.414	59	219
5 0	1:30.125	29.956	160	23.312	199	36.857	212	220									

<b>8 Kircher, DEU(#1)</b>									<b>theoretical besttime: 1:30.488</b>								
1 0	2:25.542	1:13.814	108	30.025	124	41.703	209		8 0	1:30.488	30.244	161	23.291	200	36.953	213	220
2 0	1:37.072	34.266	147	24.800	198	38.006	210	217	9 0	1:31.860	30.696	160	23.558	199	37.606	212	221
3 0	1:32.174	31.049	161	23.674	200	37.451	210	218	10 0	1:40.997	30.444	157	27.279	196	43.274	57	221
4 0	1:37.653	30.767	161	23.509	199	43.377	57	219	11 0	4:31.248	3:27.446	132	25.553	191	38.249	211	
5 0	5:47.237	4:23.831	96	31.830	122	51.576	59		12 0	1:32.004	30.602	160	24.169	198	37.233	211	219
6 0	7:34.152	6:29.520	146	26.067	192	38.565	210		13 0	1:38.822	31.071	160	24.161	182	43.590	59	218
7 0	1:31.558	30.923	161	23.515	200	37.120	212	217									

<b>13 Buri, FIN(#1)</b>									<b>theoretical besttime: 1:29.632</b>								
1 0	2:04.248	59.272	152	25.990	116	38.986	211		10 0	6:19.089	5:16.180	153	24.539	197	38.370	215	
2 0	1:33.145	30.254	160	23.323	201	39.568	59	220	11 0	1:30.065	30.282	162	23.105	200	36.678	214	223
3 0	3:45.788	2:44.173	156	23.840	198	37.775	213		12 0	1:30.694	30.346	161	23.623	201	36.725	216	222
4 0	1:30.418	29.935	161	23.564	196	36.919	214	221	13 0	1:33.416	30.017	161	23.421	201	39.978	59	223
5 0	1:34.891	30.250	158	24.017	202	40.624	58	222	14 0	4:36.478	3:35.043	159	23.829	200	37.606	214	
6 0	3:55.454	2:52.107	157	24.741	188	38.606	213		15 0	1:30.293	30.047	161	23.315	200	36.931	215	222
7 0	1:37.333	32.441	128	25.590	195	39.302	212	221	16 0	1:30.460	30.178	159	23.263	202	37.019	216	223
8 0	1:30.043	29.849	161	23.473	200	36.721	213	221	17 0	1:33.180	30.151	162	23.670	179	39.359	59	224
9 0	1:32.200	30.001	161	23.392	196	38.807	54	222	18		2:47.390	115	27.328	144			

<b>51 Salminen, FIN(#1)</b>									<b>theoretical besttime: 1:30.881</b>								
1 0	3:05.818	1:45.461	150	26.636	177	53.721	45		11 0	1:33.350	31.341	159	24.171	199	37.838	211	218
2 0	7:16.118	6:12.983	157	24.978	197	38.157	210		12 0	1:40.805	31.141	159	23.790	196	45.874	50	219
3 0	1:32.167	31.018	160	23.649	197	37.500	212	218	13 0	4:22.447	3:20.334	156	24.297	197	37.816	209	
4 0	1:32.039	30.793	158	23.593	195	37.653	211	220	14 0	1:31.853	30.861	160	23.472	197	37.520	210	217
5 0	1:32.064	30.657	160	23.697	197	37.710	210	219	15 0	1:31.161	30.673	160	23.151	198	37.337	210	219
6 0	1:40.978	31.798	157	23.324	197	45.856	50	218	16 0	1:31.678	30.393	159	23.503	198	37.782	211	219
7 0	4:56.664	3:54.229	158	24.087	195	38.348	210		17 0	1:32.845	30.830	158	24.072	197	37.943	211	220
8 0	1:32.972	31.242	161	23.976	197	37.754	212	218	18 0	1:39.670	31.528	157	23.834	196	44.308	51	219
9 0	1:32.223	30.711	159	23.711	198	37.801	212	220	19 0	2:50.799	1:49.273	158	23.754	198	37.772	210	
10 0	1:32.181	30.766	159	23.727	197	37.688	210	220	20 0	1:33.613	31.421	160	23.557	199	38.635	177	218

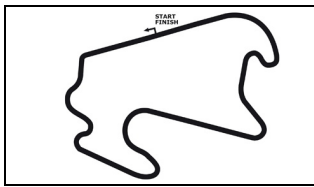
<b>53 Halder, DEU(#1)</b>									<b>theoretical besttime: 1:30.884</b>								
1 0	2:48.387	1:36.329	119	29.049	127	43.009	160		11 0	1:31.089	30.352	159	23.532	196	37.205	210	217
2 0	1:40.700	34.878	139	25.828	159	39.994	208	160	12 0	1:31.416	30.547	158	23.424	198	37.445	211	218
3 0	1:35.460	31.837	156	24.922	184	38.701	207	216	13 0	1:31.087	30.376	159	23.402	197	37.309	208	219
4 0	1:32.530	31.076	158	23.745	196	37.709	208	215	14 0	1:31.581	30.588	158	23.521	197	37.472	208	217
5 0	1:32.624	30.819	155	24.162	198	37.643	209	216	15 0	1:31.077	30.484	159	23.327	198	37.266	209	217
6 0	1:31.840	30.541	157	23.649	197	37.650	209	218	16 0	1:31.472	30.604	157	23.424	197	37.444	208	217
7 0	1:35.709	30.427	157	23.658	196	41.624	58	217	17 0	1:31.372	30.517	158	23.444	197	37.411	208	216
8 0	4:15.548	3:02.544	123	27.913	150	45.091	56		18 0	1:33.974	30.635	158	23.572	197	39.767	58	216

ver: 1.0

www.adac.de/motorsport

Page 1/ 2 printed: 31.7.2020 10:44





# ADAC TCR Germany

## Sector List Test Session 1



Provisional

Lausitzring, Length: 3478m

Air temperature: 25.65°C

Track temperature: 36.69°C

Weather condition: Dry

Friday, July 31, 2020 9:55:00

Lap	Id	Time	SE1	SP1	SE2	SP2	SE3	SP3	TSP	Lap	Id	Time	SE1	SP1	SE2	SP2	SE3	SP3	TSP
9	0	2:09.550	1:02.668	150	24.778	186	42.104	56		19	0	3:02.973	1:49.549	146	27.835	146	45.589	57	
10	0	3:25.464	2:19.397	127	26.852	152	39.215	208											

### 55 Fugel, DEU(#1)

theoretical besttime: 1:30.387

1	0	2:47.714	1:34.740	125	29.591	140	43.383	145		7	0	1:32.324	30.876	158	24.051	193	37.397	210	218
2	0	1:35.847	33.665	154	24.043	196	38.139	207	169	8	0	1:37.676	30.842	158	23.730	196	43.104	58	218
3	0	1:31.939	30.756	158	23.632	196	37.551	208	215	9	0	7:28.667	6:21.360	138	28.079	113	39.228	207	
4	0	1:31.846	30.913	158	23.512	197	37.421	209	217	10	0	1:30.659	30.106	159	23.228	196	37.325	209	216
5	0	1:32.083	30.606	158	23.902	197	37.575	208	217	11	0	1:30.544	30.086	158	23.385	197	37.073	210	217
6	0	1:33.600	30.891	156	25.051	193	37.658	210	217	12	0	1:44.888	32.278	126	27.346	153	45.264	58	217

### 88 Fugel, DEU(#1)

theoretical besttime: 1:29.768

1	0	2:06.620	57.114	115	26.942	163	42.564	209		7	0	8:14.761	7:13.086	147	23.630	198	38.045	209	
2	0	1:31.418	30.661	160	23.517	200	37.240	211	217	8	0	1:30.866	30.202	161	23.037	200	37.627	211	217
3	0	1:30.333	29.875	161	23.449	200	37.009	212	218	9	0	1:30.279	29.965	161	23.320	198	36.994	212	219
4	0	1:30.216	29.866	161	23.332	200	37.018	212	220	10	0	1:30.027	29.848	161	23.296	199	36.883	214	221
5	0	1:30.519	29.977	161	23.567	200	36.975	212	220	11	0	1:30.835	30.111	160	23.532	200	37.192	213	222
6	0	1:41.567	32.508	157	23.776	169	45.283	55	220	12	0	1:47.582	34.426	133	26.825	152	46.331	55	218

### 92 Tovilavicius, LTU(#1)

theoretical besttime: 1:32.309

1	1	2:35.349	1:24.700	136	28.228	169	42.421	207		13	1	1:33.463	31.200	158	24.261	197	38.002	210	219
2	1	1:39.921	33.509	145	26.458	195	39.954	208	215	14	1	1:33.352	31.183	158	23.994	197	38.175	209	219
3	1	1:38.265	32.922	159	25.786	194	39.557	207	216	15	1	1:33.953	31.217	158	24.467	193	38.269	209	217
4	1	1:42.499	34.514	159	24.747	196	43.238	49	216	16	1	1:33.461	31.285	159	24.167	198	38.009	210	217
5	1	2:49.783	1:45.345	158	24.718	197	39.720	210		17	1	1:37.657	31.389	158	24.291	196	41.977	44	217
6	1	1:34.713	31.450	156	24.554	195	38.709	209	218	18	1	5:22.614	4:19.044	157	25.483	194	38.087	208	
7	1	1:34.291	31.313	157	24.549	192	38.429	209	218	19	1	1:32.689	31.159	158	23.963	195	37.567	208	215
8	1	1:33.678	31.208	159	24.270	195	38.200	208	217	20	1	1:32.761	30.933	159	24.002	196	37.826	208	217
9	1	1:33.762	31.332	158	24.303	195	38.127	208	216	21	1	1:36.171	31.115	158	23.878	196	41.178	48	216
10	1	1:39.466	33.915	158	24.363	196	41.188	49	217	22	1	2:52.958	1:50.826	159	23.809	197	38.323	208	
11	1	3:16.702	2:14.014	158	24.134	197	38.554	209		23	1	1:32.879	31.204	158	23.877	197	37.798	207	216
12	1	1:34.072	31.523	158	24.317	196	38.232	210	218										

### 97 Gruber, AUT(#1)

theoretical besttime: 1:30.614

1	0	2:11.445	1:02.173	140	28.023	124	41.249	209		12	0	1:31.964	30.685	158	23.708	198	37.571	213	221
2	0	1:37.490	31.918	158	24.236	199	41.336	59	219	13	0	1:32.066	30.655	157	23.970	197	37.441	214	222
3	0	4:06.637	3:05.264	159	23.654	198	37.719	210		14	0	1:40.266	32.893	148	25.958	178	41.415	59	222
4	0	1:31.327	30.720	159	23.343	199	37.264	212	219	15	0	5:02.292	3:59.784	159	24.457	197	38.051	211	
5	0	1:30.820	30.300	160	23.291	200	37.229	213	220	16	0	1:31.437	30.636	160	23.424	200	37.377	211	219
6	0	1:31.168	30.393	158	23.598	198	37.177	213	221	17	0	1:31.669	30.588	159	23.633	199	37.448	212	220
7	0	1:33.432	30.146	160	23.589	196	39.697	59	222	18	0	1:32.713	31.264	159	23.666	199	37.783	213	221
8	0	3:47.439	2:46.594	158	23.422	197	37.423	210		19	0	1:32.129	30.930	158	23.626	199	37.573	213	222
9	0	1:31.195	30.337	159	23.491	198	37.367	212	219	20	0	1:32.073	30.742	159	23.832	199	37.499	213	222
10	0	1:31.439	30.355	160	23.665	197	37.419	213	221	21	0	1:34.188	30.840	158	23.797	195	39.551	59	221
11	0	1:31.648	30.543	159	23.601	198	37.504	213	222	22			2:46.072	157	25.394	181			

### 98 Seyffert, DEU(#1)

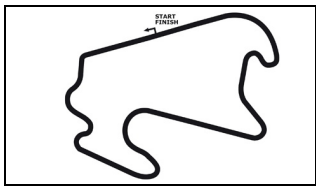
theoretical besttime: 1:29.552

1	0	2:23.887	1:10.772	112	29.203	160	43.912	196		8	0	1:31.327	30.372	161	23.533	198	37.422	213	222
2	0	1:41.465	36.374	93	25.923	196	39.168	212	206	9	0	1:38.178	31.745	148	25.554	192	40.879	53	222
3	0	1:32.902	30.810	163	24.006	201	38.086	213	220	10	0	8:14.615	7:11.953	158	24.949	196	37.713	211	
4	0	1:31.668	30.133	162	23.860	200	37.675	213	222	11	0	1:29.552	29.746	162	23.065	201	36.741	213	220
5	0	1:31.215	30.357	161	23.662	201	37.196	213	221	12	0	1:35.450	31.543	150	24.187	199	39.720	50	222
6	0	1:31.069	30.243	161	23.610	201	37.216	214	221	13	0	4:44.583	3:28.305	139	27.967	141	48.311	46	
7	0	1:31.231	30.386	160	23.522	200	37.323	213	222	14	0	2:52.802	1:29.360	114	30.136	126	53.306	48	

### 100 Naumann, DEU(#1)

theoretical besttime: 1:37.430

1	0	2:22.853	1:11.805	104	30.032	90	41.016	209		2	0	1:39.047	32.129	159	24.285	197	42.633	59	216
---	---	----------	----------	-----	--------	----	--------	-----	--	---	---	----------	--------	-----	--------	-----	--------	----	-----



# ADAC TCR Germany

## Top speed list Test Session 1

Provisional



Lausitzring, Length: 3478m

Air temperature: 25.65°C

Track temperature: 36.69°C

Weather condition: Dry

Friday, July 31, 2020 9:55:00

#	Name (NAT)	Team	Car name	Speed	Lap	Race time
13	Antti Buri (FIN)	Hyundai Team Engstler (DEU)	Hyundai i30 N TCR	224.81	17	37:35.910
98	Jan Seyffert (DEU)	HP Racing International (DEU)	Hyundai i30 N TCR	222.94	8	11:45.349
97	Nico Gruber (AUT)	Hyundai Team Engstler (DEU)	Hyundai i30 N TCR	222.94	14	25:29.981
2	Harald Proczyk (AUT)	HP Racing International (DEU)	Hyundai i30 N TCR	222.02	10	16:45.279
88	Dominik Fugel (DEU)	Profi Car Honda ADAC Sachsen (DEU)	Honda Civic Type-R TCR	222.02	11	22:38.523
8	Rene Kircher (DEU)	VOLKSWAGEN Team Oettinger (DEU)	VW Golf GTI TCR	221.11	9	23:37.803
7	Mike Halder (DEU)	Profi Car Honda ADAC Sachsen (DEU)	Honda Civic Type-R TCR	220.65	5	7:40.194
51	Harri Salminen (FIN)	Positione Motorsport (FIN)	VW Golf GTI TCR	220.65	4	11:56.034
92	Dziugas Tovilavicius (LTU)	SKUBA RACING Team (LTU)	VW Golf GTI TCR	219.30	13	23:14.446
53	Michelle Halder (DEU)	Profi Car Team Halder (DEU)	Honda Civic TCR	219.30	13	25:12.257
55	Marcel Fugel (DEU)	Profi Car Team Halder (DEU)	Honda Civic Type-R TCR	218.85	8	12:07.298
100	Guido Naumann (DEU)	Hyundai Team Engstler (DEU)	Hyundai i30 N TCR	216.65	2	2:24.818