

ADAC GT Masters

Result List Race 2



Provisional

DMSB Reg. Nr.: DMSB 255/19

Sachsenring, Length: 3645m
 Air temperature: 19.31°C
 Track temperature: 21.07°C
 Weather condition: Dry

Sunday, September 29, 2019 14:45:00

started : 27 classified : 25 not classified : 2

	Drivers	Team	Car	Laps	Total Time	Gap	Kph	Lap	Time	Kph
1	31 P.Niederhauser(CHE)/K.van der Linde(ZAF)	HCB-Rutronik-Racing	Audi R8 LMS GT3	45	1:02:14.300		158.0	5	1:20.285	163.4
2	21 J.Eriksson(SWE)/D.Keilwitz(DEU)	TeamZAKSPEEDBKKMobilOilRacing	Mercedes-AMG GT3	45	1:02:17.115	2.815	157.9	24	1:20.881	162.2
3	29 M.Hofer(AUT)(J)/C.Mies(DEU)	MontaplastbyLand-Motorsport(DEU)	Audi R8 LMS GT3	45	1:02:34.723	20.423	157.1	3	1:20.581	162.8
4	33 F.Salaquarda(CZE)/F.Stippler(DEU)	Team ISR(CZE)	Audi R8 LMS GT3	45	1:02:35.133	20.833	157.1	4	1:20.795	162.4
5	47 I.Dontje(NLD)/M.Götz(DEU)	MANN-FILTER Team HTP(DEU)	Mercedes-AMG GT3	45	1:02:36.417	22.117	157.1	4	1:20.998	162.0
6	63 C.Engelhart(DEU)/M.Bortolotti(ITA)	ORANGE1 by GRT Grasser(AUT)	LamborghiniHuracanGT3E	45	1:02:37.212	22.912	157.1	12	1:20.893	162.2
7	7 L.Ludwig(DEU)/S.Asch(DEU)	HB Racing(AUT)	Ferrari 488 GT3	45	1:02:37.657	23.357	157.0	4	1:20.973	162.0
8	1 T.Preining(AUT)/R.Renauer(DEU)	Precote Herberth Motorsport(DEU)	Porsche 911 GT3 R	45	1:02:38.031	23.731	157.2	6	1:20.791	162.4
9	24 M.Ortmann(DEU)(J)/M.Winkelhock(DEU)	BWT Mücke Motorsport(DEU)	Audi R8 LMS GT3	45	1:02:42.157	27.857	156.9	5	1:20.823	162.3
10	13 D.Jahn(DEU)/S.Barth(DEU)(T)	RWT Racing(AUT)	Corvette C7 GT3-R	45	1:02:45.716	31.416	156.9	3	1:21.096	161.8
11	17 T.Bernhard(DEU)/K.Bachler(AUT)	KÜS TEAM75 Bernhard(DEU)	Porsche 911 GT3 R	45	1:02:49.062	34.762	156.7	8	1:20.728	162.5
12	14 N.Sylvest(DNK)(J)/J.Klingmann(DEU)	MRS GT-Racing(DEU)	BMW M6 GT3	45	1:02:51.705	37.405	156.6	6	1:20.866	162.2
13	18 A.de Leener(BEL)/M.Cairol(ITA)	KÜS TEAM75 Bernhard(DEU)	Porsche 911 GT3 R	45	1:02:54.573	40.273	156.4	5	1:20.844	162.3
14	36 M.Dienst(DEU)(J)/A.Read(AUS)(J)	Schütz Motorsport(DEU)	Mercedes-AMG GT3	45	1:02:55.496	41.196	156.6	27	1:21.199	161.6
15	69 L.Luhr(DEU)/M.Holzer(DEU)	Iron Force Racing	Porsche 911 GT3 R	45	1:03:07.742	53.442	156.0	5	1:21.349	161.3
16	48 P.Ellis(GBR)/F.Vettel(DEU)(J)	MANN-FILTER Team HTP(DEU)	Mercedes-AMG GT3	45	1:03:15.269	1:00.969	155.8	24	1:21.273	161.4
17	25 S.Palette(FRA)/J.Schmidt(CHE)(J)	BWT Mücke Motorsport(DEU)	Audi R8 LMS GT3	45	1:03:16.916	1:02.616	155.5	7	1:21.100	161.8
18	71 W.Tregurtha(GBR)(J)/M.Paul(DEU)(J)	T3 Motorsport	Audi R8 LMS GT3	45	1:03:17.040	1:02.740	155.7	5	1:21.597	160.8
19	3 M.Pommer(DEU)/M.Hackländer(DEU)	Aust Motorsport(DEU)	Audi R8 LMS GT3	45	1:03:31.551	1:17.251	155.1	35	1:21.953	160.1
20	12 F.Spengler(DEU)/C.Jöns(DEU)	EFP Car Collection by TECE	Audi R8 LMS GT3	44	1:02:14.680	1 LAP	154.7	8	1:21.628	160.7
21	4 R.Lips(CHE)(T)/S.Tribaudini(FRA)(T)	Aust Motorsport(DEU)	Audi R8 LMS GT3	44	1:03:15.146	1 LAP	152.3	5	1:22.252	159.5
22	82 R.Ineichen(CHE)(T)/F.Perera(FRA)	ORANGE1 by GRT Grasser(AUT)	LamborghiniHuracanGT3E	44	1:03:28.404	1 LAP	151.4	19	1:21.033	161.9
23	26 N.Rogivue(CHE)(J)/S.Mücke(DEU)	BWT Mücke Motorsport(DEU)	Audi R8 LMS GT3	43	1:02:14.725	2 LAPS	151.0	5	1:21.505	160.9
24	28 R.Feller(CHE)(J)/F.Vervisch(BEL)	MontaplastbyLand-Motorsport(DEU)	Audi R8 LMS GT3	36	51:09.012	9 LAPS	154.0	25	1:21.029	161.9
25	8 D.Marschall(DEU)(J)/C.Schreiner(DEU)(J)	HCB-Rutronik-Racing	Audi R8 LMS GT3	34	48:31.018	11 LAPS	153.5	23	1:20.939	162.1

Not classified

11	E.Erhart(DEU)/P.Kaffer(DEU)	EFP Car Collection by TECE	Audi R8 LMS GT3	2	3:17.602	43 LAPS	120.3			
20	M.Wischofer(AUT)(J)/K.Snoeks(NLD)	TeamZAKSPEEDBKKMobilOilRacing	Mercedes-AMG GT3	2	3:21.843	43 LAPS	115.6			

Fastest lap of the race. Car 31 driver Kelvin van der Linde on lap 5. Time 1:20.285, average speed 163.4 km/h.

Subject to final scrutineering!

Publication time:	Clerk of the Course: Marcel Putsche	Timekeeper: Daniel Schulze
-------------------	-------------------------------------	----------------------------

Timing: SWISSTIMING

ver: 1.0

www.adac.de/motorsport

Page 1/ 1 printed: 29.9.2019 15:51

ADAC Vorteilswelt

Audi Sport

motorsport

CAMP DAVID

DEKRA

Elbrach

Herrenausstatter.de

KÄRCHER

kfzteile24

KÜHNE+NAGEL

PIRELLI

postcon

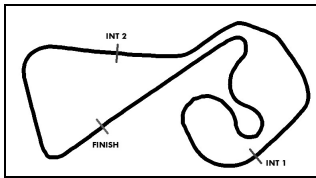
RR RACING

RAVENOL

Sport Bild

WINN BUSCH

DMSB
 2019 INTERNATIONAL SERIES



ADAC GT Masters

Sector List Race 2



Provisional

Sachsenring, Length: 3645m

Air temperature: 19.31°C

Track temperature: 21.07°C

Weather condition: Dry

DMSB Reg. Nr.: DMSB 255/19

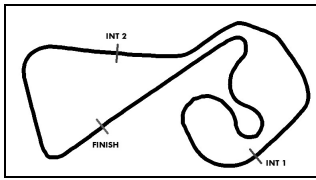
Sunday, September 29, 2019 14:45:00

Lap	Time	SE1	SP1	SE2	SP2	SE3	SP3	TSP	Lap	Time	SE1	SP1	SE2	SP2	SE3	SP3	TSP
1 Preining, AUT / Renauer, DEU									theoretical besttime: 1:20.672								
1	1:25.284	45.307		18.572		21.405	174		24	1:21.916	42.603		18.027		21.286	173	219
2	1:21.772	42.287		18.141		21.344	174	220	25	1:21.854	42.657		17.857		21.340	171	219
3	1:22.422	42.300		18.103		22.019	173	219	26	1:22.401	43.028		18.015		21.358	173	220
4	1:21.926	42.585		18.087		21.254	174	219	27	1:23.137	43.172		18.421		21.544	173	221
5	1:21.099	41.954		17.870		21.275	174	219	28	1:23.116	43.692		18.060		21.364	173	222
6	1:20.791	41.993		17.617		21.181	173	219	29	1:21.370	42.461		17.808		21.101	173	221
7	1:21.031	41.967		17.798		21.266	173	219	30	1:21.387	42.237		17.992		21.158	173	221
8	1:21.255	42.095		17.807		21.353	173	218	31	1:21.037	41.987		17.816		21.234	171	220
9	1:22.287	42.389		17.998		21.900	170	219	32	1:21.142	42.159		17.854		21.129	171	220
10	1:22.104	42.594		17.976		21.534	171	218	33	1:21.286	42.013		17.882		21.391	173	220
11	1:21.773	42.381		17.950		21.442	173	218	34	1:21.628	42.366		17.804		21.458	171	221
12	1:21.667	42.409		17.916		21.342	173	218	35	1:21.148	42.137		17.716		21.295	173	219
13	1:21.209	42.246		17.724		21.239	174	219	36	1:21.685	42.311		17.930		21.444	171	221
14	1:21.245	42.263		17.711		21.271	173	219	37	1:23.054	43.050		18.278		21.726	173	222
15	1:21.452	42.210		17.881		21.361	173	218	38	1:22.056	42.677		18.036		21.343	173	222
16	1:21.806	42.569		17.867		21.370	170	219	39	1:22.389	42.545		18.220		21.624	171	222
17	1:21.670	42.382		17.981		21.307	173	219	40	1:22.598	42.594		18.457		21.547	174	222
18	1:21.726	42.385		17.910		21.431	174	219	41	1:22.556	42.814		18.079		21.663	174	221
19	1:24.932	42.194		18.251		24.487	58	219	42	1:23.180	43.470		18.036		21.674	174	223
20	2:29.806	1:50.562		18.050		21.194	171		43	1:22.217	42.633		17.967		21.617	173	222
21	1:21.529	42.217		17.997		21.315	173	219	44	1:21.751	42.394		17.883		21.474	174	220
22	1:21.831	42.662		17.906		21.263	173	220	45	1:22.487	42.549		18.109		21.829	171	222
23	1:22.019	42.720		18.020		21.279	171	221									

3 Pommer, DEU / Hackländer, DEU									theoretical besttime: 1:21.687								
1	1:29.924	48.569		19.409		21.946	170	201	24	1:22.499	42.787		18.159		21.553	169	216
2	1:24.291	44.244		18.461		21.586	169	219	25	1:22.306	42.580		18.233		21.493	169	216
3	1:23.498	43.491		18.334		21.673	169	216	26	1:22.276	42.550		18.172		21.554	169	216
4	1:22.015	42.278		18.117		21.620	170	216	27	1:22.264	42.664		18.120		21.480	170	216
5	1:22.587	42.471		18.495		21.621	169	217	28	1:22.348	42.518		18.153		21.677	170	216
6	1:23.178	43.189		18.441		21.548	169	217	29	1:22.533	42.683		18.215		21.635	170	217
7	1:23.053	42.432		18.485		22.136	166	216	30	1:22.423	42.731		18.172		21.520	170	216
8	1:22.283	42.629		18.234		21.420	169	212	31	1:22.542	42.850		18.096		21.596	169	216
9	1:22.832	42.711		18.370		21.751	168	216	32	1:22.471	42.715		18.176		21.580	170	217
10	1:23.376	43.138		18.449		21.789	170	216	33	1:22.277	42.567		18.223		21.487	169	217
11	1:22.977	42.971		18.388		21.618	169	216	34	1:22.828	42.790		18.518		21.520	171	216
12	1:23.110	43.207		18.389		21.514	168	216	35	1:21.953	42.663				171	216	
13	1:24.591	43.245		19.213		22.133	166	217	36	1:23.160	42.573		18.605		21.982	170	218
14	1:22.499	42.713		18.244		21.542	170	214	37	1:22.150	42.590		17.989		21.571	170	217
15	1:23.066	43.063		18.425		21.578	169	216	38	1:22.620	42.898		18.111		21.611	170	218
16	1:23.012	43.155		18.316		21.541	166	217	39	1:23.962	43.186				169	218	
17	1:22.641	42.646		18.339		21.656	168	216	40	1:24.511	44.064		18.398		22.049	174	216
18	1:22.789	42.763		18.425		21.601	169	216	41	1:24.286	43.589		18.490		22.207	173	219
19	1:23.640	42.907		18.701		22.032	169	216	42	1:24.536	43.723		18.856		21.957	170	217
20	1:25.033	42.543		18.315		24.175	58	216	43	1:22.365	42.615		18.172		21.578	170	218
21	2:34.736	1:54.052		18.718		21.966	170		44	1:22.421	42.673		18.235		21.513	171	218
22	1:22.851	42.687		18.511		21.653	169	217	45	1:22.251	42.535		18.206		21.510	171	218
23	1:22.587	42.726		18.277		21.584	170	216									

4 Lips, CHE / Tribaudini, FRA									theoretical besttime: 1:22.102								
1	1:31.189	49.491		19.556		22.142	169	206	23	1:22.651	42.694		18.252		21.705	166	216
2	1:25.053	44.883		18.574		21.596	168	218	24	1:22.771	43.059		18.069		21.643	169	216
3	1:22.380	42.629		18.174		21.577	170	217	25	1:28.996	42.766		24.023		22.207	169	216
4	1:22.475	42.661		18.250		21.564	169	217	26	1:30.323	43.370		21.869		25.084	58	216
5	1:22.252	42.560		18.219		21.473	169	218	27	1:39.484	59.043		18.561		21.880	170	
6	1:22.698	42.718		18.315		21.665	169	218	28	1:23.954	43.790		18.372		21.792	168	216
7	1:22.944	42.677		18.083		22.184	166	218	29	1:32.564	43.020		26.985		22.559	168	215
8	1:23.439	43.386		18.376		21.677	169	217	30	1:25.349	43.487		18.489		23.373	168	214
9	1:22.900	42.864		18.405		21.631	168	217	31	1:25.172	44.310		18.662		22.200	170	216
10	1:22.797	42.682		18.432		21.683	169	217	32	1:23.789	43.070		18.631		22.088	171	217
11	1:22.912	42.918		18.349		21.645	168	216	33	1:23.327	42.887		18.548		21.892	170	216
12	1:23.112	42.962		18.457		21.693	166	217	34	1:24.540	44.077		18.492		21.971	170	216
13	1:23.898	43.174		18.925		21.799	169	217	35	1:24.240	43.566		18.540		22.134	171	216





ADAC GT Masters

Sector List Race 2



Provisional

Sachsenring, Length: 3645m
 Air temperature: 19.31°C
 Track temperature: 21.07°C
 Weather condition: Dry

DMSB Reg. Nr.: DMSB 255/19

Sunday, September 29, 2019 14:45:00

Lap	Time	SE1	SP1	SE2	SP2	SE3	SP3	TSP	Lap	Time	SE1	SP1	SE2	SP2	SE3	SP3	TSP
14	1:23.604	43.540		18.395		21.669	170	219	36	1:24.410	43.181		19.005		22.224	171	217
15	1:22.997	43.036		18.323		21.638	168	217	37	1:22.894	42.901		18.250		21.743	171	217
16	1:22.907	43.089		18.264		21.554	169	217	38	1:22.911	42.696		18.257		21.958	171	218
17	1:22.643	42.877		18.156		21.610	166	217	39	1:23.054	42.824		18.307		21.923	171	217
18	1:23.066	43.085		18.227		21.754	168	217	40	1:24.514	42.904		19.451		22.159	170	217
19	1:23.256	43.040		18.316		21.900	169	217	41	1:23.156	43.051		18.227		21.878	170	216
20	1:22.972	42.944		18.340		21.688	165	216	42	1:23.013	42.847		18.376		21.790	170	218
21	1:37.871	42.997		28.099		26.775	59	216	43	1:23.345	43.076		18.502		21.767	171	217
22	2:29.862	1:49.913		18.279		21.670	169		44	1:23.462	42.991		18.511		21.960	169	217

7 Ludwig, DEU / Asch, DEU

theoretical besttime: 1:20.915

1	1:22.388	42.960		18.130		21.298	171	197	24	1:22.182	42.802		17.966		21.414	174	222
2	1:21.395	41.972		18.032		21.391	171	219	25	1:21.565	42.317					170	221
3	1:21.361	42.115		17.982		21.264	171	220	26	1:21.518	42.272					174	
4	1:20.973	41.794		17.956		21.223	178	220	27	1:21.596	42.083		18.064		21.449	171	221
5	1:21.173	41.760		18.011		21.402	174	221	28	1:22.102	42.671		17.999		21.432	173	219
6	1:20.997	41.777		17.946		21.274	175	220	29	1:21.905	42.373		18.089		21.443	174	222
7	1:21.219	41.840		18.103		21.276	173	221	30	1:21.672	42.293		17.958		21.421	175	222
8	1:21.222	41.865		18.078		21.279	173	222	31	1:21.890	42.266		18.225		21.399	173	220
9	1:21.129	41.891		17.972		21.266	173	220	32	1:22.013	42.554		18.108		21.351	178	220
10	1:21.169	41.889		17.932		21.348	177	220	33	1:21.846	42.339		18.081		21.426	170	220
11	1:21.419	41.995		18.047		21.377	171	219	34	1:22.352	42.641		18.169		21.542	170	221
12	1:21.514	42.081		18.064		21.369	173	220	35	1:22.863	43.006		18.334		21.523	174	220
13	1:21.497	42.069		18.081		21.347	173	220	36	1:22.143	42.680		18.054		21.409	177	222
14	1:21.761	42.219		18.139		21.403	173	220	37	1:23.029	43.184		18.315		21.530	177	221
15	1:21.846	42.324		18.135		21.387	175	221	38	1:22.293	42.788		18.009		21.496	177	220
16	1:21.720	42.313		18.158		21.249	173	221	39	1:22.250	42.478					169	223
17	1:21.751	42.329		18.100		21.322	169	222	40	1:22.710	42.784		18.275		21.651	175	220
18	1:22.163	42.519		18.297		21.347	174	221	41	1:22.600	42.767		18.114		21.719	178	220
19	1:24.863	42.269		18.114		24.480	58	221	42	1:23.029	43.382					173	221
20	2:30.550	1:51.107		18.082		21.361	173		43	1:22.021	42.528		18.022		21.471	175	219
21	1:22.745	43.147		18.220		21.378	178	221	44	1:21.947	42.394		18.053		21.500	171	222
22	1:22.329	42.738		18.167		21.424	170	222	45	1:22.556	42.613		18.192		21.751	170	222
23	1:22.391	42.899					170	223									

8 Marschall, DEU / Schreiner, DEU

theoretical besttime: 1:20.939

1	1:30.638	49.023		19.531		22.084	168	208	18	1:22.691	42.974		18.196		21.521	168	218
2	1:23.766	43.993		18.403		21.370	171	218	19	1:27.379	43.258		18.729		25.392	59	217
3	1:22.815	42.967		18.379		21.469	168	219	20	2:31.857	1:51.887		18.330		21.640	169	
4	1:22.066	42.294		18.283		21.489	169	219	21	1:22.045	42.438		18.165		21.442	174	220
5	1:22.346	42.407		18.419		21.520	169	219	22	1:21.444	42.203		17.902		21.339	170	219
6	1:22.592	42.647		18.343		21.602	166	218	23	1:20.939	41.944		17.788		21.207	171	219
7	1:23.022	42.845		18.551		21.626	165	217	24	1:21.292	42.130		17.933		21.229	171	219
8	1:23.029	42.983		18.423		21.623	168	217	25	1:21.640	42.131		18.186		21.323	170	219
9	1:23.043	42.969		18.299		21.775	166	217	26	1:21.390	42.116		17.920		21.354	170	219
10	1:23.288	43.142		18.345		21.801	169	215	27	1:21.601	42.201		18.109		21.291	173	219
11	1:23.146	43.039		18.336		21.771	166	217	28	1:21.451	42.168		17.925		21.358	170	220
12	1:23.055	43.127		18.289		21.639	165	218	29	1:21.703	42.266		18.000		21.437	170	221
13	1:24.113	43.274		19.218		21.621	163	217	30	1:23.023	42.664		18.838		21.521	170	222
14	1:22.874	42.844		18.316		21.714	166	218	31	1:21.765	42.484		17.914		21.367	170	220
15	1:23.172	43.211		18.314		21.647	166	217	32	1:22.208	42.650		18.119		21.439	171	221
16	1:22.600	42.869		18.176		21.555	168	217	33	1:23.694	42.996					171	220
17	1:22.708	42.904		18.230		21.574	166	218	34	1:46.623	48.953		26.199		31.471	57	219

11 Erhart, DEU / Kaffer, DEU

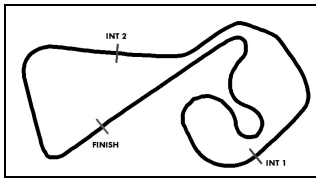
theoretical besttime: 1:34.921

1	1:28.572	47.323		19.276		21.973	170		2	1:49.030	53.672		25.754		29.604	59	218
---	----------	--------	--	--------	--	--------	-----	--	---	----------	--------	--	--------	--	--------	----	-----

12 Spengler, DEU / Jöns, DEU

theoretical besttime: 1:21.271

1	1:28.753	48.183		18.722		21.848	171	199	23	1:26.157	42.722		18.170		25.265	59	217
2	1:22.076	42.447		18.327		21.302	165	216	24	2:31.242	1:51.052					169	
3	1:21.672	42.204		18.089		21.379	168	217	25	1:23.056	42.937		18.456		21.663	166	216
4	1:22.718	43.026		18.170		21.522	169	217	26	1:22.637	42.900		18.209		21.528	166	216
5	1:22.270	42.502		18.005		21.763	165	216	27	1:22.731	42.801		18.278		21.652	170	216



ADAC GT Masters

Sector List Race 2



Provisional

Sachsenring, Length: 3645m
 Air temperature: 19.31°C
 Track temperature: 21.07°C
 Weather condition: Dry

DMSB Reg. Nr.: DMSB 255/19

Sunday, September 29, 2019 14:45:00

Lap	Time	SE1	SP1	SE2	SP2	SE3	SP3	TSP	Lap	Time	SE1	SP1	SE2	SP2	SE3	SP3	TSP
6	1:21.868	42.620		17.930		21.318	170	216	28	1:23.043	43.101		18.111		21.831	164	217
7	1:21.796	42.039		18.186		21.571	168	217	29	1:22.923	42.847		18.291		21.785	166	216
8	1:21.628	42.081		18.070		21.477	166	217	30	1:23.128	42.975		18.302		21.851	166	216
9	1:21.934	42.309		18.164		21.461	165	217	31	1:23.395	43.269		18.173		21.953	170	217
10	1:21.827	42.299		18.075		21.453	168	216	32	1:22.851	42.831		18.275		21.745	168	216
11	1:22.592	42.852		18.186		21.554	171	216	33	1:26.590	42.981		20.281		23.328	166	217
12	1:22.823	42.617					168	218	34	1:25.063	44.261		18.759		22.043	168	217
13	1:22.069	42.551		18.098		21.420	164	217	35	1:23.893	43.265		18.638		21.990	166	216
14	1:21.971	42.369		18.046		21.556	166	216	36	1:23.805	43.044		18.785		21.976	166	217
15	1:22.154	42.473		18.078		21.603	165	216	37	1:23.416	43.026		18.461		21.929	170	217
16	1:22.817	42.474					166	216	38	1:23.859	43.360		18.461		22.038	165	216
17	1:23.170	43.538		18.058		21.574	168	217	39	1:24.547	43.423		18.555		22.569	163	216
18	1:21.789	42.355		17.966		21.468	168	217	40	1:24.142	43.360		18.435		22.347	165	215
19	1:23.771	43.476					165	216	41	1:24.441	43.383		18.484		22.574	168	217
20	1:23.471	43.306		18.210		21.955	171	215	42	1:25.547	44.756		18.626		22.165	169	216
21	1:23.188	43.012		18.645		21.531	168	217	43	1:24.132	43.386		18.504		22.242	162	217
22	1:22.452	42.710		18.149		21.593	169	216	44	1:25.273	43.656		18.559		23.058	166	218

13 Jahn, DEU / Barth, DEU

theoretical besttime: 1:21.059

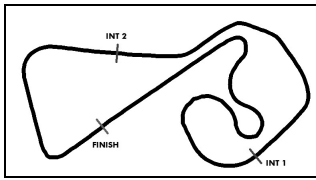
1	1:27.289	46.611		19.075		21.603	175		24	1:21.646	42.204		18.121		21.321	174	224
2	1:21.990	42.298		18.313		21.379	174	223	25	1:21.628	42.200		18.112		21.316	177	224
3	1:21.096	42.047		17.915		21.134	175	223	26	1:21.789	42.362		18.073		21.354	177	223
4	1:22.175	42.800		18.082		21.293	175	223	27	1:22.051	42.457		18.095		21.499	177	225
5	1:21.511	42.274		17.958		21.279	175	226	28	1:23.279	43.415		18.297		21.567	174	227
6	1:21.223	42.138		17.889		21.196	175	222	29	1:22.846	43.028		18.339		21.479	175	225
7	1:21.524	42.197		18.088		21.239	175	224	30	1:22.270	42.575		18.255		21.440	177	225
8	1:21.329	42.181		17.903		21.245	175	223	31	1:22.514	42.678		18.354		21.482	177	225
9	1:21.768	42.301		18.033		21.434	173	222	32	1:21.880	42.509		18.101		21.270	177	225
10	1:22.954	43.094		18.317		21.543	173	224	33	1:22.257	42.481		18.325		21.451	177	226
11	1:21.731	42.515		17.921		21.295	175	223	34	1:22.543	42.681		18.182		21.680	173	227
12	1:21.371	42.228		17.886		21.257	177	225	35	1:21.926	42.516		18.095		21.315	177	223
13	1:21.564	42.364		17.941		21.259	174	224	36	1:22.140	42.632		18.105		21.403	175	225
14	1:21.446	42.247		17.935		21.264	177	224	37	1:22.715	43.131		18.142		21.442	177	226
15	1:21.851	42.544		18.024		21.283	175	225	38	1:22.817	43.230		18.168		21.419	177	228
16	1:21.557	42.280		17.951		21.326	173	224	39	1:23.064	43.371		18.192		21.501	175	225
17	1:21.605	42.362		17.924		21.319	174	223	40	1:22.481	42.950		18.126		21.405	177	224
18	1:21.769	42.488		17.987		21.294	174	224	41	1:22.937	43.239		18.071		21.627	174	225
19	1:24.836	42.238		18.215		24.383	60	223	42	1:22.507	43.194		17.915		21.398	175	223
20	2:30.345	1:50.701		18.205		21.439	175		43	1:21.447	42.292		17.878		21.277	177	224
21	1:21.851	42.346		18.220		21.285	175	224	44	1:21.496	42.320		17.919		21.257	177	225
22	1:21.499	42.194		17.999		21.306	175	224	45	1:21.674	42.315		18.022		21.337	174	225
23	1:21.525	42.234		18.012		21.279	177	225									

14 Sylvest, DNK / Klingmann, DEU

theoretical besttime: 1:20.781

1	1:25.673	45.628		18.399		21.646	174		24	1:21.853	42.482		17.869		21.502	171	223
2	1:21.965	42.408		18.123		21.434	173	224	25	1:22.044	42.642		17.808		21.594	173	221
3	1:21.702	42.116		17.853		21.733	171	222	26	1:22.363	42.847		17.885		21.631	171	222
4	1:21.177	42.042		17.796		21.339	174	221	27	1:23.081	43.002		17.934		22.145	168	223
5	1:21.007	41.894		17.824		21.289	173	223	28	1:23.177	43.635		17.952		21.590	173	220
6	1:20.866	41.979		17.630		21.257	174	221	29	1:23.122	43.616		17.901		21.605	171	222
7	1:21.252	42.057		17.865		21.330	174	220	30	1:22.409	42.804		17.895		21.710	171	222
8	1:21.401	42.205		17.811		21.385	174	222	31	1:22.036	42.668		17.791		21.577	173	222
9	1:22.486	42.182		18.377		21.927	173	222	32	1:22.216	42.606		17.941		21.669	170	222
10	1:21.365	42.199		17.866		21.300	174	221	33	1:22.470	42.916		17.913		21.641	171	221
11	1:21.506	42.267		17.849		21.390	173	221	34	1:22.397	42.833		17.862		21.702	170	221
12	1:21.443	42.247		17.814		21.382	173	221	35	1:22.385	42.857		17.860		21.668	171	220
13	1:21.504	42.245		17.878		21.381	173	222	36	1:22.427	42.755		18.026		21.646	173	223
14	1:21.457	42.274		17.838		21.345	174	222	37	1:22.739	43.011		17.941		21.787	173	223
15	1:21.808	42.450		17.868		21.490	171	221	38	1:22.819	43.148		17.957		21.714	170	224
16	1:21.697	42.397		17.856		21.444	173	221	39	1:23.025	43.276		17.931		21.818	171	223
17	1:21.780	42.478		17.893		21.409	174	221	40	1:22.536	42.830		17.904		21.802	173	223
18	1:21.565	42.298		17.832		21.435	173	222	41	1:23.121	43.151		17.992		21.978	168	223
19	1:21.616	42.229		17.989		21.398	174	222	42	1:24.555	44.271		18.313		21.971	171	223
20	1:24.719	42.410		17.908		24.401	59	222	43	1:23.131	43.169		18.136		21.826	173	223
21	2:30.504	1:50.993		17.991		21.520	173		44	1:22.699	42.977		17.989		21.733	171	223





ADAC GT Masters

Sector List Race 2



Provisional

Sachsenring, Length: 3645m
 Air temperature: 19.31°C
 Track temperature: 21.07°C
 Weather condition: Dry

DMSB Reg. Nr.: DMSB 255/19

Sunday, September 29, 2019 14:45:00

Lap	Time	SE1	SP1	SE2	SP2	SE3	SP3	TSP	Lap	Time	SE1	SP1	SE2	SP2	SE3	SP3	TSP
22	1:21.909	42.602		17.851		21.456	171	221	45	1:22.756	42.994		17.980		21.782	173	224
23	1:21.942	42.567		17.765		21.610	173	223									

17 Bernhard, DEU / Bachler, AUT

theoretical besttime: 1:20.727

1	1:26.441	46.032		18.771		21.638	173	204	24	1:21.615	42.252		17.990		21.373	170	218
2	1:21.820	42.278		18.265		21.277	174	220	25	1:21.786	42.355		18.067		21.364	170	219
3	1:21.564	42.360		17.910		21.294	171	220	26	1:21.959	42.396		18.052		21.511	173	218
4	1:22.364	42.922		18.012		21.430	171	220	27	1:22.627	42.754					170	219
5	1:21.138	42.035		17.865		21.238	173	220	28	1:23.302	43.602		18.171		21.529	171	220
6	1:21.623	42.118		18.115		21.390	171	219	29	1:22.927	43.267		18.221		21.439	173	219
7	1:20.973	41.809		18.024		21.140	170	219	30	1:22.361	42.625		18.146		21.590	170	219
8	1:20.728	41.738		17.866		21.124	171	219	31	1:22.404	42.668		18.267		21.469	171	219
9	1:22.573	42.322		18.100		22.151	164	219	32	1:21.873	42.435		18.062		21.376	170	219
10	1:22.108	42.434		17.977		21.697	170	219	33	1:22.258	42.676		18.147		21.435	171	219
11	1:21.639	42.438		17.986		21.215	170	216	34	1:23.125	42.869		18.129		22.127	170	219
12	1:21.705	42.405		18.058		21.242	166	219	35	1:22.575	42.913		18.135		21.527	166	219
13	1:21.695	42.437		17.989		21.269	171	220	36	1:22.150	42.385		18.283		21.482	171	219
14	1:21.619	42.341		17.938		21.340	171	219	37	1:23.111	42.769		18.707		21.635	171	219
15	1:21.682	42.364		17.942		21.376	169	219	38	1:22.277	42.562		18.170		21.545	168	219
16	1:21.871	42.512		18.004		21.355	171	219	39	1:22.916	43.120		18.190		21.606	171	218
17	1:21.668	42.286		17.946		21.436	169	218	40	1:22.792	42.823					171	219
18	1:21.817	42.474		17.950		21.393	168	219	41	1:22.691	42.786		18.189		21.716	170	219
19	1:24.622	42.238		18.042		24.342	58	219	42	1:22.997	43.137		18.268		21.592	170	220
20	2:29.590	1:50.273		17.977		21.340	170		43	1:22.319	42.463		18.218		21.638	171	219
21	1:21.950	42.249		18.126		21.575	171	219	44	1:22.127	42.361		18.266		21.500	170	219
22	1:21.431	42.180		17.909		21.342	171	218	45	1:22.474	42.233		18.449		21.792	171	219
23	1:21.775	42.266		18.034		21.475	170	219									

18 de Leener, BEL / Cairoli, ITA

theoretical besttime: 1:20.740

1	1:24.789	44.935		18.565		21.289	175	199	24	1:22.209	42.326		18.192		21.691	171	220
2	1:21.787	42.329		18.194		21.264	174	221	25	1:24.024	41.878		17.801		24.345	57	219
3	1:21.304	42.252		17.890		21.162	175	220	26	2:32.888	1:52.133					169	
4	1:21.377	42.075		17.931		21.371	173	220	27	1:24.557	43.157		18.548		22.852	158	218
5	1:20.844	41.777		17.875		21.192	174	220	28	1:24.836	44.662		18.524		21.650	169	215
6	1:21.302	41.923		18.089		21.290	174	219	29	1:23.021	42.887		18.229		21.905	171	217
7	1:21.390	42.032		18.059		21.299	174	220	30	1:22.500	42.488		18.277		21.735	170	219
8	1:21.561	42.066		18.162		21.333	173	220	31	1:22.827	42.933		18.175		21.719	173	219
9	1:22.128	42.062		18.635		21.431	173	219	32	1:22.570	42.765		18.172		21.633	173	219
10	1:21.318	42.030		17.969		21.319	173	219	33	1:22.741	42.740		18.186		21.815	173	219
11	1:21.369	42.086		18.006		21.277	173	219	34	1:23.013	43.137					168	219
12	1:21.539	42.087		18.133		21.319	174	219	35	1:22.636	42.756		18.123		21.757	170	218
13	1:21.562	42.252		17.974		21.336	175	221	36	1:22.652	42.759		18.260		21.633	174	218
14	1:21.449	42.267		17.942		21.240	174	220	37	1:22.831	42.707					173	220
15	1:21.892	42.532		18.052		21.308	174	220	38	1:22.343	42.714		18.120		21.509	173	219
16	1:21.570	42.294		18.017		21.259	173	219	39	1:22.969	42.711					173	219
17	1:21.829	42.433		18.106		21.290	174	219	40	1:22.648	42.582					174	219
18	1:21.540	42.178		18.019		21.343	170	220	41	1:22.447	42.471					173	219
19	1:21.599	42.162		18.097		21.340	171	220	42	1:23.001	42.748					173	219
20	1:21.600	42.291					174	220	43	1:23.522	42.701		19.078		21.743	173	219
21	1:21.709	42.383		17.952		21.374	173	220	44	1:22.557	42.594					170	219
22	1:21.343	42.012		17.992		21.339	171	220	45	1:23.385	42.809		18.548		22.028	170	219
23	1:21.595	42.065		18.244		21.286	173	220									

20 Wishofer, AUT / Snoeks, NLD

theoretical besttime: 1:34.975

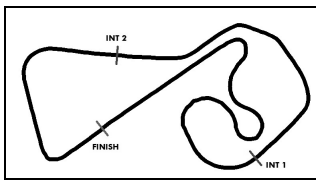
1	1:28.361	47.073		19.328		21.960	168	208	2	1:53.482	53.687		28.706		31.089	58	217
---	----------	--------	--	---------------	--	---------------	-----	-----	---	----------	---------------	--	--------	--	--------	----	------------

21 Eriksson, SWE / Keilwitz, DEU

theoretical besttime: 1:20.406

1	1:22.649	43.181		18.132		21.336	173	187	24	1:20.881	42.005		17.769		21.107	170	219
2	1:21.304	42.033		17.976		21.295	174	219	25	1:20.888	42.072		17.715		21.101	169	218
3	1:21.562	42.219		18.078		21.265	173	220	26	1:21.573	42.068		18.088		21.417	170	218
4	1:21.001	41.725		17.960		21.316	173	219	27	1:22.221	42.344		18.056		21.821	173	219
5	1:21.065	41.697		17.966		21.402	174	220	28	1:22.314	42.807		18.033		21.474	171	219
6	1:21.158	41.904		17.906		21.348	174	220	29	1:22.002	42.555		18.029		21.418	173	219





ADAC GT Masters

Sector List Race 2



Provisional

Sachsenring, Length: 3645m

Air temperature: 19.31°C

Track temperature: 21.07°C

Weather condition: Dry

DMSB Reg. Nr.: DMSB 255/19

Sunday, September 29, 2019 14:45:00

Lap	Time	SE1	SP1	SE2	SP2	SE3	SP3	TSP	Lap	Time	SE1	SP1	SE2	SP2	SE3	SP3	TSP
7	1:21.075	41.724		17.981		21.370	174	220	30	1:21.653	42.346		17.933		21.374	171	220
8	1:21.289	41.907		17.984		21.398	173	220	31	1:21.436	42.187		17.861		21.388	171	219
9	1:21.207	41.946		17.874		21.387	174	219	32	1:21.152	42.100		17.783		21.269	171	219
10	1:21.107	41.883		17.876		21.348	173	220	33	1:21.356	42.215		17.837		21.304	173	219
11	1:21.522	42.018		17.936		21.568	173	220	34	1:21.736	42.448		17.909		21.379	171	219
12	1:21.402	42.014		17.971		21.417	173	220	35	1:21.599	42.230		17.870		21.499	170	219
13	1:21.514	42.083		17.994		21.437	174	220	36	1:21.082	42.108		17.820		21.154	173	218
14	1:21.626	42.224		17.923		21.479	174	221	37	1:21.397	42.152		17.847		21.398	171	219
15	1:21.926	42.273		18.180		21.473	171	220	38	1:21.350	42.224		17.807		21.319	174	219
16	1:21.963	42.307		18.103		21.553	174	220	39	1:21.593	42.284		17.925		21.384	171	220
17	1:21.559	42.051					174	220	40	1:21.359	42.105		17.918		21.336	173	219
18	1:22.207	42.361		18.237		21.609	174	221	41	1:21.371	42.059		17.989		21.323	173	220
19	1:21.865	42.212		18.089		21.564	174	221	42	1:20.909	42.129		17.608		21.172	174	220
20	1:21.164	41.993		17.817		21.354	174	219	43	1:21.258	42.118		17.878		21.262	173	220
21	1:24.268	41.867		17.822		24.579	57	220	44	1:21.736	42.312		17.816		21.608	171	220
22	2:29.421	1:50.348		17.833		21.240	171		45	1:21.179	42.138		17.674		21.367	173	219
23	1:21.216	42.138		17.844		21.234	170	218									

24 Ortmann, DEU / Winkelhock, DEU

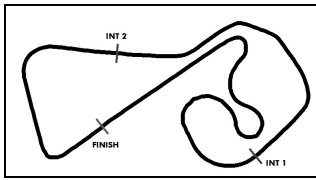
theoretical besttime: 1:20.708

1	1:24.459	44.695		18.432		21.332	170		24	1:25.558	42.619		18.204		24.735	58	217
2	1:21.982	42.379		18.222		21.381	171	218	25	2:31.144	1:51.532		18.109		21.503	171	
3	1:21.109	42.018		17.855		21.236	171	213	26	1:22.750	42.619		18.250		21.881	169	217
4	1:21.371	42.045		18.073		21.253	171	217	27	1:22.368	42.685		18.070		21.613	171	216
5	1:20.823	41.749		17.858		21.216	170	218	28	1:22.367	42.533		18.141		21.693	169	217
6	1:21.247	41.918		18.034		21.295	169	217	29	1:22.081	42.538		18.078		21.465	171	218
7	1:21.412	42.114		18.051		21.247	171	217	30	1:21.557	42.317		17.894		21.346	170	217
8	1:21.447	42.114		18.048		21.285	170	218	31	1:21.602	42.326		17.850		21.426	170	217
9	1:22.084	42.130		18.415		21.539	170	216	32	1:21.653	42.288		17.880		21.485	170	218
10	1:21.386	42.129		17.906		21.351	169	216	33	1:21.851	42.374		17.998		21.479	171	217
11	1:21.470	42.237		17.961		21.272	170	216	34	1:22.404	42.382		17.789		22.233	171	217
12	1:21.601	42.108		18.065		21.428	170	216	35	1:22.386	42.707		18.079		21.600	169	217
13	1:21.533	42.154		17.958		21.421	170	217	36	1:22.449	42.736		18.096		21.617	170	217
14	1:21.527	42.194		17.938		21.395	169	216	37	1:25.373	42.819		20.916		21.638	169	217
15	1:21.812	42.493		18.000		21.319	169	216	38	1:22.389	42.591		18.024		21.774	171	216
16	1:21.521	42.317		17.924		21.280	168	216	39	1:22.325	42.578		17.956		21.791	170	217
17	1:21.832	42.477		18.058		21.297	168	216	40	1:22.469	42.455		18.224		21.790	170	217
18	1:21.502	42.226		17.948		21.328	168	217	41	1:22.417	42.670		18.132		21.615	170	216
19	1:21.652	42.286		18.031		21.335	168	217	42	1:22.103	42.533		18.083		21.487	170	218
20	1:21.565	42.300		17.911		21.354	170	216	43	1:22.281	42.603		18.103		21.575	170	217
21	1:21.562	42.416		17.976		21.170	169	217	44	1:22.265	42.648		18.050		21.567	171	217
22	1:21.406	42.203		17.896		21.307	169	217	45	1:22.590	42.604		18.141		21.845	166	218
23	1:21.472	42.214		18.025		21.233	169	217									

25 Palette, FRA / Schmidt, CHE

theoretical besttime: 1:20.901

1	1:26.224	45.791		18.824		21.609	171		24	1:22.503	42.813		18.122		21.568	170	218
2	1:21.861	42.195		18.200		21.466	170	219	25	1:25.390	42.599		18.195		24.596	58	217
3	1:21.539	42.233		17.835		21.471	174		26	2:31.114	1:51.072		18.100		21.942	168	
4	1:22.243	42.831		18.017		21.395	173	219	27	1:22.333	42.892		18.081		21.360	171	216
5	1:21.144	41.973		17.923		21.248	171	219	28	1:22.555	43.091		18.088		21.376	169	218
6	1:21.109	41.991		17.751		21.367	171	218	29	1:22.505	42.937		17.999		21.569	169	217
7	1:21.100	42.082		17.841		21.177	171	218	30	1:22.345	42.616		18.209		21.520	169	217
8	1:21.155	41.975		17.818		21.362	171	218	31	1:21.768	42.461		17.846		21.461	168	217
9	1:22.479	42.381		18.001		22.097	166	218	32	1:22.156	42.736		17.876		21.544	169	216
10	1:22.286	42.477		18.056		21.753	169	216	33	1:22.695	42.737		18.046		21.912	170	219
11	1:21.587	42.325		17.912		21.350	170	217	34	1:26.079	43.118					170	219
12	1:21.585	42.397		17.876		21.312	170	218	35	1:22.542	42.815		18.209		21.518	170	218
13	1:21.543	42.391		17.862		21.290	171	219	36	1:21.984	42.312		18.200		21.472	169	218
14	1:21.735	42.548		17.790		21.397	171	218	37	1:42.056	42.700		35.612		23.744	166	218
15	1:21.764	42.355		18.024		21.385	170	217	38	1:22.699	42.805		18.232		21.662	169	216
16	1:21.678	42.366		18.010		21.302	170	218	39	1:22.649	42.832		18.202		21.615	170	218
17	1:21.621	42.299		17.958		21.364	171	219	40	1:22.586	42.592		18.223		21.771	168	218
18	1:21.857	42.517		17.954		21.386	171	219	41	1:22.573	42.806		18.162		21.605	168	217
19	1:21.649	42.294		17.959		21.396	168	218	42	1:22.572	42.699		18.260		21.613	173	218
20	1:22.319	42.859		18.035		21.425	173	217	43	1:22.654	42.673		18.115		21.866	170	219
21	1:21.812	42.499		17.940		21.373	171	218	44	1:23.993	43.029		18.114		22.850	170	219



ADAC GT Masters



Sector List Race 2

Provisional

Sachsenring, Length: 3645m

Air temperature: 19.31°C

Track temperature: 21.07°C

Weather condition: Dry

DMSB Reg. Nr.: DMSB 255/19

Sunday, September 29, 2019 14:45:00

Lap	Time	SE1	SP1	SE2	SP2	SE3	SP3	TSP	Lap	Time	SE1	SP1	SE2	SP2	SE3	SP3	TSP
22	1:22.286	42.496		18.211		21.579	171	218	45	1:23.653	43.413		18.289		21.951	169	218
23	1:22.936	42.515		18.358		22.063	170	218									

26 Rogivue, CHE / Mücke, DEU

theoretical besttime: 1:21.237

1	1:27.272	46.473		18.934		21.865	168	204	23	2:30.958	1:50.859		18.414		21.685	170	
2	1:22.678	42.764		18.433		21.481	170	217	24	1:22.698	42.637		18.448		21.613	170	217
3	1:21.825	42.298		18.080		21.447	169	216	25	1:22.321	42.641		18.212		21.468	170	217
4	1:22.053	42.496		18.176		21.381	169	217	26	1:21.837	42.495		17.927		21.415	170	217
5	1:21.505	42.103		18.114		21.288	169	217	27	1:22.262	42.597		18.087		21.578	171	217
6	1:21.545	42.190		18.087		21.268	169	216	28	1:22.781	42.928		18.167		21.686	170	218
7	1:21.870	42.335		18.198		21.337	170	217	29	1:22.190	42.871		17.893		21.426	171	218
8	1:21.562	42.201		18.120		21.241	168	216	30	1:22.238	42.437		18.088		21.713	171	218
9	1:21.766	42.311		18.022		21.433	166	216	31	1:22.816	42.778		18.414		21.624	171	219
10	1:21.701	42.331		18.049		21.321	168	216	32	1:22.029	42.570		18.008		21.451	170	218
11	1:22.263	42.583		18.095		21.585	169	218	33	1:22.165	42.497		18.107		21.561	170	218
12	1:23.217	42.907		18.786		21.524	169	219	34	1:22.682	42.945		17.997		21.740	169	218
13	1:21.980	42.338		18.166		21.476	166	217	35	1:22.422	42.796		18.049		21.577	173	219
14	1:21.893	42.456		18.139		21.298	170	216	36	2:22.561	1:04.814		35.088		42.659	58	218
15	1:21.782	42.277		18.137		21.368	168	216	37	2:21.386	1:39.770		19.356		22.260	170	
16	1:21.806	42.327		18.017		21.462	169	216	38	1:23.006	43.071		18.319		21.616	173	213
17	1:22.119	42.591		18.076		21.452	169	216	39	1:22.311	42.567		18.049		21.695	171	218
18	1:21.932	42.389		18.245		21.298	169	217	40	1:22.469	42.716		18.127		21.626	173	218
19	1:21.864	42.392		18.117		21.355	169	217	41	1:22.978	43.013		18.195		21.770	170	219
20	1:21.600	42.249		17.973		21.378	168	216	42	1:23.700	43.107		18.459		22.134	170	218
21	1:22.160	42.469		18.055		21.636	168	216	43	1:25.138	44.293		18.594		22.251	165	220
22	1:25.384	42.407		18.029		24.948	58	216									

28 Feller, CHE / Vervisch, BEL

theoretical besttime: 1:21.029

1	1:27.720	46.786		19.154		21.780	170	202	19	1:27.245	43.991					59	217
2	1:22.476	42.672					170	219	20	2:29.682	1:50.175		18.099		21.408	171	
3	1:21.959	42.516		18.042		21.401	170	217	21	1:21.294	42.101		17.853		21.340	171	219
4	1:22.886	43.064		18.137		21.685	169	219	22	1:22.113	42.533					170	219
5	1:21.678	42.358		17.971		21.349	168	219	23	1:21.600	42.332		17.893		21.375	170	218
6	1:21.755	42.356		17.931		21.468	173	217	24	1:21.515	42.203		17.889		21.423	171	218
7	1:22.019	42.291					169	217	25	1:21.029	42.022		17.818		21.189	170	219
8	1:21.718	42.287					170	217	26	1:21.497	42.161		17.930		21.406	166	219
9	1:21.924	42.345					166	217	27	1:21.632	42.287		17.891		21.454	165	218
10	1:21.919	42.419					169	217	28	1:22.631	42.908		18.125		21.598	171	219
11	1:22.696	43.020					169	216	29	1:22.667	43.062		18.054		21.551	168	220
12	1:22.333	42.689		18.134		21.510	169	216	30	1:22.082	42.491		18.110		21.481	171	218
13	1:22.170	42.489		18.138		21.543	170	216	31	1:22.544	42.532		18.369		21.643	169	219
14	1:22.090	42.515					166	217	32	1:22.099	42.619		18.054		21.426	170	222
15	1:22.285	42.613					170	216	33	1:22.070	42.541		18.029		21.500	174	220
16	1:22.208	42.436					173	217	34	1:22.572	42.928					173	221
17	1:22.273	42.585		18.176		21.512	169	217	35	1:22.499	42.986		18.097		21.416	171	219
18	1:22.547	42.763		18.192		21.592	169	219	36	1:57.585	1:01.632					59	221

29 Hofer, AUT / Mies, DEU

theoretical besttime: 1:20.573

1	1:21.072	41.871		17.925		21.276	170	194	24	1:22.134	42.604		18.063		21.467	170	218
2	1:20.834	41.649		17.946		21.239	171	218	25	1:21.967	42.428		18.147		21.392	166	217
3	1:20.581	41.550		17.858		21.173	168	218	26	1:21.931	42.448		18.067		21.416	169	217
4	1:20.639	41.542		17.889		21.208	171	218	27	1:22.412	42.451		18.208		21.753	170	217
5	1:20.790	41.640		17.898		21.252	174	219	28	1:22.253	42.712		18.077		21.464	169	217
6	1:20.805	41.650		17.893		21.262	171	218	29	1:21.981	42.420		18.069		21.492	169	217
7	1:20.758	41.670		17.882		21.206	174	218	30	1:23.550	43.393		18.158		21.999	168	216
8	1:20.907	41.733		17.902		21.272	173	219	31	1:23.070	43.074		18.396		21.600	170	216
9	1:21.060	41.810		17.975		21.275	171	217	32	1:22.202	42.586		18.182		21.434	170	218
10	1:21.264	41.881		18.066		21.317	171	218	33	1:22.364	42.613		18.226		21.525	171	219
11	1:21.404	42.104		18.026		21.274	173	217	34	1:23.008	42.578		18.533		21.897	170	218
12	1:21.538	42.201		18.017		21.320	173	218	35	1:22.479	42.566		18.337		21.576	170	217
13	1:21.308	42.020		17.988		21.300	170	219	36	1:22.325	42.593		18.204		21.528	171	218
14	1:21.615	42.308		18.010		21.297	169	218	37	1:22.474	42.669		18.297		21.508	171	218
15	1:21.569	42.180		18.021		21.368	171	217	38	1:22.189	42.540		18.094		21.555	170	218
16	1:21.556	42.032		18.092		21.432	170	217	39	1:22.791	42.788		18.163		21.840	171	218

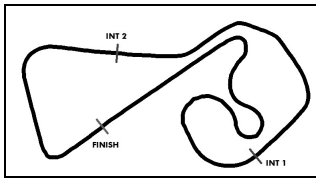
Timing: SWISSTIMING

ver: 1.0

www.adac.de/motorsport

Page 6/ 10 printed: 29.9.2019 15:51





ADAC GT Masters

Sector List Race 2



Provisional

Sachsenring, Length: 3645m
 Air temperature: 19.31°C
 Track temperature: 21.07°C
 Weather condition: Dry

DMSB Reg. Nr.: DMSB 255/19

Sunday, September 29, 2019 14:45:00

Lap	Time	SE1	SP1	SE2	SP2	SE3	SP3	TSP	Lap	Time	SE1	SP1	SE2	SP2	SE3	SP3	TSP
17	1:21.678	42.254		18.077		21.347	171	217	40	1:22.235	42.651		18.177		21.407	170	219
18	1:21.710	42.260		18.116		21.334	173	218	41	1:22.116	42.406		18.238		21.472	170	218
19	1:21.519	42.138		18.045		21.336	171	219	42	1:22.056	42.519		18.107		21.430	171	219
20	1:21.472	42.142		18.000		21.330	170	218	43	1:22.229	42.525		18.212		21.492	173	219
21	1:24.401	42.117		18.024		24.260	59	218	44	1:22.599	42.834		18.208		21.557	171	219
22	2:31.062	1:51.186		18.329		21.547	169		45	1:22.416	42.574		18.226		21.616	169	219
23	1:22.400	42.667		18.269		21.464	166	218									

31 Niederhauser, CHE / van der Linde, ZAF

theoretical besttime: 1:20.222

1	1:20.284	41.277		17.805		21.202	164	193	24	1:22.349	42.591		18.263		21.495	177	219
2	1:20.819	41.662		17.874		21.283	171	217	25	1:25.450	42.639		18.121		24.690	59	219
3	1:20.443	41.641		17.700		21.102	175	217	26	2:30.525	1:50.798		18.310		21.417	166	
4	1:20.399	41.499		17.737		21.163	169	216	27	1:21.538	42.259		17.961		21.318	170	218
5	1:20.285	41.531		17.636		21.118	171	217	28	1:21.695	42.199		18.118		21.378	165	216
6	1:20.589	41.521		17.776		21.292	166	217	29	1:21.237	42.144		17.927		21.166	170	217
7	1:20.543	41.622		17.706		21.215	177	219	30	1:21.396	42.081		17.997		21.318	175	218
8	1:20.679	41.667		17.854		21.158	171	216	31	1:21.482	42.257		17.948		21.277	169	219
9	1:20.807	41.741					170	217	32	1:21.331	42.177		17.896		21.258	171	219
10	1:20.803	41.722		17.837		21.244	168	218	33	1:21.741	42.326		18.075		21.340	165	218
11	1:21.021	41.957		17.776		21.288	166	216	34	1:21.569	42.274		17.975		21.320	173	219
12	1:21.161	41.938		17.901		21.322	171	217	35	1:21.820	42.333		18.128		21.359	171	217
13	1:21.015	41.754		17.901		21.360	168	219	36	1:21.546	42.144		18.038		21.364	170	218
14	1:21.205	42.032					165	216	37	1:22.007	42.286		18.234		21.487	169	217
15	1:21.102	42.027		17.873		21.202	175	216	38	1:22.203	42.524		18.126		21.553	171	218
16	1:20.800	41.817		17.739		21.244	171	219	39	1:22.392	42.713		18.216		21.463	170	218
17	1:21.067	41.849		17.934		21.284	170	218	40	1:22.606	42.751		18.352		21.503	170	216
18	1:21.249	42.040		17.924		21.285	173	218	41	1:21.646	42.287		17.908		21.451	164	218
19	1:21.074	42.000		17.818		21.256	173	217	42	1:21.943	42.417		17.916		21.610	170	219
20	1:20.994	41.914		17.884		21.196	169	218	43	1:21.624	42.363		17.897		21.364	168	217
21	1:20.830	41.814		17.929		21.087	175	218	44	1:22.154	42.637		18.095		21.422	169	219
22	1:21.356	41.915		18.025		21.416	173	218	45	1:24.161	43.269		18.512		22.380	162	219
23	1:21.360	42.028		17.979		21.353	170	218									

33 Salaquarda, CZE / Stippler, DEU

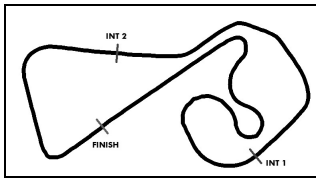
theoretical besttime: 1:20.640

1	1:21.931	42.535		18.103		21.293	170	193	24	1:21.608	42.448		18.055		21.105	170	219
2	1:21.441	41.994		18.045		21.402	168	220	25	1:21.458	42.392		17.839		21.227	170	219
3	1:21.015	42.005		17.852		21.158	171	218	26	1:21.691	42.171		17.792		21.728	170	219
4	1:20.795	41.743		17.887		21.165	170	219	27	1:21.752	42.456		17.825		21.471	169	220
5	1:20.983	41.802		17.900		21.281	169	220	28	1:21.642	42.374		17.965		21.303	170	220
6	1:21.267	41.900		18.078		21.289	170	218	29	1:21.779	42.391		17.978		21.410	168	219
7	1:21.114	41.932		18.031		21.151	170	219	30	1:22.271	42.446		18.281		21.544	170	219
8	1:21.332	42.292		17.916		21.124	170	219	31	1:22.516	42.691		18.165		21.660	170	219
9	1:21.187	41.968		18.017		21.202	169	218	32	1:22.354	42.752		18.153		21.449	171	221
10	1:21.282	42.003		17.963		21.316	168	219	33	1:22.160	42.584		18.018		21.558	170	220
11	1:21.530	42.114		18.111		21.305	171	218	34	1:22.995	42.725		18.260		22.010	170	220
12	1:21.588	42.157		18.131		21.300	169	219	35	1:22.558	42.930		18.066		21.562	171	220
13	1:21.577	42.134		18.093		21.350	170	220	36	1:22.481	42.711		18.218		21.552	171	220
14	1:21.765	42.246		18.115		21.404	169	219	37	1:22.284	42.655		17.994		21.635	169	221
15	1:21.935	42.336		18.154		21.445	173	219	38	1:22.047	42.719		17.977		21.351	170	221
16	1:21.579	42.271		18.009		21.299	168	219	39	1:22.691	42.952		18.045		21.694	174	221
17	1:21.958	42.270		18.224		21.464	170	219	40	1:22.638	42.994		18.072		21.572	170	222
18	1:21.997	42.419		18.143		21.435	169	219	41	1:22.194	42.538		18.201		21.455	170	220
19	1:21.846	42.322		18.172		21.352	169	219	42	1:21.905	42.485		18.061		21.359	171	221
20	1:24.994	42.238		18.064		24.692	57	220	43	1:22.132	42.565		18.046		21.521	173	221
21	2:30.024	1:50.515		18.158		21.351	169		44	1:22.608	42.790		18.251		21.567	173	221
22	1:22.277	42.535		18.341		21.401	170	218	45	1:22.396	42.639		18.065		21.692	170	221
23	1:21.556	42.305		18.036		21.215	170	219									

36 Dienst, DEU / Read, AUS

theoretical besttime: 1:21.199

1	1:29.341	47.670		19.212		22.459	168		24	2:30.419	1:50.434		18.328		21.657	171	
2	1:22.927	42.986		18.218		21.723	169	216	25	1:21.816	42.357		18.055		21.404	171	218
3	1:22.246	42.665		18.111		21.470	169	216	26	1:21.419	42.201		17.917		21.301	171	218
4	1:21.505	42.176		17.926		21.403	169	217	27	1:21.199	42.127		17.802		21.270	171	219
5	1:21.809	42.241		17.851		21.717	169	218	28	1:22.123	42.350		18.308		21.465	171	219



ADAC GT Masters

Sector List Race 2



Provisional

Sachsenring, Length: 3645m

Air temperature: 19.31°C

Track temperature: 21.07°C

Weather condition: Dry

DMSB Reg. Nr.: DMSB 255/19

Sunday, September 29, 2019 14:45:00

Lap	Time	SE1	SP1	SE2	SP2	SE3	SP3	TSP	Lap	Time	SE1	SP1	SE2	SP2	SE3	SP3	TSP
6	1:22.208	42.770		17.939		21.499	170	218	29	1:21.583	42.204		17.921		21.458	171	219
7	1:21.617	42.268		17.924		21.425	170	218	30	1:21.663	42.269		17.851		21.543	170	218
8	1:21.537	42.265					170	218	31	1:21.558	42.222		17.826		21.510	173	219
9	1:22.119	42.378		18.104		21.637	168	218	32	1:21.627	42.273		17.919		21.435	171	220
10	1:21.737	42.387		17.875		21.475	169	217	33	1:21.417	42.149		17.849		21.419	171	219
11	1:22.594	42.784		18.183		21.627	170	218	34	1:22.140	42.513		18.053		21.574	171	219
12	1:23.028	42.636		18.120		22.272	170	218	35	1:22.440	42.814					170	219
13	1:22.149	42.753		17.931		21.465	170	217	36	1:22.621	42.924		18.132		21.565	171	219
14	1:21.937	42.424					170	219	37	1:23.508	42.521		18.749		22.238	169	219
15	1:21.895	42.557		17.898		21.440	171	217	38	1:22.435	42.784		18.068		21.583	171	219
16	1:22.203	42.632					166	219	39	1:21.905	42.479		17.890		21.536	171	219
17	1:21.896	42.686		17.879		21.331	171	217	40	1:21.668	42.265		17.852		21.551	170	219
18	1:22.206	42.568		18.159		21.479	170	219	41	1:21.977	42.399		17.945		21.633	171	219
19	1:24.689	44.144		18.229		22.316	162	219	42	1:22.136	42.641		17.912		21.583	173	219
20	1:23.293	43.054		18.288		21.951	170	213	43	1:22.409	42.567		18.051		21.791	170	219
21	1:21.584	42.376		17.849		21.359	169	218	44	1:22.313	42.484		18.159		21.670	169	219
22	1:22.045	42.333		17.824		21.888	151	217	45	1:22.557	42.591		18.128		21.838	171	219
23	1:25.998	42.897		17.937		25.164	59	211									

47 Dontje, NLD / Götzt, DEU

theoretical besttime: 1:20.909

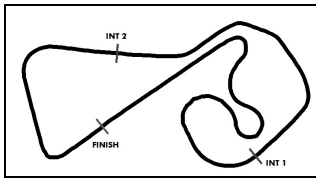
1	1:23.306	43.612		18.171		21.523	173	197	24	1:21.754	42.405		17.981		21.368	171	218
2	1:21.291	42.041		17.920		21.330	171	218	25	1:21.445	42.288		17.850		21.307	171	219
3	1:21.391	42.102		18.034		21.255	171	218	26	1:21.541	42.325		17.895		21.321	173	217
4	1:20.998	42.028		17.740		21.230	171	219	27	1:21.897	42.383		18.067		21.447	171	219
5	1:21.212	41.955		17.930		21.327	174	219	28	1:21.723	42.257		17.991		21.475	173	219
6	1:21.066	42.111		17.741		21.214	170	219	29	1:21.873	42.528		17.966		21.379	173	219
7	1:21.216	42.092		17.839		21.285	170	219	30	1:21.843	42.444		17.993		21.406	171	219
8	1:21.109	42.066		17.765		21.278	171	219	31	1:22.086	42.618		18.115		21.353	173	219
9	1:21.457	42.217		17.808		21.432	170	218	32	1:22.160	42.716		18.007		21.437	171	219
10	1:21.229	42.249		17.757		21.223	171	219	33	1:22.198	42.609		18.099		21.490	173	219
11	1:21.283	42.175		17.883		21.225	171	218	34	1:22.714	42.802		18.065		21.847	169	219
12	1:21.389	42.194					170	219	35	1:22.869	43.248		18.118		21.503	173	218
13	1:21.343	42.210		17.765		21.368	171	219	36	1:22.502	42.721		18.193		21.588	173	219
14	1:21.730	42.499		17.852		21.379	170	219	37	1:22.618	42.794		18.158		21.666	171	220
15	1:21.893	42.428		18.034		21.431	171	218	38	1:22.104	42.638		17.963		21.503	171	219
16	1:21.898	42.422		17.990		21.486	171	219	39	1:22.311	42.823		17.953		21.535	173	219
17	1:21.622	42.460		17.870		21.292	173	219	40	1:22.880	43.200		18.121		21.559	173	219
18	1:22.110	42.329		18.168		21.613	171	219	41	1:22.426	42.862		17.962		21.602	173	219
19	1:21.797	42.390		17.926		21.481	171	219	42	1:22.172	42.705		18.017		21.450	171	219
20	1:21.385	42.258		17.818		21.309	170	218	43	1:22.211	42.706		18.025		21.480	173	219
21	1:24.570	42.317		17.828		24.425	59	219	44	1:22.464	42.798		18.051		21.615	174	219
22	2:30.761	1:51.204		18.115		21.442	170		45	1:22.536	42.977		17.996		21.563	171	219
23	1:22.034	42.600		18.079		21.355	171	218									

48 Ellis, GBR / Vettel, DEU

theoretical besttime: 1:21.222

1	1:30.979	49.208		19.516		22.255	169	207	24	1:21.273	42.207		17.841		21.225	173	218
2	1:24.102	44.011		18.450		21.641	170	218	25	1:21.425	42.283		17.888		21.254	169	219
3	1:22.989	42.988		18.393		21.608	171	218	26	1:21.479	42.410		17.824		21.245	174	218
4	1:21.999	42.523		17.987		21.489	173	219	27	1:21.648	42.459		17.890		21.299	170	219
5	1:22.451	43.065		18.026		21.360	173	219	28	1:21.530	42.502					173	218
6	1:22.069	42.520		18.049		21.500	170	219	29	1:21.478	42.174		17.995		21.309	171	219
7	1:24.047	42.865		18.777		22.405	166	218	30	1:21.983	42.436		17.937		21.610	173	219
8	1:22.783	43.186		18.252		21.345	170	216	31	1:21.961	42.648					170	219
9	1:22.721	42.751		18.385		21.585	171	218	32	1:22.298	42.572		18.113		21.613	171	219
10	1:23.028	43.008		18.370		21.650	170	218	33	1:23.007	42.748					174	219
11	1:23.065	43.199		18.336		21.530	170	218	34	1:24.081	43.674		18.488		21.919	171	217
12	1:23.396	43.320		18.420		21.656	169	218	35	1:22.775	42.974		18.153		21.648	173	218
13	1:24.116	43.130		19.102		21.884	168	218	36	1:22.766	42.937		18.345		21.484	174	219
14	1:23.194	43.406		18.175		21.613	169	216	37	1:22.771	42.680		18.260		21.831	173	219
15	1:22.885	43.057		18.203		21.625	170	217	38	1:22.015	42.639		17.823		21.553	171	219
16	1:22.866	43.116		18.216		21.534	170	217	39	1:22.504	42.907		18.099		21.498	171	219
17	1:22.823	42.945		18.074		21.804	159	218	40	1:22.004	42.644		17.908		21.452	173	219
18	1:23.042	43.136		18.288		21.618	170	214	41	1:21.829	42.487					170	219
19	1:26.579	43.218		18.324		25.037	60	218	42	1:22.077	42.728					171	219
20	2:31.479	1:51.537		18.205		21.737	171		43	1:22.236	42.548					173	220





ADAC GT Masters



Sector List Race 2

Provisional

Sachsenring, Length: 3645m
 Air temperature: 19.31°C
 Track temperature: 21.07°C
 Weather condition: Dry

DMSB Reg. Nr.: DMSB 255/19

Sunday, September 29, 2019 14:45:00

Lap	Time	SE1	SP1	SE2	SP2	SE3	SP3	TSP	Lap	Time	SE1	SP1	SE2	SP2	SE3	SP3	TSP
21	1:22.210	42.749		17.936		21.525	170	218	44	1:23.304	43.027		18.229		22.048	170	220
22	1:21.629	42.410		17.847		21.372	171	218	45	1:22.394	42.591		18.050		21.753	170	218
23	1:21.979	42.427		18.024		21.528	171	218									

63 Engelhart, DEU / Bortolotti, ITA

theoretical besttime: 1:20.784

1	1:24.068	44.450		18.350		21.268	170	197	24	1:21.737	42.418		17.926		21.393	173	219
2	1:21.535	42.230		18.067		21.238	168	219	25	1:21.507	42.293		17.928		21.286	171	219
3	1:21.348	42.251		17.943		21.154	173	218	26	1:21.659	42.274		17.954		21.431	171	218
4	1:21.116	41.989		17.949		21.178	171	219	27	1:21.818	42.233		18.086		21.499	171	219
5	1:21.106	41.925		17.925		21.256	173	220	28	1:22.110	42.567		18.055		21.488	171	219
6	1:21.322	42.156		17.975		21.191	171	219	29	1:21.663	42.239		17.948		21.476	171	219
7	1:20.991	41.970		17.912		21.109	173	219	30	1:21.709	42.363		18.018		21.328	174	219
8	1:21.534	42.237		18.021		21.276	173	220	31	1:21.909	42.399		18.226		21.284	173	220
9	1:21.706	42.023		18.517		21.166	171	219	32	1:21.814	42.329		18.022		21.463	171	220
10	1:21.197	42.086		17.910		21.201	170	218	33	1:22.186	42.443		18.185		21.558	171	218
11	1:21.046	41.986		17.835		21.225	170	217	34	1:22.410	42.574		18.137		21.699	173	220
12	1:20.893	41.935		17.804		21.154	171	218	35	1:22.872	43.104		18.262		21.506	171	220
13	1:20.998	41.879		17.853		21.266	169	219	36	1:22.325	42.609		18.067		21.649	171	220
14	1:21.550	42.316		17.976		21.258	170	219	37	1:22.771	43.026		18.271		21.474	173	219
15	1:21.867	42.535		18.068		21.264	171	219	38	1:22.123	42.576		18.048		21.499	171	221
16	1:21.789	42.540		18.013		21.236	170	221	39	1:22.407	42.707		18.175		21.525	173	220
17	1:21.741	42.563		17.863		21.315	171	219	40	1:22.753	42.919		18.264		21.570	171	219
18	1:22.013	42.326		18.131		21.556	171	220	41	1:22.796	42.748		18.202		21.846	171	220
19	1:21.865	42.535		17.969		21.361	171	220	42	1:22.601	43.113		18.045		21.443	171	219
20	1:24.253	42.375		17.796		24.082	57	220	43	1:21.896	42.364		18.095		21.437	173	219
21	2:30.740	1:50.943		18.212		21.585	171		44	1:22.253	42.483		18.239		21.531	173	219
22	1:22.362	42.548		18.206		21.608	169	220	45	1:22.533	42.669		18.248		21.616	165	220
23	1:22.320	42.588		18.134		21.598	169	219									

69 Luhr, DEU / Holzer, DEU

theoretical besttime: 1:21.315

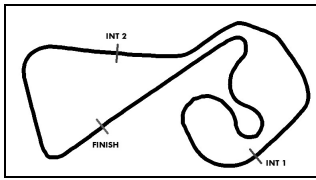
1	1:26.756	46.311		18.808		21.637	171		24	1:22.795	42.704		18.439		21.652	170	216
2	1:22.799	42.480		18.494		21.825	171	219	25	1:23.361	43.160		18.493		21.708	166	219
3	1:22.418	42.300		18.276		21.842	170	219	26	1:22.556	42.797		18.256		21.503	171	216
4	1:22.676	42.835		18.280		21.561	173	219	27	1:22.797	42.664		18.505		21.628	171	217
5	1:21.349	41.996		18.063		21.290	171	219	28	1:23.605	42.847		19.048		21.710	170	218
6	1:22.050	42.370		18.162		21.518	169	218	29	1:22.461	42.664		18.339		21.458	173	216
7	1:21.510	42.153		18.039		21.318	169	217	30	1:22.541	42.642		18.279		21.620	171	219
8	1:21.577	42.167		18.060		21.350	170	218	31	1:22.992	42.915		18.276		21.801	171	217
9	1:21.729	42.234		18.085		21.410	171	217	32	1:22.715	42.847		18.318		21.550	170	217
10	1:21.886	42.306		18.136		21.444	170	218	33	1:22.472	42.593		18.344		21.535	171	217
11	1:22.068	42.384		18.167		21.517	166	218	34	1:22.805	42.639		18.494		21.672	170	219
12	1:23.101	42.518		18.966		21.617	170	218	35	1:22.745	42.729		18.417		21.599	169	217
13	1:21.969	42.423		18.192		21.354	169	220	36	1:23.237	43.037		18.514		21.686	173	218
14	1:22.154	42.475		18.164		21.515	168	217	37	1:23.195	42.705		18.631		21.859	171	217
15	1:21.911	42.307		18.178		21.426	169	217	38	1:22.791	42.729		18.382		21.680	170	218
16	1:21.837	42.415		18.054		21.368	169	217	39	1:22.693	42.593		18.395		21.705	171	216
17	1:22.328	42.803		18.183		21.342	171	217	40	1:22.528	42.497		18.298		21.733	171	219
18	1:21.762	42.333		18.029		21.400	168	220	41	1:22.724	42.711		18.437		21.576	171	217
19	1:22.039	42.525		18.062		21.452	170	216	42	1:22.689	42.741		18.357		21.591	168	217
20	1:24.959	42.284		18.150		24.525	57	217	43	1:22.776	42.585		18.379		21.812	170	217
21	2:30.868	1:50.703		18.422		21.743	170		44	1:23.123	43.211		18.321		21.591	170	218
22	1:22.673	42.673		18.428		21.572	169	216	45	1:23.004	42.670		18.702		21.632	171	217
23	1:22.718	42.445		18.491		21.782	168	219									

71 Tregurtha, GBR / Paul, DEU

theoretical besttime: 1:21.432

1	1:29.719	48.222		19.269		22.228	168	207	24	1:22.263	42.501		18.226		21.536	164	216
2	1:23.917	44.133		18.345		21.439	170	217	25	1:22.068	42.520		18.114		21.434	166	216
3	1:22.469	42.873		18.291		21.305	171	216	26	1:21.871	42.343		18.001		21.527	169	216
4	1:21.872	42.386		18.010		21.476	165	217	27	1:22.105	42.581		18.044		21.480	170	216
5	1:21.597	42.200		18.005		21.392	170	219	28	1:22.155	42.508		18.123		21.524	168	217
6	1:22.052	42.518		18.152		21.382	171	217	29	1:22.490	42.638		18.315		21.537	169	218
7	1:22.015	42.473		18.161		21.381	170	218	30	1:22.086	42.549		18.076		21.461	168	217
8	1:21.793	42.387		18.049		21.357	170	218	31	1:22.657	42.695		18.314		21.648	170	218
9	1:22.064	42.443		18.116		21.505	169	218	32	1:22.507	42.701		18.188		21.618	170	217





ADAC GT Masters

Sector List Race 2

Provisional



Sachsenring, Length: 3645m

Air temperature: 19.31°C

Track temperature: 21.07°C

Weather condition: Dry

DMSB Reg. Nr.: DMSB 255/19

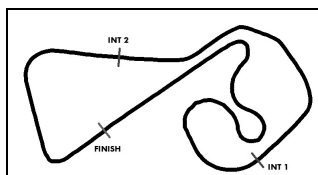
Sunday, September 29, 2019 14:45:00

Lap	Time	SE1	SP1	SE2	SP2	SE3	SP3	TSP	Lap	Time	SE1	SP1	SE2	SP2	SE3	SP3	TSP
10	1:21.886	42.449		18.028		21.409	168	216	33	1:22.997	43.066		18.421		21.510	170	218
11	1:22.916	42.708		18.480		21.728	170	217	34	1:22.087	42.639		17.977		21.471	168	217
12	1:22.755	42.532		18.057		22.166	162	217	35	1:22.328	42.793		18.037		21.498	170	217
13	1:22.522	42.899		18.139		21.484	165	215	36	1:24.525	43.328		19.366		21.831	165	217
14	1:21.746	42.421		17.979		21.346	168	217	37	1:22.698	42.778		18.347		21.573	165	217
15	1:21.838	42.407		17.992		21.439	168	217	38	1:22.694	42.894		18.134		21.666	166	218
16	1:22.516	42.510		18.360		21.646	169	217	39	1:22.571	42.775		18.156		21.640	168	218
17	1:21.719	42.420		17.927		21.372	174	217	40	1:22.437	42.682		18.080		21.675	166	217
18	1:21.870	42.374		18.021		21.475	169	218	41	1:22.404	42.611		18.062		21.731	165	216
19	1:22.698	42.774		18.294		21.630	171	219	42	1:23.637	43.697		18.298		21.642	166	218
20	1:27.243	43.525		18.214		25.504	58	213	43	1:22.434	42.860		18.103		21.471	170	217
21	2:38.055	1:58.012		18.387		21.656	169		44	1:22.446	42.708		18.135		21.603	173	219
22	1:22.466	42.806		18.157		21.503	170	216	45	1:23.480	43.355		18.415		21.710	173	218
23	1:22.372	42.457		18.371		21.544	168	217									

82 Ineichen, CHE / Perera, FRA

theoretical besttime: 1:20.751

1	1:23.526	44.023		17.998		21.505	174	200	23	1:22.851	43.433		17.952		21.466	173	221
2	1:21.405	42.266		17.895		21.244	174		24	1:23.035	42.989		18.406		21.640	171	221
3	1:21.509	42.247		17.844		21.418	174	221	25	1:21.541	42.306		17.882		21.353	171	219
4	1:21.070	42.001		17.907		21.162	174	221	26	1:21.206	42.273		17.723		21.210	173	220
5	1:21.087	42.049		17.820		21.218	171	222	27	1:21.473	42.147		17.942		21.384	171	220
6	1:21.377	42.293		17.801		21.283	171	220	28	1:21.729	42.433					169	219
7	1:21.240	41.981		17.994		21.265	174	220	29	1:21.385	42.170		17.880		21.335	169	219
8	1:21.149	42.165		17.838		21.146	171	220	30	1:21.476	42.347					171	219
9	1:26.522	42.250		21.240		23.032	169	219	31	1:21.819	42.099		18.163		21.557	170	220
10	1:23.806	43.866		18.297		21.643	157	216	32	1:21.696	42.298					171	219
11	1:22.990	43.264		18.242		21.484	171	214	33	1:21.687	42.269		18.005		21.413	170	219
12	1:29.151	43.125		20.115		25.911	159	220	34	1:21.949	42.316		17.949		21.684	170	219
13	2:24.026	46.250		42.361		55.415	30	213	35	1:22.766	42.429		18.231		22.106	173	220
14	2:14.082	1:33.044		19.056		21.982	169		36	1:22.242	42.493		17.973		21.776	171	220
15	1:23.344	43.193		18.664		21.487	171	217	37	1:21.934	42.678					171	221
16	1:21.215	42.148		17.993		21.074	174	219	38	1:22.566	42.419		18.106		22.041	173	220
17	1:21.090	42.095		17.830		21.165	173	220	39	1:23.998	43.357		18.316		22.325	173	220
18	1:21.172	42.059		17.952		21.161	173	220	40	1:24.242	43.473					169	221
19	1:21.033	42.130		17.825		21.078	174	219	41	1:22.830	43.001					170	220
20	1:25.338	41.954		18.207		25.177	57	220	42	1:22.224	42.621		17.924		21.679	166	220
21	2:31.563	1:51.835		18.263		21.465	170		43	1:21.791	42.432					174	219
22	1:22.393	42.812		18.097		21.484	171	219	44	1:21.876	42.392		17.859		21.625	171	221



ADAC GT Masters

Pit Stops Race 2

Provisional



Sachsenring, Length: 3645m

Air temperature: 19.31°C

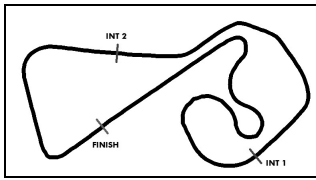
Track temperature: 21.07°C

Weather condition: Dry

DMSB Reg. Nr.: DMSB 255/19

Sunday, September 29, 2019 14:45:00

Nr	Driver in	Day time in	Time in	Driver out	Day time out	Time out	Nett Time
11	Pierre Kaffer	14:48:09.432	3:16.993				
20	Kelvin Snoeks	14:48:13.664	3:21.225				
82	Franck Perera	15:03:50.126	18:57.687	Franck Perera	15:04:40.054	19:47.615	49.928
7	Sebastian Asch	15:10:43.384	25:50.945	Luca Ludwig	15:11:54.282	27:01.843	1:10.898
1	Robert Renauer	15:10:49.275	25:56.836	Robert Renauer	15:11:59.965	27:07.526	1:10.690
17	Klaus Bachler	15:10:51.471	25:59.032	Timo Bernhard	15:12:02.204	27:09.765	1:10.733
13	Sven Barth	15:10:52.434	25:59.995	David Jahn	15:12:02.717	27:10.278	1:10.283
28	Frederic Vervisch	15:11:03.730	26:11.291	Ricardo Feller	15:12:14.216	27:21.777	1:10.486
8	Carrie Schreiner	15:11:20.175	26:27.736	Dennis Marschall	15:12:31.357	27:38.918	1:11.182
48	Fabian Vettel	15:11:20.978	26:28.539	Fabian Vettel	15:12:31.800	27:39.361	1:10.822
33	Frank Stippler	15:12:04.934	27:12.495	Filip Salaquarda	15:13:15.347	28:22.908	1:10.413
63	Mirko Bortolotti	15:12:05.754	27:13.315	Christian Engelhart	15:13:16.045	28:23.606	1:10.291
14	Jens Klingmann	15:12:09.825	27:17.386	Nicolai Sylvest	15:13:20.355	28:27.916	1:10.530
69	Marco Holzer	15:12:20.688	27:28.249	Lucas Luhr	15:13:31.325	28:38.886	1:10.637
71	Maximilian Paul	15:12:29.035	27:36.596	Maximilian Paul	15:13:46.253	28:53.814	1:17.218
3	Maximilian Hackländer	15:12:42.218	27:49.779	Markus Pommer	15:13:52.593	29:00.154	1:10.375
29	Christopher Mies	15:13:20.309	28:27.870	Max Hofer	15:14:30.820	29:38.381	1:10.511
21	Daniel Keilwitz	15:13:26.248	28:33.809	Jimmy Eriksson	15:14:36.507	29:44.068	1:10.259
47	Maximilian Götz	15:13:27.133	28:34.694	Indy Dontje	15:14:37.296	29:44.857	1:10.163
82	Franck Perera	15:14:17.945	29:25.506	Rolf Ineichen	15:15:29.048	30:36.609	1:11.103
4	Stephane Tribaudini	15:14:19.195	29:26.756	Stephane Tribaudini	15:15:28.567	30:36.128	1:09.372
26	Stefan Mücke	15:15:03.598	30:11.159	Nikolaj Rogivue	15:16:13.837	31:21.398	1:10.239
36	Aidan Read	15:16:34.399	31:41.960	Marvin Dienst	15:17:44.552	32:52.113	1:10.153
12	Christer Jöns	15:16:36.802	31:44.363	Florian Spengler	15:17:47.263	32:54.824	1:10.461
24	Markus Winkelhock	15:17:35.155	32:42.716	Mike David Ortmann	15:18:45.705	33:53.266	1:10.550
31	Kelvin van der Linde	15:18:39.515	33:47.076	Patric Niederhauser	15:19:50.095	34:57.656	1:10.580
18	Matteo Cairoli	15:18:56.447	34:04.008	Matteo Cairoli	15:20:07.161	35:14.722	1:10.714
25	Jeffrey Schmidt	15:19:05.226	34:12.787	Steven Palette	15:20:15.734	35:23.295	1:10.508
4	Remo Lips	15:22:33.795	37:41.356	Remo Lips	15:22:51.820	37:59.381	18.025
8	Dennis Marschall	15:33:22.833	48:30.394				
28	Ricardo Feller	15:36:00.845	51:08.406				
26	Nikolaj Rogivue	15:36:25.557	51:33.118	Nikolaj Rogivue	15:37:13.952	52:21.513	48.395



ADAC GT Masters

Top speed list Race 2

Provisional



Sachsenring, Length: 3645m

Air temperature: 19.31°C

Track temperature: 21.07°C

Weather condition: Dry

DMSB Reg. Nr.: DMSB 255/19

Sunday, September 29, 2019 14:45:00

#	Name (NAT)	Team	Car name	Speed	Lap	Race time
13	David Jahn (DEU)	RWT Racing (AUT)	Corvette C7 GT3-R	228.32	38	51:52.468
14	Jens Klingmann (DEU)	MRS GT-Racing (DEU)	BMW M6 GT3	224.06	2	1:30.907
7	Luca Ludwig (DEU)	HB Racing (AUT)	Ferrari 488 GT3	223.60	23	31:12.416
1	Thomas Preining (AUT)	Precote Herberth Motorsport (DEU)	Porsche 911 GT3 R	223.60	42	57:13.648
33	Filip Salaquarda (CZE)	Team ISR (CZE)	Audi R8 LMS GT3	222.68	40	54:26.519
82	Franck Perera (FRA)	ORANGE1 by GRT Grasser (AUT)	Lamborghini Huracan GT3 EVO	222.22	5	5:32.799
8	Dennis Marschall (DEU)	HCB-Rutronik-Racing	Audi R8 LMS GT3	222.22	30	41:19.030
28	Ricardo Feller (CHE)	Montaplast by Land-Motorsport (DEU)	Audi R8 LMS GT3	222.22	32	43:47.503
18	Matteo Cairoli (ITA)	KÜS TEAM75 Bernhard (DEU)	Porsche 911 GT3 R	221.76	2	1:30.057
63	Christian Engelhart (DEU)	ORANGE1 by GRT Grasser (AUT)	Lamborghini Huracan GT3 EVO	221.76	38	51:43.165
21	Daniel Keilwitz (DEU)	Team ZAKSPEED BKK Mobil Oil Racing (DEU)	Mercedes-AMG GT3	221.31	14	17:43.140
17	Klaus Bachler (AUT)	KÜS TEAM75 Bernhard (DEU)	Porsche 911 GT3 R	220.85	2	1:31.760
36	Marvin Dienst (DEU)	Schütz Motorsport (DEU)	Mercedes-AMG GT3	220.85	32	43:49.640
47	Indy Dontje (NLD)	MANN-FILTER Team HTP (DEU)	Mercedes-AMG GT3	220.85	37	50:20.015
48	Philip Ellis (GBR)	MANN-FILTER Team HTP (DEU)	Mercedes-AMG GT3	220.85	44	1:00:34.873
26	Nikolaj Rogivue (CHE)	BWT Mücke Motorsport (DEU)	Audi R8 LMS GT3	220.85	43	1:00:54.924
69	Marco Holzer (DEU)	Iron Force Racing	Porsche 911 GT3 R	220.40	13	16:35.282
25	Jeffrey Schmidt (CHE)	BWT Mücke Motorsport (DEU)	Audi R8 LMS GT3	219.95	4	4:14.942
31	Kelvin van der Linde (ZAF)	HCB-Rutronik-Racing	Audi R8 LMS GT3	219.95	25	32:27.570
29	Max Hofer (AUT)	Montaplast by Land-Motorsport (DEU)	Audi R8 LMS GT3	219.95	40	54:26.425
3	Markus Pommer (DEU)	Aust Motorsport (DEU)	Audi R8 LMS GT3	219.95	41	56:41.011
71	Maximilian Paul (DEU)	T3 Motorsport	Audi R8 LMS GT3	219.06	5	5:43.350
4	Stephane Tribaudini (FRA)	Aust Motorsport (DEU)	Audi R8 LMS GT3	219.06	14	18:13.433
24	Markus Winkelhock (DEU)	BWT Mücke Motorsport (DEU)	Audi R8 LMS GT3	218.62	2	1:29.825
11	Pierre Kaffer (DEU)	EFP Car Collection by TECE	Audi R8 LMS GT3	218.62	2	1:33.926
12	Christer Jöns (DEU)	EFP Car Collection by TECE	Audi R8 LMS GT3	218.18	12	15:14.539
20	Kelvin Snoeks (NLD)	Team ZAKSPEED BKK Mobil Oil Racing (DEU)	Mercedes-AMG GT3	217.30	2	1:33.746