

# ADAC Formel 4

## Result List Race 3



Provisional

**DMSB** Reg. Nr.: DMSB 256/19

Amended  
29.9.2019 - 11:44

Sachsenring, Length: 3645m  
Air temperature: 15.07°C  
Track temperature: 16.03°C  
Weather condition: Dry

Sunday, September 29, 2019 9:25:00

started : 17      classified : 14      not classified : 3

Nr.	Drivers	Team	Laps	Total Time	Gap	Kph	Lap	Time	Kph
Cl.	Car	Competitor							
1	62 <b>D.Hauger(NOR)</b> ADAC Formel 4	(T) Van Amersfoort Racing(NLD) Van Amersfoort Racing	21	30:28.006		150.4	5	1:20.882	162.2
2	21 <b>T.Pourchaire(FRA)</b> ADAC Formel 4	(T) US Racing - CHRS(DEU) US Racing - CHRS	21	30:30.174	2.168	150.6	6	1:20.410	163.1
3	17 <b>A.Leclerc(MCO)</b> ADAC Formel 4	(T) US Racing - CHRS(DEU) US Racing - CHRS	21	30:30.671	2.665	150.9	4	1:19.797	164.4
4	6 <b>I.Cohen(ISR)</b> ADAC Formel 4	(T) Van Amersfoort Racing(NLD) Van Amersfoort Racing	21	30:34.500	6.494	150.2	2	1:21.352	161.2
5	5 <b>G.Petecof(BRA)</b> ADAC Formel 4	(T) Prema Powerteam SRL(ITA) Prema Powerteam SRL	21	30:34.672	6.666	150.0	4	1:21.213	161.5
6	7 <b>R.Stanek(CZE)</b> R ADAC Formel 4	US Racing - CHRS(DEU) US Racing - CHRS	21	30:35.088	7.082	149.8	3	1:21.038	161.9
7	3 <b>P.Aron(EST)</b> R ADAC Formel 4	(T) Prema Powerteam SRL(ITA) Prema Powerteam SRL	21	30:35.308	7.302	152.0	6	1:21.112	161.7
8	12 <b>K.Thaqi(KOS)</b> R ADAC Formel 4	ADAC Berlin-Brandenburg e.V.(DEU) ADAC Berlin-Brandenburg e.V.	21	30:36.016	8.010	150.4	8	1:22.003	160.0
9	15 <b>L.Toth(HUN)</b> ADAC Formel 4	R-ACE GP R-ACE GP	21	30:43.068	15.062	149.9	3	1:21.754	160.5
10	26 <b>J.Dürksen(PAR)</b> R ADAC Formel 4	(T) ADAC Berlin-Brandenburg e.V.(DEU) ADAC Berlin-Brandenburg e.V.	21	30:54.648	26.642	150.7	5	1:20.690	162.6
11	8 <b>L.Alleco Roy(MCO)</b> ADAC Formel 4	Van Amersfoort Racing(NLD) Van Amersfoort Racing	21	30:54.719	26.713	149.1	6	1:21.335	161.3
12	10 <b>O.Rasmussen(DNK)</b> ADAC Formel 4	Prema Powerteam SRL(ITA) Prema Powerteam SRL	21	30:59.033	31.027	150.6	6	1:21.092	161.8
13	2 <b>N.Göhler(DEU)</b> R ADAC Formel 4	(T) ADAC Berlin-Brandenburg e.V.(DEU) ADAC Berlin-Brandenburg e.V.	20	29:13.597	1 LAP	150.1	6	1:20.910	162.1
14	44 <b>M.Belov(RUS)</b> ADAC Formel 4	(T) R-ACE GP R-ACE GP	20	29:14.275	1 LAP	149.3	6	1:20.998	162.0
<b>Not classified</b>									
	16 <b>S.Estner(DEU)</b> ADAC Formel 4	Van Amersfoort Racing(NLD) Van Amersfoort Racing	15	20:37.306	6LAPS	159.6	4	1:21.099	161.8
	14 <b>G.Saucy(SUI)</b> ADAC Formel 4	(T) R-ACE GP R-ACE GP	10	14:49.947	11LAPS	146.6	6	1:21.123	161.7
<b>Disqualified</b>									
	28 <b>A.Ghiretti(FRA)</b> ADAC Formel 4	US Racing - CHRS(DEU) US Racing - CHRS				150.3	5	1:20.601	162.8

Fastest lap of the race. Car 17 driver Arthur Leclerc on lap 4. Time 1:19.797, average speed 164.4 km/h.

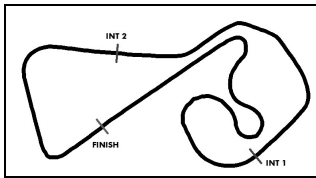
Following race director decision drive through penalty converted into a time penalty of 30 seconds for car no. 26

Following stewards decision no. 23 drive through penalty converted into a time penalty of 30 seconds for car no. 10

Following stewards decision no. 24 disqualification for car no. 28

T =nominated for Team Classification

Subject to final scrutineering!		
Publication time:	Clerk of the Course: Marcel Putsche	Timekeeper: Daniel Schulze



# ADAC Formel 4

## Result List Race 3

Provisional



Sachsenring, Length: 3645m  
 Air temperature: 15.07°C  
 Track temperature: 16.03°C  
 Weather condition: Dry

**DMSB** Reg. Nr.: DMSB 256/19

Sunday, September 29, 2019 9:25:00

started : 17      classified : 15      not classified : 2

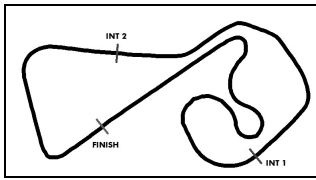
Nr.	Drivers	Team	Laps	Total Time	Gap	Kph	Lap	Time	Kph
Cl.	Car	Competitor							
1	62 <b>D.Hauger(NOR)</b> ADAC Formel 4	(T) Van Amersfoort Racing(NLD) Van Amersfoort Racing	21	30:28.006		150.4	5	1:20.882	162.2
2	28 <b>A.Ghiretti(FRA)</b> ADAC Formel 4	US Racing - CHR(S)(DEU) US Racing - CHR(S)	21	30:28.449	0.443	150.3	5	1:20.601	162.8
3	10 <b>O.Rasmussen(DNK)</b> ADAC Formel 4	Prema Powerteam SRL(ITA) Prema Powerteam SRL	21	30:29.033	1.027	150.6	6	1:21.092	161.8
4	21 <b>T.Pourchaire(FRA)</b> ADAC Formel 4	(T) US Racing - CHR(S)(DEU) US Racing - CHR(S)	21	30:30.174	2.168	150.6	6	1:20.410	163.1
5	17 <b>A.Leclerc(MCO)</b> ADAC Formel 4	(T) US Racing - CHR(S)(DEU) US Racing - CHR(S)	21	30:30.671	2.665	150.9	4	1:19.797	164.4
6	6 <b>I.Cohen(ISR)</b> ADAC Formel 4	(T) Van Amersfoort Racing(NLD) Van Amersfoort Racing	21	30:34.500	6.494	150.2	2	1:21.352	161.2
7	5 <b>G.Petecof(BRA)</b> ADAC Formel 4	(T) Prema Powerteam SRL(ITA) Prema Powerteam SRL	21	30:34.672	6.666	150.0	4	1:21.213	161.5
8	7 <b>R.Stanek(CZE)</b> R ADAC Formel 4	US Racing - CHR(S)(DEU) US Racing - CHR(S)	21	30:35.088	7.082	149.8	3	1:21.038	161.9
9	3 <b>P.Aron(EST)</b> R ADAC Formel 4	(T) Prema Powerteam SRL(ITA) Prema Powerteam SRL	21	30:35.308	7.302	152.0	6	1:21.112	161.7
10	12 <b>K.Thaqi(KOS)</b> R ADAC Formel 4	ADAC Berlin-Brandenburg e.V.(DEU) ADAC Berlin-Brandenburg e.V.	21	30:36.016	8.010	150.4	8	1:22.003	160.0
11	15 <b>L.Toth(HUN)</b> ADAC Formel 4	R-ACE GP R-ACE GP	21	30:43.068	15.062	149.9	3	1:21.754	160.5
12	26 <b>J.Dürksen(PAR)</b> R ADAC Formel 4	(T) ADAC Berlin-Brandenburg e.V.(DEU) ADAC Berlin-Brandenburg e.V.	21	30:54.648	26.642	150.7	5	1:20.690	162.6
13	8 <b>L.Alleco Roy(MCO)</b> ADAC Formel 4	Van Amersfoort Racing(NLD) Van Amersfoort Racing	21	30:54.719	26.713	149.1	6	1:21.335	161.3
14	2 <b>N.Göhler(DEU)</b> R ADAC Formel 4	(T) ADAC Berlin-Brandenburg e.V.(DEU) ADAC Berlin-Brandenburg e.V.	20	29:13.597	1 LAP	150.1	6	1:20.910	162.1
15	44 <b>M.Belov(RUS)</b> ADAC Formel 4	(T) R-ACE GP R-ACE GP	20	29:14.275	1 LAP	149.3	6	1:20.998	162.0
<b>Not classified</b>									
16	<b>S.Estner(DEU)</b> ADAC Formel 4	Van Amersfoort Racing(NLD) Van Amersfoort Racing	15	20:37.306	6LAPS	159.6	4	1:21.099	161.8
14	<b>G.Saucy(SUI)</b> ADAC Formel 4	(T) R-ACE GP R-ACE GP	10	14:49.947	11LAPS	146.6	6	1:21.123	161.7

Fastest lap of the race. Car 17 driver Arthur Leclerc on lap 4. Time 1:19.797, average speed 164.4 km/h.

Following race director decision drive through penalty converted into a time penalty of 30 seconds for car no. 26

T =nominated for Team Classification

Subject to final scrutineering!		
Publication time:	Clerk of the Course: Marcel Putsche	Timekeeper: Daniel Schulze



# ADAC Formel 4

## Class Result List Race 3



Provisional

**DMSB** Reg. Nr.: DMSB 256/19

Sunday, September 29, 2019 9:25:00

Sachsenring, Length: 3645m  
Air temperature: 15.07°C  
Track temperature: 16.03°C  
Weather condition: Dry

started : 17      classified : 15      not classified : 2

Nr. Drivers	Team	Laps	Total Time	Gap	Kph	Lap	Time	Kph
Car	Competitor							

**CLASS: Rookie**

Started: 5      Classified: 5      Not Classified: 0

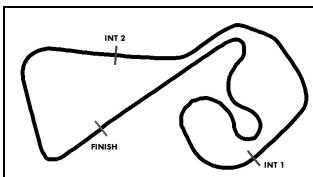
1	7	R.Stanek(CZE) ADAC Formel 4	US Racing - CHR(S)(DEU) US Racing - CHR(S)	21	30:35.088		149.8	3	1:21.038	161.9
2	3	P.Aron(EST) ADAC Formel 4	Prema Powerteam SRL(ITA) Prema Powerteam SRL	21	30:35.308	0.220	152.0	6	1:21.112	161.7
3	12	K.Thaqi(KOS) ADAC Formel 4	ADAC Berlin-Brandenburg e.V.(DEU) ADAC Berlin-Brandenburg e.V.	21	30:36.016	0.928	150.4	8	1:22.003	160.0
4	26	J.Dürksen(PAR) ADAC Formel 4	ADAC Berlin-Brandenburg e.V.(DEU) ADAC Berlin-Brandenburg e.V.	21	30:54.648	19.560	150.7	5	1:20.690	162.6
5	2	N.Göhler(DEU) ADAC Formel 4	ADAC Berlin-Brandenburg e.V.(DEU) ADAC Berlin-Brandenburg e.V.	20	29:13.597	1 LAP	150.1	6	1:20.910	162.1

*Fastest lap of the class. Car 26 driver Joshua Dürksen on lap 5. Time 1:20.690, average speed 162.6 km/h.*

Following race director decision drive through penalty converted into a time penalty of 30 seconds for car no. 26

T =nominated for Team Classification

Subject to final scrutineering!		
Publication time:	Clerk of the Course: Marcel Putsche	Timekeeper: Daniel Schulze



# ADAC Formel 4

## Lap Chart Race 3

Provisional



Sachsenring, Length: 3645 m

Sunday, September 29, 2019 9:25:00

LapChar	1	2	3	4	5	6	7	8	9	10	11	12	13	14	15	16	17	18	19	20	21	22	23	24	25	26	27	28	29	30	31	32	33	34	35	36	37	38	39	40	41	42	43	44	45								
LAP 1	28	26	62	7	14	44	5	16	10	6	21	12	17	15	2	.8	.3																																				
LAP 2	28	26	62	7	14	44	5	16	10	6	21	17	12	2	15	8	3																																				
LAP 3	28	26	62	7	14	44	5	16	10	6	21	17	12	2	15	8	3																																				
LAP 4	28	26	62	7	14	44	5	16	10	6	21	17	2	12	15	8	3																																				
LAP 5	28	26	62	14	44	5	16	10	.7	21	6	17	2	15	12	8	3																																				
LAP 6	28	26	62	14	44	5	16	10	21	17	6	2	15	12	7	8	3																																				
LAP 7	26	28	62	5	16	10	21	17	6	.14	2	15	12	7	.44	8	3																																				
LAP 8	26	62	28	5	16	10	21	17	6	2	15	12	7	8	44	14	3																																				
LAP 9	26	62	28	5	16	10	21	17	6	2	15	12	7	8	44	14	3																																				
LAP 10	26	62	28	5	16	10	21	17	6	2	15	12	7	8	44	3	.14																																				
LAP 11	26	62	28	5	16	10	21	17	6	2	15	12	7	8	44	3																																					
LAP 12	26	62	28	5	16	10	21	17	6	2	15	12	7	8	3	44																																					
LAP 13	26	62	28	16	10	21	17	6	5	2	12	15	7	8	3	44																																					
LAP 14	26	62	28	16	10	21	17	6	5	2	12	15	7	8	3	44																																					
LAP 15	26	62	28	16	10	21	17	6	5	2	12	7	15	8	3	44																																					
LAP 16	26	62	28	10	21	17	6	5	2	12	7	15	8	3	44																																						
LAP 17	26	62	28	10	21	17	6	5	2	12	7	15	8	3	44																																						
LAP 18	26	62	28	10	21	17	6	5	2	12	7	15	8	3	44																																						
LAP 19	26	62	28	10	21	17	6	2	5	7	12	3	8	44	15																																						
LAP 20	26	62	28	10	21	17	6	5	7	3	12	2	44	15	8																																						
LAP 21	26	62	28	10	21	17	6	5	7	3	12	15	8																																								

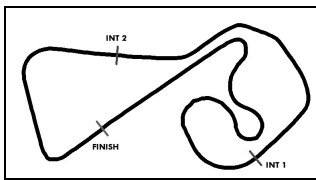
.- PITSTOP ' - LAPBEHIND

Timing: SWISSTIMING

[www.adac.de/motorsport](http://www.adac.de/motorsport)







# ADAC Formel 4

## Sector List Race 3



Provisional

Sachsenring, Length: 3645m

Air temperature: 15.07°C

Track temperature: 16.03°C

Weather condition: Dry

**DMSB** Reg. Nr.: DMSB 256/19

Sunday, September 29, 2019 9:25:00

Lap	Time	SE1	SP1	SE2	SP2	SE3	SP3	TSP	Lap	Time	SE1	SP1	SE2	SP2	SE3	SP3	TSP
10	1:22.139	42.212		18.326		21.601	164	200	21	1:22.916	42.631		18.301		21.984	164	203
11	1:22.535	42.654		18.315		21.566	165	200									

### 8 Alleco Roy, MCO

theoretical besttime: 1:21.249

1	1:35.058	48.590		20.035		26.433	53	122	12	1:23.409	42.955		18.578		21.876	163	200
2	2:01.038	1:21.287		18.093		21.658	165		13	1:23.677	43.262		18.519		21.896	164	200
3	1:23.145	42.206		19.108		21.831	164	202	14	1:23.271	42.791		18.485		21.995	164	201
4	1:21.957	41.983		18.387		21.587	165	202	15	1:23.384	43.041		18.438		21.905	165	200
5	1:21.340	41.993		18.073		<b>21.274</b>	166	202	16	1:27.254	45.140		19.686		22.428	162	201
6	<b>1:21.335</b>	<b>41.953</b>		<b>18.022</b>		21.360	166	202	17	1:28.929	46.322		20.089		22.518	162	197
7	1:22.151	42.204		18.341		21.606	165	202	18	1:58.169	48.988		30.544		38.637	165	198
8	1:22.025	42.187		18.216		21.622	164	200	19	1:25.508	44.523		19.021		21.964	164	<b>203</b>
9	1:22.561	42.466		18.477		21.618	164	201	20	1:40.633	43.025		35.136		22.472	157	203
10	1:22.972	42.873		18.326		21.773	162	200	21	1:23.415	43.003		18.299		22.113	164	198
11	1:23.488	42.928		18.734		21.826	163	200									

### 10 Rasmussen, DNK

theoretical besttime: 1:20.893

1	1:26.721	47.087		18.157		21.477	163	135	12	1:23.161	42.999		18.275		21.887	165	204
2	1:21.194	42.166		17.781		21.247	168	204	13	1:23.392	43.178		18.303		21.911	166	204
3	1:21.452	42.202		17.949		21.301	165	203	14	1:23.152	42.911		18.388		21.853	163	203
4	1:21.378	41.981		18.058		21.339	160	203	15	1:22.725	42.811		18.203		21.711	166	202
5	1:21.095	42.039		17.833		<b>21.223</b>	166	202	16	1:28.421	42.849		19.749		25.823	137	204
6	<b>1:21.092</b>	<b>41.912</b>		<b>17.758</b>		21.422	166	203	17	2:01.857	56.977		31.551		33.329	108	183
7	1:23.153	43.154		18.295		21.704	163	<b>204</b>	18	2:13.918	1:02.818		30.743		40.357	163	141
8	1:21.871	42.372		17.945		21.554	165	202	19	1:23.182	43.451		18.156		21.575	165	201
9	1:22.089	42.593		17.943		21.553	164		20	1:22.358	42.649		18.139		21.570	166	204
10	1:22.104	42.444		17.943		21.717	166	202	21	1:21.725	42.325		18.033		21.367	163	202
11	1:22.993	42.548		18.308		22.137	169	203									

### 12 Thaqi, KOS

theoretical besttime: 1:21.398

1	1:32.172	48.765		19.875		23.532	158	138	12	1:23.033	42.660		18.539		21.834	163	202
2	1:22.770	43.127		18.091		21.552	165	198	13	1:22.992	42.831		18.270		21.891	162	203
3	1:22.057	<b>41.980</b>		18.291		21.786	162	202	14	1:22.751	42.626		18.346		21.779	163	201
4	1:23.020	42.228		18.430		22.362	162	201	15	1:22.494	42.592		18.149		21.753	164	201
5	1:22.466	42.693		18.103		21.670	160	200	16	1:27.337	43.833		20.346		23.158	155	202
6	1:22.550	42.424		18.275		21.851	163	202	17	1:54.900	50.097		31.269		33.534	121	198
7	1:22.550	42.157		<b>17.922</b>		22.471	158	<b>204</b>	18	2:12.090	1:01.814		30.475		39.801	163	130
8	<b>1:22.003</b>	42.252		18.255		<b>21.496</b>	164	201	19	1:25.071	44.605		18.716		21.750	164	199
9	1:23.357	42.598		18.710		22.049	164	202	20	1:23.458	43.218		18.372		21.868	164	203
10	1:22.551	42.249		18.204		22.098	165	202	21	1:22.961	42.613		18.355		21.993	162	204
11	1:23.433	42.845		18.711		21.877	163	203									

### 14 Saucy, SUI

theoretical besttime: 1:21.027

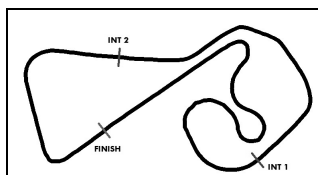
1	1:24.463	44.520		18.178		21.765	165	115	6	<b>1:21.123</b>	<b>41.940</b>		17.829		21.354	164	202
2	1:21.810	42.494		17.997		21.319	163	<b>204</b>	7	1:31.883	45.675		20.748		25.460	56	202
3	1:21.159	42.072		<b>17.795</b>		<b>21.292</b>	165	203	8	2:16.207	1:35.685		18.669		21.853	163	203
4	1:21.364	41.996		17.870		21.498	163	202	9	1:22.388	42.583		18.093		21.712	164	203
5	1:21.239	42.058		17.854		21.327	164	203	10	1:28.311	43.313		18.380		26.618	54	202

### 15 Toth, HUN

theoretical besttime: 1:21.576

1	1:32.655	49.355		19.666		23.634	155	143	12	1:23.209	42.740		18.532		21.937	164	200
2	1:23.371	43.352		18.173		21.846	165	199	13	1:24.557	43.776		18.657		22.124	159	200
3	<b>1:21.754</b>	42.248		<b>18.038</b>		<b>21.468</b>	165	203	14	1:24.564	43.386		18.879		22.299	160	200
4	1:22.408	42.086		18.142		22.180	162	<b>204</b>	15	1:25.374	43.985		19.089		22.300	162	201
5	1:21.775	<b>42.070</b>		18.087		21.618	165	203	16	1:26.513	44.405		19.535		22.573	162	200
6	1:22.138	42.164		18.277		21.697	157	201	17	1:51.009	46.704		30.923		33.382	118	200
7	1:22.309	42.108		18.197		22.004	163	201	18	2:11.284	1:01.628		30.403		39.253	162	120
8	1:22.677	42.626		18.348		21.703	162	201	19	1:26.875	44.292		20.129		22.454	163	198
9	1:22.829	42.624		18.461		21.744	164	199	20	1:26.005	43.602		20.091		22.312	165	201
10	1:23.106	42.551		18.610		21.945	164	200	21	1:25.159	43.390		19.071		22.698	166	200
11	1:23.497	42.824		18.708		21.965	163	200									





# ADAC Formel 4

## Sector List Race 3

Provisional



Sachsenring, Length: 3645m

Air temperature: 15.07°C

Track temperature: 16.03°C

Weather condition: Dry

**DMSB** Reg. Nr.: DMSB 256/19

Sunday, September 29, 2019 9:25:00

Lap	Time	SE1	SP1	SE2	SP2	SE3	SP3	TSP	Lap	Time	SE1	SP1	SE2	SP2	SE3	SP3	TSP	
<b>44</b>	Belov, RUS										<b>theoretical besttime: 1:20.919</b>							
1	1:25.165	45.159		18.338		21.668	165	130	12	1:23.031	42.478		18.184		22.369	162	201	
2	1:21.739	42.282		17.940		21.517	163	202	13	1:22.854	43.121		18.187		21.546	164	201	
3	1:21.296	42.126		17.953		<b>21.217</b>	165	199	14	1:22.636	42.630		18.316		21.690	164	201	
4	1:21.136	41.815		18.012		21.309	165	203	15	1:23.234	43.019		18.344		21.871	164	201	
5	1:21.068	41.848		17.940		21.280	165	203	16	1:28.925	46.392		19.927		22.606	163	181	
6	<b>1:20.998</b>	<b>41.795</b>		<b>17.907</b>		21.296	168	204	17	1:24.997	44.093		18.930		21.974	160	201	
7	1:40.870	49.411		21.896		29.563	50	204	18	1:55.193	46.737		30.169		38.287	169	201	
8	2:06.499	1:26.126		18.589		21.784	165		19	1:25.310	44.213		18.915		22.182	166	<b>204</b>	
9	1:22.294	42.751		18.101		21.442	162	201	20	1:23.241	42.956		18.467		21.818	159	204	
10	1:21.880	42.245		18.141		21.494	164	201	21		42.877		18.311				203	
11	1:21.909	42.371		18.044		21.494	165	201										

Lap	Time	SE1	SP1	SE2	SP2	SE3	SP3	TSP	Lap	Time	SE1	SP1	SE2	SP2	SE3	SP3	TSP	
<b>62</b>	Hauger, NOR										<b>theoretical besttime: 1:20.763</b>							
1	1:23.734	43.745		18.310		21.679	168	124	12	1:22.479	42.610		18.164		21.705	165	202	
2	1:21.716	42.151		18.079		21.486	165	<b>205</b>	13	1:22.484	42.645		18.186		21.653	164	201	
3	1:21.080	41.810		17.900		21.370	169	203	14	1:22.224	42.470		18.091		21.663	164	201	
4	1:21.476	41.974		17.967		21.535	168	204	15	1:22.251	42.375		18.189		21.687	164	202	
5	<b>1:20.882</b>	41.830		<b>17.826</b>		<b>21.226</b>	166	205	16	1:29.146	42.485		20.976		25.685	158	201	
6	1:20.952	<b>41.711</b>		17.932		21.309	166	205	17	2:07.166	1:02.285		31.945		32.936	111	177	
7	1:21.786	42.257		17.918		21.611	166	203	18	2:14.518	1:03.090		30.867		40.561	162	171	
8	1:22.287	42.439		18.318		21.530	163	203	19	1:22.646	42.766		18.191		21.689	165	202	
9	1:22.193	42.360		18.202		21.631	165	202	20	1:22.069	42.264		18.173		21.632	164	204	
10	1:22.363	42.664		18.097		21.602	165	201	21	1:22.161	42.172		18.284		21.705	164	203	
11	1:22.393	42.500		18.181		21.712	165	201										