



ADAC GT Masters

Result List Qualifying 2

Provisional



Sachsenring, Length: 3645m

Air temperature: 14.07°C

Track temperature: 14.09°C

Weather condition: Dry

DMSB Reg. Nr.: DMSB 255/19

Sunday, September 29, 2019 8:35:00

started : 27 classified : 27 not classified : 0

	Drivers	Team	Car	Lap	Best Time	Gap	Diff	Kph	Day Time
1	31 P.Niederhauser(CHE)/K.van der Linde(ZAF)	HCB-Rutronik-Racing	Audi R8 LMS GT3	4	1:17.857			168.5	9:01:02
2	21 J.Eriksson(SWE)/D.Keilwitz(DEU)	TeamZAKSPEEDBKKMobilOilRacing	Mercedes-AMG GT3	5	1:18.113	0.256	0.256	167.9	9:02:37
3	47 I.Dontje(NLD)/M.Götz(DEU)	MANN-FILTER Team HTP(DEU)	Mercedes-AMG GT3	4	1:18.279	0.422	0.166	167.6	8:59:55
4	29 M.Hofer(AUT)(J)/C.Mies(DEU)	MontaplastbyLand-Motorsport(DEU)	Audi R8 LMS GT3	4	1:18.287	0.430	0.008	167.6	9:02:32
5	33 F.Salaquarda(CZE)/F.Stippler(DEU)	Team ISR(CZE)	Audi R8 LMS GT3	4	1:18.340	0.483	0.053	167.5	9:01:40
6	7 L.Ludwig(DEU)/S.Asch(DEU)	HB Racing(AUT)	Ferrari 488 GT3	5	1:18.379	0.522	0.039	167.4	9:01:44
7	63 C.Engelhart(DEU)/M.Bortolotti(ITA)	ORANGE1 by GRT Grasser(AUT)	LamborghiniHuracanGT3E	4	1:18.426	0.569	0.047	167.3	9:01:50
8	18 A.de Leener(BEL)/M.Cairolì(ITA)	KÜS TEAM75 Bernhard(DEU)	Porsche 911 GT3 R	4	1:18.500	0.643	0.074	167.1	9:01:51
9	82 R.Ineichen(CHE)(T)/F.Perera(FRA)	ORANGE1 by GRT Grasser(AUT)	LamborghiniHuracanGT3E	4	1:18.576	0.719	0.076	166.9	9:02:14
10	24 M.Ortmann(DEU)(J)/M.Winkelhock(DEU)	BWT Mücke Motorsport(DEU)	Audi R8 LMS GT3	5	1:18.723	0.866	0.147	166.6	9:04:09
11	1 T.Preining(AUT)/R.Renauer(DEU)	Precote Herberth Motorsport(DEU)	Porsche 911 GT3 R	5	1:18.826	0.969	0.103	166.4	9:02:23
12	17 T.Bernhard(DEU)/K.Bachler(AUT)	KÜS TEAM75 Bernhard(DEU)	Porsche 911 GT3 R	6	1:18.952	1.095	0.126	166.2	9:02:26
13	25 S.Palette(FRA)/J.Schmidt(CHE)(J)	BWT Mücke Motorsport(DEU)	Audi R8 LMS GT3	3	1:19.042	1.185	0.090	166.0	9:02:00
14	14 N.Sylvest(DNK)(J)/J.Klingmann(DEU)	MRS GT-Racing(DEU)	BMW M6 GT3	6	1:19.046	1.189	0.004	166.0	9:01:35
15	26 N.Rogivue(CHE)(J)/S.Mücke(DEU)	BWT Mücke Motorsport(DEU)	Audi R8 LMS GT3	5	1:19.134	1.277	0.088	165.8	9:03:24
16	69 L.Luhr(DEU)/M.Holzer(DEU)	Iron Force Racing	Porsche 911 GT3 R	6	1:19.239	1.382	0.105	165.6	9:02:40
17	28 R.Feller(CHE)(J)/F.Vervisch(BEL)	MontaplastbyLand-Motorsport(DEU)	Audi R8 LMS GT3	6	1:19.274	1.417	0.035	165.5	9:03:47
18	12 F.Spengler(DEU)/C.Jöns(DEU)	EFP Car Collection by TECE	Audi R8 LMS GT3	4	1:19.402	1.545	0.128	165.2	9:00:02
19	13 D.Jahn(DEU)/S.Barth(DEU)(T)	RWT Racing(AUT)	Corvette C7 GT3-R	5	1:19.491	1.634	0.089	165.0	9:00:48
20	3 M.Pommer(DEU)/M.Hackländer(DEU)	Aust Motorsport(DEU)	Audi R8 LMS GT3	5	1:19.539	1.682	0.048	164.9	9:00:38
21	36 M.Dienst(DEU)(J)/A.Read(AUS)(J)	Schütz Motorsport(DEU)	Mercedes-AMG GT3	5	1:19.614	1.757	0.075	164.8	9:02:25
22	20 M.Wishofer(AUT)(J)/K.Snoeks(NLD)	TeamZAKSPEEDBKKMobilOilRacing	Mercedes-AMG GT3	3	1:19.674	1.817	0.060	164.6	9:00:58
23	11 E.Erhart(DEU)/P.Kaffer(DEU)	EFP Car Collection by TECE	Audi R8 LMS GT3	4	1:19.722	1.865	0.048	164.5	8:59:59
24	71 W.Tregurtha(GBR)(J)/M.Paul(DEU)(J)	T3 Motorsport	Audi R8 LMS GT3	5	1:19.840	1.983	0.118	164.3	9:01:22
25	48 P.Ellis(GBR)/F.Vettel(DEU)(J)	MANN-FILTER Team HTP(DEU)	Mercedes-AMG GT3	7	1:19.966	2.109	0.126	164.0	9:03:26
26	8 D.Marschall(DEU)(J)/C.Schreiner(DEU)(J)	HCB-Rutronik-Racing	Audi R8 LMS GT3	7	1:19.980	2.123	0.014	164.0	8:48:36
27	4 R.Lips(CHE)(T)/S.Tribaudini(FRA)(T)	Aust Motorsport(DEU)	Audi R8 LMS GT3	8	1:20.127	2.270	0.147	163.7	9:01:55

Subject to final scrutineering!

Publication time:	Clerk of the Course: Marcel Putsche	Timekeeper: Daniel Schulze
-------------------	-------------------------------------	----------------------------

Timing: SWISSTIMING

ver: 1.0

www.adac.de/motorsport

Page 1/ 1 printed: 29.9.2019 9:07

ADAC Vorteilswelt

Audi Sport

motorsport

CAMP DAVID

DEKRA

Elbrach

Herrenausstatter.de

KÄRCHER

kfzteile24

KÜHNE+NAGEL

PIRELLI

postcon

RR RACEBOOM

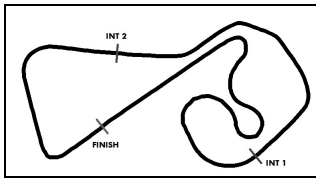
RAVENOL

Sport Bild

TWIN BUSCH

DMSB





ADAC GT Masters

Sector List Qualifying 2



Provisional

Sachsenring, Length: 3645m
 Air temperature: 14.07°C
 Track temperature: 14.09°C
 Weather condition: Dry

DMSB Reg. Nr.: DMSB 255/19

Sunday, September 29, 2019 8:35:00

Lap	Time	SE1	SP1	SE2	SP2	SE3	SP3	TSP	Lap	Time	SE1	SP1	SE2	SP2	SE3	SP3	TSP
1	Preining, AUT / Renauer, DEU								theoretical besttime: 1:18.811								
1	21:51.557	21:08.294		20.257		23.006	171		5	1:18.826	40.874		17.289		20.663	173	221
2	1:27.430	44.404		20.379		22.647	174	217	6	1:19.538	41.033		17.274		21.231	177	219
3	1:25.516	41.983		19.255		24.278	175	219	7	1:24.696	41.167		17.446		26.083	58	220
4	1:19.050	40.990		17.381		20.679	177	221									

3	Pommer, DEU / Hackländer, DEU								theoretical besttime: 1:19.539								
1	15:25.290	14:23.672		28.448		33.170	56		5	1:19.539	41.064		17.506		20.969	173	220
2	6:00.911	5:11.771		21.442		27.698	168		6	1:35.012	41.120		23.607		30.285	171	220
3	1:30.670	44.227		20.912		25.531	173	213	7	1:25.411	44.383		19.855		21.173	173	218
4	1:20.835	41.713		17.962		21.160	175	219	8	1:24.473	41.513		18.054		24.906	58	219

4	Lips, CHE / Tribaudini, FRA								theoretical besttime: 1:20.117								
1	12:25.812	11:39.650		22.199		23.963	162		7	1:20.327	41.590		17.696		21.041	173	221
2	1:34.249	47.036		20.099		27.114	52	213	8	1:20.127	41.600		17.585		20.942	173	220
3	5:57.014	5:16.116		19.051		21.847	170		9	1:22.873	41.744		18.103		23.026	175	220
4	1:25.160	42.987		19.654		22.519	173	218	10	1:27.908	42.078		19.410		26.420	168	221
5	1:25.642	43.122		20.333		22.187	171	220	11	1:24.321	43.235		19.329		21.757	169	218
6	1:26.119	41.680		17.802		26.637	174	220									

7	Ludwig, DEU / Asch, DEU								theoretical besttime: 1:18.379								
1	21:06.908	20:14.004		25.230		27.674	158		5	1:18.379	40.487		17.257		20.635	174	225
2	1:35.862	49.170		23.078		23.614	178	204	6	1:23.766	40.708		17.347		25.711	174	223
3	1:24.080	41.383		18.623		24.074	174	221	7	1:20.851	41.033		17.307		22.511	177	223
4	1:18.791	40.701		17.303		20.787	175	222	8	1:29.518	40.948		17.561		31.009	44	223

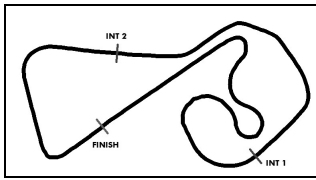
8	Marshall, DEU / Schreiner, DEU								theoretical besttime: 1:19.980								
1	4:59.416	4:02.761		27.896		28.759	152		7	1:19.980	41.565		17.583		20.832	170	221
2	1:41.495	53.065		23.091		25.339	162	210	8	1:27.273	42.201		18.929		26.143	59	219
3	1:31.262	47.078		20.595		23.589	178	216	9	8:17.851	7:35.071		20.010		22.770	171	
4	1:22.596	42.955		18.404		21.237	169	220	10	1:24.740	43.338		18.856		22.546	169	221
5	1:21.048	42.118		17.986		20.944	171	219	11	1:28.750	45.713		18.480		24.557	174	220
6	1:20.311	41.689		17.741		20.881	170	221	12	1:26.616	42.083		18.194		26.339	59	221

11	Erhart, DEU / Kaffer, DEU								theoretical besttime: 1:19.502								
1	20:38.809	19:43.331		26.647		28.831	157		5	1:26.826	44.232		20.312		22.282	173	221
2	1:38.428	49.138		23.587		25.703	168	184	6	1:20.401	41.318		17.482		21.601	169	221
3	1:21.381	42.477		17.801		21.103	173	219	7	1:20.654	41.644		17.955		21.055	174	220
4	1:19.722	41.538		17.436		20.748	171	221	8	1:21.070	41.650		17.934		21.486	169	221

12	Spengler, DEU / Jöns, DEU								theoretical besttime: 1:19.167								
1	20:48.995	19:48.519		27.214		33.262	163		5	1:30.971	47.829		21.718		21.424	171	220
2	1:34.258	44.237		20.773		29.248	174	211	6	1:19.708	41.247		17.513		20.948	171	219
3	1:19.525	41.326		17.321		20.878	174	217	7	1:20.092	41.410		17.590		21.092	166	220
4	1:19.402	40.968		17.390		21.044	175	220	8	1:29.090	41.713		17.943		29.434	59	219

13	Jahn, DEU / Barth, DEU								theoretical besttime: 1:19.484								
1	11:19.972	10:23.708		26.604		29.660	139		6	1:19.781	41.335		17.448		20.998	177	225
2	1:57.820	56.812		26.867		34.141	60	145	7	1:28.527	44.549		20.460		23.518	180	206
3	9:49.307	9:06.698		19.734		22.875	185		8	1:20.056	41.494		17.540		21.022	174	225
4	1:20.779	41.766		17.711		21.302	173	223	9	1:28.265	42.398		19.731		26.136	60	224
5	1:19.491	41.190		17.455		20.846	175	224									

14	Sylvest, DNK / Klingmann, DEU								theoretical besttime: 1:19.041								
1	3:39.683	2:35.334		30.983		33.366	111		5	1:19.311	41.220		17.343		20.748	177	224
2	2:01.988	59.863		29.524		32.601	59	98	6	1:19.046	41.118		17.175		20.753	177	224
3	16:46.186	16:01.690		20.979		23.517	169		7	1:26.481	46.551		18.723		21.207	177	224
4	1:28.584	46.644		20.471		21.469	174	218	8	1:26.196	41.681		18.069		26.446	46	224



ADAC GT Masters

Sector List Qualifying 2



Provisional

Sachsenring, Length: 3645m

Air temperature: 14.07°C

Track temperature: 14.09°C

Weather condition: Dry

DMSB Reg. Nr.: DMSB 255/19

Sunday, September 29, 2019 8:35:00

Lap	Time	SE1	SP1	SE2	SP2	SE3	SP3	TSP	Lap	Time	SE1	SP1	SE2	SP2	SE3	SP3	TSP
17	Bernhard, DEU / Bachler, AUT								theoretical besttime: 1:18.864								
1	20:46.155	20:02.948		20.319		22.888	173		5	1:19.741	41.166		17.651		20.924	174	221
2	1:23.008	43.659		18.175		21.174	173	213	6	1:18.952	40.869		17.295		20.788	175	221
3	1:19.316	40.903		17.515		20.898	170	221	7	1:25.495	40.962		17.337		27.196	58	221
4	1:18.957	40.872		17.207		20.878	168	221									

18	de Leener, BEL / Cairoli, ITA								theoretical besttime: 1:18.500								
1	22:45.701	22:03.667		19.553		22.481	170		4	1:18.500	40.588		17.253		20.659	177	220
2	1:27.367	42.445		18.720		26.202	170	214	5	1:22.370	40.979		18.184		23.207	177	220
3	1:19.059	40.931		17.407		20.721	177	221	6	1:23.632	40.801		17.283		25.548	58	221

20	Wishofer, AUT / Snoeks, NLD								theoretical besttime: 1:19.292								
1	23:12.818	22:27.226		21.748		23.844	170		4	1:19.694	41.187		17.390		21.117	173	221
2	1:25.424	42.905		19.166		23.353	174	219	5	1:25.340	42.389		19.505		23.446	166	220
3	1:19.674	41.408		17.551		20.715	171	221	6	1:48.540	41.927		28.775		37.838	50	218

21	Eriksson, SWE / Keilwitz, DEU								theoretical besttime: 1:18.113								
1	21:53.552	21:01.213		24.950		27.389	155		5	1:18.113	40.313		17.052		20.748	174	220
2	1:34.377	48.954		22.140		23.283	171	193	6	1:28.809	42.185		20.319		26.305	177	220
3	1:24.638	45.080		18.008		21.550	177	164	7	1:28.037	40.597		18.415		29.025	57	221
4	1:26.220	43.067		18.759		24.394	178	222									

24	Ortmann, DEU / Winkelhock, DEU								theoretical besttime: 1:18.723								
1	23:11.517	22:20.108		23.614		27.795	160		4	1:19.319	41.125		17.565		20.629	173	218
2	1:41.967	51.747		21.352		28.868	171	169	5	1:18.723	40.841		17.288		20.594	173	219
3	1:37.327	51.526		20.205		25.596	175	156	6	1:27.405	42.112		18.972		26.321	51	219

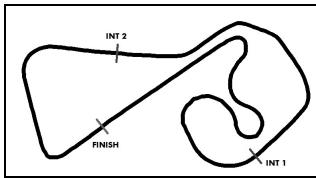
25	Palette, FRA / Schmidt, CHE								theoretical besttime: 1:18.924								
1	24:14.851	23:21.799		23.852		29.200	165		4	1:23.050	41.353		19.222		22.475	177	221
2	1:25.400	45.105		18.313		21.982	175	209	5	1:19.061	40.992		17.250		20.819	171	221
3	1:19.042	41.110		17.238		20.694	174	221	6	1:41.154	52.839		22.261		26.054	58	220

26	Rogivue, CHE / Mücke, DEU								theoretical besttime: 1:19.038								
1	23:00.797	22:14.769		21.042		24.986	165		5	1:19.134	41.133		17.320		20.681	170	218
2	1:25.231	44.485		18.514		22.232	171	213	6	1:20.612	41.226		17.634		21.752	170	219
3	1:19.428	41.133		17.395		20.900	173	219	7	1:49.391	56.194		20.704		32.493	28	219
4	1:19.154	41.037		17.390		20.727	169	219									

28	Feller, CHE / Vervisch, BEL								theoretical besttime: 1:21.440								
1	21:50.693	21:05.005		21.540		24.148	163		5	1:19.430	41.041					169	221
2	1:35.864	44.795		20.980		30.089	174	213	6	1:19.274	41.065					174	221
3	1:21.852	41.379		17.645		22.828	171	220	7	1:28.672	42.761		19.288		26.623	59	221
4	1:19.484	40.967					169	219									

29	Hofer, AUT / Mies, DEU								theoretical besttime: 1:18.287								
1	23:13.905	22:30.136		21.023		22.746	173		4	1:18.287	40.506		17.224		20.557	175	222
2	1:37.831	46.338		24.731		26.762	175	217	5	1:23.619	40.667		17.274		25.678	174	221
3	1:21.912	41.024		17.608		23.280	174	221	6	1:19.061	40.877		17.389		20.795	174	221

31	Niederhauser, CHE / van der Linde, ZAF								theoretical besttime: 1:17.857								
1	21:48.654	21:03.472		21.643		23.539	158		4	1:17.857	40.471		16.945		20.441	174	222
2	1:27.433	45.082		19.248		23.103	168	211	5	1:24.879	40.522		17.912		26.445	59	221
3	1:27.291	42.837		20.813		23.641	180	214									



ADAC GT Masters

Sector List Qualifying 2

Provisional



Sachsenring, Length: 3645m

Air temperature: 14.07°C

Track temperature: 14.09°C

Weather condition: Dry

DMSB Reg. Nr.: DMSB 255/19

Sunday, September 29, 2019 8:35:00

Lap	Time	SE1	SP1	SE2	SP2	SE3	SP3	TSP	Lap	Time	SE1	SP1	SE2	SP2	SE3	SP3	TSP
33	Salaquarda, CZE / Stippler, DEU								theoretical besttime: 1:18.325								
1	22:34.290	21:40.306		24.088		29.896	164		5	1:52.644	1:05.514		22.569		24.561	175	222
2	1:27.908	47.952		17.940		22.016	173	171	6	1:19.373	40.917		17.385		21.071	174	222
3	1:19.090	41.239		17.123		20.728	175	221	7	1:40.402	46.053		22.846		31.503	30	222
4	1:18.340	40.543		17.138		20.659	174	223									

36	Dienst, DEU / Read, AUS								theoretical besttime: 1:19.412								
1	16:24.571	15:29.617		23.112		31.842	48		5	1:19.614	41.273		17.415		20.926	173	219
2	6:52.996	6:10.495		18.496		24.005	173		6	1:19.861	41.095		17.391		21.375	171	218
3	1:27.643	42.904		19.505		25.234	174	218	7	1:20.048	41.348		17.507		21.193	171	218
4	1:19.791	41.318		17.497		20.976	170	219									

47	Dontje, NLD / Götz, DEU								theoretical besttime: 1:18.215								
1	20:29.131	19:39.466		23.342		26.323	140		5	1:29.178	45.156		19.507		24.515	177	223
2	1:37.336	48.240		20.882		28.214	162	189	6	1:20.753	40.884		16.964		22.905	175	222
3	1:29.772	42.538		17.870		29.364	178	216	7	1:18.588	40.707		17.032		20.849	155	222
4	1:18.279	40.757		16.978		20.544	174	221	8	1:26.288	41.898		18.134		26.256	59	214

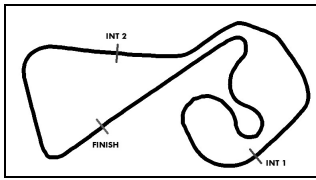
48	Ellis, GBR / Vettel, DEU								theoretical besttime: 1:19.694								
1	19:26.567	18:24.481		29.828		32.258	131		6	1:23.362	41.401		17.905		24.056	173	220
2	1:52.247	55.190		25.288		31.769	168	136	7	1:19.966	41.502		17.343		21.121	173	219
3	1:34.862	46.246		20.501		28.115	173	204	8	1:20.893	41.801		17.789		21.303	173	219
4	1:28.725	41.336		17.819		29.570	177	219	9	1:29.101	43.544		20.016		25.541	60	220
5	1:20.462	41.262		17.311		21.889	174	220									

63	Engelhart, DEU / Bortolotti, ITA								theoretical besttime: 1:18.181								
1	22:43.448	22:02.089		19.326		22.033	171		5	1:26.599	41.977		21.150		23.472	173	221
2	1:28.990	43.725		18.869		26.396	170	219	6	1:18.765	40.806		17.231		20.728	174	220
3	1:18.543	40.861		17.148		20.534	177	219	7	1:28.132	41.478		19.165		27.489	58	221
4	1:18.426	40.533		17.114		20.779	175	221									

69	Luhr, DEU / Holzer, DEU								theoretical besttime: 1:19.163								
1	11:29.576	10:35.331		21.602		32.643	57		5	1:26.523	42.420		20.794		23.309	171	222
2	10:41.471	9:58.946		19.059		23.466	171		6	1:19.239	40.952		17.382		20.905	171	222
3	1:21.298	41.856		17.641		21.801	178	219	7	1:19.305	41.079		17.397		20.829	175	220
4	1:21.494	41.258		17.803		22.433	174	222	8	1:20.125	41.381		17.619		21.125	174	220

71	Tregurtha, GBR / Paul, DEU								theoretical besttime: 1:19.636								
1	20:51.272	20:04.910		22.366		23.996	168		5	1:19.840	41.308		17.606		20.926	173	220
2	1:27.060	45.889		19.131		22.040	170	214	6	1:20.219	41.200		18.075		20.944	173	222
3	1:20.722	41.885		17.823		21.014	171	219	7	1:20.015	41.352		17.691		20.972	173	219
4	1:22.382	43.821		17.731		20.830	174	222	8	1:20.676	41.682		17.747		21.247	169	219

82	Ineichen, CHE / Perera, FRA								theoretical besttime: 1:18.576								
1	23:10.051	22:22.820		22.802		24.429	162		4	1:18.576	40.718		17.158		20.700	175	223
2	1:26.061	44.797		18.615		22.649	177	214	5	1:32.289	48.195		19.903		24.191	174	223
3	1:19.017	40.864		17.316		20.837	175	222	6	1:23.370	40.885		20.807		21.678	174	222



ADAC GT Masters

Top speed list Qualifying 2

Provisional



Sachsenring, Length: 3645m

Air temperature: 14.07°C

Track temperature: 14.09°C

Weather condition: Dry

DMSB Reg. Nr.: DMSB 255/19

Sunday, September 29, 2019 8:35:00

#	Name (NAT)	Team	Car name	Speed	Lap	Race time
7	Sebastian Asch (DEU)	HB Racing (AUT)	Ferrari 488 GT3	225.00	5	25:30.852
13	Sven Barth (DEU)	RWT Racing (AUT)	Corvette C7 GT3-R	225.00	6	25:52.554
14	Jens Klingmann (DEU)	MRS GT-Racing (DEU)	BMW M6 GT3	224.53	6	25:20.953
47	Maximilian Götz (DEU)	MANN-FILTER Team HTP (DEU)	Mercedes-AMG GT3	223.60	5	24:59.738
33	Frank Stippler (DEU)	Team ISR (CZE)	Audi R8 LMS GT3	223.14	4	25:26.514
82	Franck Perera (FRA)	ORANGE1 by GRT Grasser (AUT)	Lamborghini Huracan GT3 EVO	223.14	4	26:00.369
69	Marco Holzer (DEU)	Iron Force Racing	Porsche 911 GT3 R	222.68	4	23:37.561
31	Kelvin van der Linde (ZAF)	HCB-Rutronik-Racing	Audi R8 LMS GT3	222.68	4	24:48.625
71	Maximilian Paul (DEU)	T3 Motorsport	Audi R8 LMS GT3	222.22	4	23:44.336
21	Daniel Keilwitz (DEU)	Team ZAKSPEED BKK Mobil Oil Racing (DEU)	Mercedes-AMG GT3	222.22	4	24:57.814
29	Christopher Mies (DEU)	Montaplast by Land-Motorsport (DEU)	Audi R8 LMS GT3	222.22	4	26:18.882
8	Carrie Schreiner (DEU)	HCB-Rutronik-Racing	Audi R8 LMS GT3	221.76	6	11:01.109
1	Robert Renauer (DEU)	Precote Herberth Motorsport (DEU)	Porsche 911 GT3 R	221.76	4	24:49.742
17	Klaus Bachler (AUT)	KÜS TEAM75 Bernhard (DEU)	Porsche 911 GT3 R	221.76	5	24:52.701
11	Pierre Kaffer (DEU)	EFP Car Collection by TECE	Audi R8 LMS GT3	221.76	5	25:03.615
63	Mirko Bortolotti (ITA)	ORANGE1 by GRT Grasser (AUT)	Lamborghini Huracan GT3 EVO	221.76	4	25:36.231
28	Frederic Vervisch (BEL)	Montaplast by Land-Motorsport (DEU)	Audi R8 LMS GT3	221.76	5	26:13.166
18	Matteo Cairoli (ITA)	KÜS TEAM75 Bernhard (DEU)	Porsche 911 GT3 R	221.31	3	24:18.310
4	Stephane Tribaudini (FRA)	Aust Motorsport (DEU)	Audi R8 LMS GT3	221.31	7	24:19.273
20	Kelvin Snoeks (NLD)	Team ZAKSPEED BKK Mobil Oil Racing (DEU)	Mercedes-AMG GT3	221.31	3	24:43.519
25	Jeffrey Schmidt (CHE)	BWT Mücke Motorsport (DEU)	Audi R8 LMS GT3	221.31	3	25:45.510
3	Maximilian Hackländer (DEU)	Aust Motorsport (DEU)	Audi R8 LMS GT3	220.85	5	24:22.991
48	Fabian Vettel (DEU)	MANN-FILTER Team HTP (DEU)	Mercedes-AMG GT3	220.85	5	24:27.651
12	Christer Jöns (DEU)	EFP Car Collection by TECE	Audi R8 LMS GT3	220.85	5	25:07.486
36	Aidan Read (AUS)	Schütz Motorsport (DEU)	Mercedes-AMG GT3	219.95	4	24:50.515
24	Markus Winkelhock (DEU)	BWT Mücke Motorsport (DEU)	Audi R8 LMS GT3	219.95	6	29:14.150
26	Stefan Mücke (DEU)	BWT Mücke Motorsport (DEU)	Audi R8 LMS GT3	219.51	3	24:31.356