



ADAC Formel 4

Result List Race 2



Provisional

DMSB Reg. Nr.: DMSB 256/19

Amended
28.9.2019 - 20:14

Sachsenring, Length: 3645m
Air temperature: 16.31°C
Track temperature: 19.87°C
Weather condition: Dry

Saturday, September 28, 2019 17:15:00

started : 17 classified : 14 not classified : 3

Nr.	Drivers	Team	Laps	Total Time	Gap	Kph	Lap	Time	Kph
Cl.	Car	Competitor							
1	21 T.Pourchaire(FRA) ADAC Formel 4	(T) US Racing - CHR(S)DEU US Racing - CHR(S)	20	31:20.913		138.6	11	1:19.966	164.0
2	62 D.Hauger(NOR) ADAC Formel 4	(T) Van Amersfoort Racing(NLD) Van Amersfoort Racing	20	31:22.021	1.108	138.6	6	1:20.005	164.0
3	5 G.Petecof(BRA) ADAC Formel 4	(T) Prema Powerteam SRL(ITA) Prema Powerteam SRL	20	31:22.631	1.718	138.6	6	1:19.958	164.1
4	14 G.Saucy(SUI) ADAC Formel 4	(T) R-ACE GP R-ACE GP	20	31:25.761	4.848	138.4	11	1:20.656	162.6
5	17 A.Leclerc(MCO) ADAC Formel 4	(T) US Racing - CHR(S)DEU US Racing - CHR(S)	20	31:26.601	5.688	138.4	6	1:20.473	163.0
6	26 J.Dürksen(PAR) R ADAC Formel 4	(T) ADAC Berlin-Brandenburg e.V.(DEU) ADAC Berlin-Brandenburg e.V.	20	31:26.942	6.029	138.5	6	1:20.036	163.9
7	28 A.Ghiretti(FRA) ADAC Formel 4	US Racing - CHR(S)DEU US Racing - CHR(S)	20	31:27.355	6.442	138.3	12	1:20.459	163.0
8	7 R.Stanek(CZE) R ADAC Formel 4	US Racing - CHR(S)DEU US Racing - CHR(S)	20	31:28.047	7.134	138.4	12	1:20.613	162.7
9	44 M.Belov(RUS) ADAC Formel 4	(T) R-ACE GP R-ACE GP	20	31:28.557	7.644	138.0	12	1:20.693	162.6
10	8 L.Alleco Roy(MCO) ADAC Formel 4	Van Amersfoort Racing(NLD) Van Amersfoort Racing	20	31:29.168	8.255	138.3	6	1:21.224	161.5
11	3 P.Aron(EST) R ADAC Formel 4	(T) Prema Powerteam SRL(ITA) Prema Powerteam SRL	20	31:55.344	34.431	138.5	12	1:20.601	162.8
12	10 O.Rasmussen(DNK) ADAC Formel 4	Prema Powerteam SRL(ITA) Prema Powerteam SRL	18	28:04.227	2LAPS	139.7	13	1:20.915	162.1
13	6 I.Cohen(ISR) ADAC Formel 4	(T) Van Amersfoort Racing(NLD) Van Amersfoort Racing	18	28:04.295	2LAPS	140.3	3	1:20.668	162.6
14	2 N.Göhler(DEU) R ADAC Formel 4	(T) ADAC Berlin-Brandenburg e.V.(DEU) ADAC Berlin-Brandenburg e.V.	18	28:04.800	2LAPS	139.7	5	1:21.399	161.2
Not classified									
15	L.Toth(HUN) ADAC Formel 4	R-ACE GP R-ACE GP	13	19:15.879	7LAPS	147.5	3	1:21.334	161.3
16	S.Estner(DEU) ADAC Formel 4	Van Amersfoort Racing(NLD) Van Amersfoort Racing	13	19:16.016	7LAPS	147.3	6	1:21.052	161.8
12	K.Thaqi(KOS) R ADAC Formel 4	ADAC Berlin-Brandenburg e.V.(DEU) ADAC Berlin-Brandenburg e.V.	5	7:00.035	15LAPS	158.7	4	1:21.977	160.0

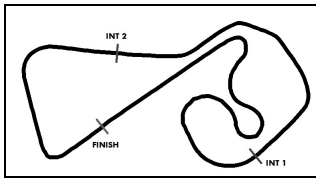
Fastest lap of the race. Car 5 driver Gianluca Petecof on lap 6. Time 1:19.958, average speed 164.1 km/h.

Following race director decision drive through penalty converted into a time penalty of 30 seconds for car no. 3

Following stewards decision no. 16 - 2.5s penalty for the car no. 26

T =nominated for Team Classification

Subject to final scrutineering!		
Publication time:	Clerk of the Course: Marcel Putsche	Timekeeper: Daniel Schulze



ADAC Formel 4

Class Result List Race 2



Provisional

DMSB Reg. Nr.: DMSB 256/19

Saturday, September 28, 2019 17:15:00

Sachsenring, Length: 3645m
 Air temperature: 16.31°C
 Track temperature: 19.87°C
 Weather condition: Dry

started : 17 classified : 14 not classified : 3

Nr. Drivers Car	Team Competitor	Laps	Total Time	Gap	Kph	Lap	Time	Kph
--------------------	--------------------	------	------------	-----	-----	-----	------	-----

CLASS: Rookie

Started: 5 Classified: 4 Not Classified: 1

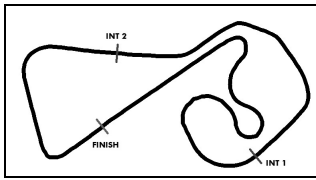
1	26 J.Dürksen(PAR) ADAC Formel 4	ADAC Berlin-Brandenburg e.V.(DEU) ADAC Berlin-Brandenburg e.V.	20	31:24.442		138.5	6	1:20.036	163.9
2	7 R.Stanek(CZE) ADAC Formel 4	US Racing - CHRS(DEU) US Racing - CHRS	20	31:28.047	3.605	138.4	12	1:20.613	162.7
3	3 P.Aron(EST) ADAC Formel 4	Prema Powerteam SRL(ITA) Prema Powerteam SRL	20	31:55.344	30.902	138.5	12	1:20.601	162.8
4	2 N.Göhler(DEU) ADAC Formel 4	ADAC Berlin-Brandenburg e.V.(DEU) ADAC Berlin-Brandenburg e.V.	18	28:04.800	2LAPS	139.7	5	1:21.399	161.2
Not classified									
12	K.Thaqi(KOS) ADAC Formel 4	ADAC Berlin-Brandenburg e.V.(DEU) ADAC Berlin-Brandenburg e.V.	5	7:00.035	15LAPS	158.7	4	1:21.977	160.0

Fastest lap of the class. Car 26 driver Joshua Dürksen on lap 6. Time 1:20.036, average speed 163.9 km/h.

Following race director decision drive through penalty converted into a time penalty of 30 seconds for car no. 3

T =nominated for Team Classification

Subject to final scrutineering!		
Publication time:	Clerk of the Course: Marcel Putsche	Timekeeper: Daniel Schulze



ADAC Formel 4

Sector List Race 2



Provisional

Sachsenring, Length: 3645m
Air temperature: 16.31°C
Track temperature: 19.87°C
Weather condition: Dry

DMSB Reg. Nr.: DMSB 256/19

Saturday, September 28, 2019 17:15:00

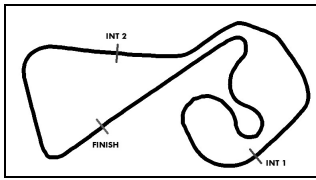
Lap	Time	SE1	SP1	SE2	SP2	SE3	SP3	TSP	Lap	Time	SE1	SP1	SE2	SP2	SE3	SP3	TSP
2	Göhler, DEU								theoretical besttime: 1:21.324								
1	1:28.919	47.225		19.037		22.657	160	138	11	1:22.854	42.692		18.460		21.702	165	204
2	1:23.418	43.204		18.465		21.749	163	200	12	1:21.614	41.861		18.316		21.437	164	205
3	1:21.924	42.157		18.193		21.574	162	200	13	1:21.924	41.759		18.757		21.408	166	203
4	1:21.799	42.068		18.228		21.503	165	201	14	1:24.889	42.155		18.411		24.323	122	205
5	1:21.399	41.819		18.157		21.423	165	201	15	1:56.288	55.866		29.407		31.015	93	163
6	1:21.540	41.773		18.306		21.461	164	203	16	2:04.560	1:03.737		28.336		32.487	100	158
7	1:32.619	41.901		23.204		27.514	131	202	17	1:59.391	57.760		28.169		33.462	160	139
8	1:58.961	55.603		33.365		29.993	121	170	18	1:22.653	42.737		18.382		21.534	165	201
9	1:56.679	55.846		30.573		30.260	160	139	19								206
10	1:23.369	43.211		18.577		21.581	159	203									

3	Aron, EST								theoretical besttime: 1:20.594								
1	1:26.340	45.874		18.585		21.881	162		11	1:20.932	41.761		17.943		21.228	166	204
2	1:21.938	42.274		18.201		21.463	162	202	12	1:20.601	41.744		17.775		21.082	165	204
3	1:21.237	41.963		17.938		21.336	166	202	13	1:21.079	41.834		17.768		21.477	162	205
4	1:22.024	42.322		18.096		21.606	165	205	14	1:25.689	42.450		17.928		25.311	128	204
5	1:21.808	41.898		17.828		22.082	160	203	15	1:58.086	58.707		28.279		31.100	113	171
6	1:21.198	42.158		17.893		21.147	164	200	16	2:04.775	1:03.652		29.170		31.953	100	161
7	1:29.341	41.650		20.340		27.351	119	204	17	2:02.204	58.065		28.430		35.709	164	146
8	2:01.444	57.716		32.944		30.784	105	155	18	1:22.103	42.660		17.979		21.464	169	203
9	1:59.296	55.942		31.135		32.219	163	153	19	1:24.177	41.821		17.841		24.515	116	204
10	1:21.739	42.431		17.937		21.371	162	206	20	1:59.333	59.149		28.935		31.249	116	166

5	Petecof, BRA								theoretical besttime: 1:19.926								
1	1:24.063	43.753		18.467		21.843	164	113	11	1:20.375	41.460		17.690		21.225	164	203
2	1:21.841	42.059		18.157		21.625	166	200	12	1:20.357	41.478		17.682		21.197	164	203
3	1:21.300	42.103		17.948		21.249	165	203	13	1:20.612	41.615		17.781		21.216	168	202
4	1:20.426	41.498		17.698		21.230	164	201	14	1:23.922	41.731		17.799		24.392	127	204
5	1:20.230	41.409		17.635		21.186	165	201	15	1:59.198	59.266		29.594		30.338	116	171
6	1:19.958	41.226		17.667		21.065	164	203	16	2:04.681	1:03.682		29.594		31.405	113	164
7	1:30.718	41.251		20.838		28.629	135	203	17	2:05.612	58.608		29.206		37.798	165	184
8	2:02.317	57.952		33.466		30.899	132	163	18	1:21.909	42.544		17.970		21.395	165	201
9	2:02.398	56.306		30.720		35.372	164	166	19	1:23.489	41.730		17.969		23.790	118	203
10	1:20.674	41.728		17.797		21.149	166	201	20	1:58.551	58.177		29.252		31.122	130	179

6	Cohen, ISR								theoretical besttime: 1:20.592								
1	1:34.479	54.012		18.733		21.734	165		11	1:21.438	42.006		18.110		21.322	166	205
2	1:21.461	41.899		18.363		21.199	165	200	12	1:21.069	41.872		18.011		21.186	165	203
3	1:20.668	41.551		17.913		21.204	164	200	13	1:20.877	41.836		17.868		21.173	168	203
4	1:20.898	41.639		18.023		21.236	166	201	14	1:27.584	41.961		18.608		27.015	119	204
5	1:22.388	42.511		18.226		21.651	160	204	15	1:56.695	56.412		29.267		31.016	96	168
6	1:20.946	41.851		17.887		21.208	165	199	16	2:04.580	1:03.758		28.406		32.416	96	147
7	1:31.391	41.549		22.732		27.110	136	202	17	1:59.676	57.572		28.189		33.915	166	142
8	1:59.005	55.366		33.663		29.976	118	159	18	1:22.918	42.972		18.264		21.682	164	206
9	1:56.214	55.531		30.737		29.946	164	137	19								201
10	1:22.008	42.174		18.425		21.409	165	205									

7	Stanek, CZE								theoretical besttime: 1:20.481								
1	1:27.398	46.532		18.828		22.038	163	133	11	1:21.265	41.981		18.111		21.173	164	201
2	1:22.091	42.315		18.357		21.419	163	201	12	1:20.613	41.471		17.932		21.210	163	202
3	1:21.297	41.712		18.333		21.252	163	201	13	1:21.434	41.486		17.980		21.968	159	202
4	1:21.541	42.096		18.163		21.282	165	202	14	1:25.829	41.610		18.075		26.144	135	203
5	1:21.557	42.354		18.125		21.078	163	204	15	1:57.871	57.757		28.921		31.193	118	161
6	1:21.755	42.362		18.110		21.283	164	202	16	2:04.584	1:03.085		29.540		31.959	98	169
7	1:29.611	41.650		21.239		26.722	129	204	17	2:00.980	57.707		28.934		34.339	165	154
8	2:01.109	57.533		33.242		30.334	91	151	18	1:22.416	42.883		18.117		21.416	165	203
9	1:58.701	56.196		30.622		31.883	164	157	19	1:25.483	42.431		18.212		24.840	110	204
10	1:22.921	43.164		18.458		21.299	164	203	20	1:59.591	1:00.408		28.262		30.921	105	146



ADAC Formel 4

Sector List Race 2

Provisional



Sachsenring, Length: 3645m
Air temperature: 16.31°C
Track temperature: 19.87°C
Weather condition: Dry

DMSB Reg. Nr.: DMSB 256/19

Saturday, September 28, 2019 17:15:00

Lap	Time	SE1	SP1	SE2	SP2	SE3	SP3	TSP	Lap	Time	SE1	SP1	SE2	SP2	SE3	SP3	TSP
8 Alleco Roy, MCO									theoretical besttime: 1:21.007								
1	1:26.918	46.010		18.873		22.035	156	136	11	1:23.983	43.943		18.306		21.734	166	203
2	1:23.139	43.266		17.971		21.902	162	198	12	1:21.360	41.885		18.060		21.415	166	204
3	1:21.560	42.165		17.918		21.477	165	201	13	1:21.991	42.171		18.383		21.437	169	204
4	1:21.413	41.674		18.255		21.484	165	204	14	1:24.574	42.256		18.217		24.101	118	204
5	1:22.412	42.130		18.351		21.931	166	204	15	1:56.380	56.184		29.446		30.750	96	152
6	1:21.224	41.807		17.954		21.463	168	204	16	2:04.650	1:03.936		28.361		32.353	108	145
7	1:31.858	41.809		22.434		27.615	129	206	17	1:59.535	57.858		28.247		33.430	165	133
8	2:00.194	56.549		33.758		29.887	105	157	18	1:22.856	42.971		18.162		21.723	168	204
9	1:57.286	56.004		30.176		31.106	162	131	19	1:31.877	47.595		20.379		23.903	160	204
10	1:23.200	43.119		18.141		21.940	163	203	20	1:52.758	53.036		28.648		31.074	89	201

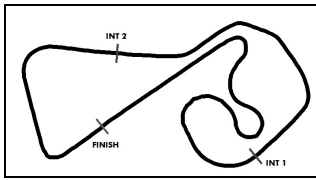
10 Rasmussen, DNK									theoretical besttime: 1:20.908								
1	1:27.810	46.859		18.794		22.157	164	132	11	1:21.563	42.178		17.940		21.445	168	199
2	1:22.626	42.700		18.335		21.591	166	200	12	1:21.142	41.795		17.976		21.371	166	203
3	1:21.492	42.138		17.924		21.430	166	204	13	1:20.915	41.781		17.756		21.378	166	202
4	1:21.527	41.841		17.952		21.734	165	205	14	1:27.356	41.984		18.497		26.875	110	204
5	1:22.346	42.006		18.369		21.971	163	204	15	1:56.700	56.612		28.967		31.121	99	179
6	1:21.464	41.977		17.979		21.508	166	203	16	2:04.472	1:03.366		28.765		32.341	96	155
7	1:33.281	41.893		23.365		28.023	134	204	17	2:00.171	57.523		28.392		34.256	164	145
8	1:59.190	55.529		33.205		30.456	105	160	18	1:23.016	42.903		18.152		21.961	163	204
9	1:56.580	55.399		30.652		30.529	164	125	19								201
10	1:22.576	42.502		18.271		21.803	160	206									

12 Thaqi, KOS									theoretical besttime: 1:21.945								
1	1:29.408	47.840		19.092		22.476	157	143	4	1:21.977	42.291		18.082		21.604	162	201
2	1:23.518	43.385		18.275		21.858	164	200	5	1:22.724	42.486		18.050		22.188	163	203
3	1:22.408	42.500		18.120		21.788	163	202	6		42.751						201

14 Saucy, SUI									theoretical besttime: 1:20.515								
1	1:24.865	44.544		18.399		21.922	164	117	11	1:20.656	41.401		17.924		21.331	165	203
2	1:21.765	42.078		18.070		21.617	163		12	1:20.821	41.520		17.881		21.420	164	203
3	1:22.042	42.062		18.447		21.533	163	202	13	1:21.476	41.565		18.022		21.889	158	202
4	1:20.976	41.564		18.022		21.390	163	202	14	1:24.770	41.971		18.175		24.624	123	201
5	1:21.201	41.888		17.978		21.335	165	201	15	1:58.527	58.055		29.296		31.176	113	159
6	1:20.800	41.589		17.978		21.233	163	201	16	2:04.785	1:03.724		28.956		32.105	96	150
7	1:30.362	41.274		20.651		28.437	124	202	17	2:02.681	57.784		28.550		36.347	163	158
8	2:01.877	58.181		33.183		30.513	113	148	18	1:22.683	42.287		18.293		22.103	164	201
9	2:00.412	56.099		30.816		33.497	164	160	19	1:24.241	41.937		18.165		24.139	120	202
10	1:21.615	42.302		18.062		21.251	165	199	20	1:59.206	59.210		28.704		31.292	115	162

15 Toth, HUN									theoretical besttime: 1:21.073								
1	1:28.684	47.503		18.928		22.253	162	140	8	1:58.958	55.720		33.255		29.983	111	164
2	1:22.349	42.591		18.216		21.542	163	199	9	1:56.822	55.959		30.488		30.375	162	131
3	1:21.334	41.988		17.980		21.366	164	201	10	1:23.293	43.359		18.186		21.748	165	204
4	1:21.340	41.780		17.927		21.633	166	204	11	1:21.955	42.193		18.238		21.524	166	205
5	1:22.335	42.112		18.138		22.085	163	203	12	1:21.520	41.907		18.059		21.554	159	202
6	1:21.853	42.171		18.232		21.450	163	204	13	1:22.278	42.335		18.236		21.707	166	200
7	1:33.158	42.004		23.270		27.884	136	202	14								203

16 Estner, DEU									theoretical besttime: 1:20.873								
1	1:27.090	46.194		18.876		22.020	163	131	8	2:00.540	56.756		33.517		30.267	99	169
2	1:21.864	42.282		17.949		21.633	165	202	9	1:57.248	55.571		30.512		31.165	165	142
3	1:21.739	41.587		17.852		22.300	162	203	10	1:23.609	42.837		18.499		22.273	162	205
4	1:21.966	42.317		18.215		21.434	168	201	11	1:23.605	43.529		18.525		21.551	166	201
5	1:22.608	42.287		18.439		21.882	164	205	12	1:21.140	41.718		17.986		21.436	166	204
6	1:21.052	41.695		17.903		21.454	166	203	13	1:22.063	42.171		18.341		21.551	168	204
7	1:31.492	41.962		22.147		27.383	141	207	14								204



ADAC Formel 4

Sector List Race 2



Provisional

Sachsenring, Length: 3645m
 Air temperature: 16.31°C
 Track temperature: 19.87°C
 Weather condition: Dry

DMSB Reg. Nr.: DMSB 256/19

Saturday, September 28, 2019 17:15:00

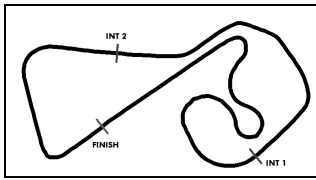
Lap	Time	SE1	SP1	SE2	SP2	SE3	SP3	TSP	Lap	Time	SE1	SP1	SE2	SP2	SE3	SP3	TSP
17	Leclerc, MCO								theoretical besttime: 1:20.251								
1	1:25.946	45.646		18.418		21.882	165	123	11	1:20.753	41.765		17.697		21.291	166	201
2	1:21.882	42.460		18.008		21.414	166	202	12	1:20.657	41.558		17.824		21.275	165	206
3	1:22.539	41.859		18.349		22.331	162	203	13	1:20.914	41.641		17.904		21.369	169	205
4	1:21.539	42.056		17.893		21.590	163	203	14	1:25.690	42.062		17.956		25.672	120	205
5	1:21.553	41.868		17.815		21.870	158	203	15	1:57.988	58.664		28.170		31.154	126	159
6	1:20.473	41.432		17.919		21.122	165	201	16	2:04.833	1:03.669		29.180		31.984	95	174
7	1:28.713	41.060		19.701		27.952	127	204	17	2:01.890	57.936		28.678		35.276	164	144
8	2:01.948	58.237		33.060		30.651	117	137	18	1:22.389	42.807		17.910		21.672	164	204
9	1:59.802	55.913		31.004		32.885	165	159	19	1:24.905	42.173		18.049		24.683	111	203
10	1:22.878	41.729		17.835		23.314	159	203	20	1:59.309	1:00.099		28.159		31.051	102	140

21	Pourchaire, FRA								theoretical besttime: 1:19.678								
1	1:23.081	43.321		18.208		21.552	165	104	11	1:19.966	41.056		17.820		21.090	165	201
2	1:22.219	42.057		18.228		21.934	159	202	12	1:20.310	41.195		17.971		21.144	165	201
3	1:20.851	41.394		18.037		21.420	165	198	13	1:20.860	41.443		18.163		21.254	165	200
4	1:20.424	41.334		17.901		21.189	163	200	14	1:24.612	41.586		18.161		24.865	132	202
5	1:20.580	41.386		17.912		21.282	165	200	15	1:59.191	59.297		29.695		30.199	121	166
6	1:19.991	41.010		17.790		21.191	165	200	16	2:04.475	1:03.946		29.336		31.193	129	169
7	1:30.802	40.964		21.457		28.381	143	202	17	2:06.077	58.930		29.114		38.033	160	176
8	2:02.308	58.043		33.385		30.880	133	169	18	1:20.675	41.484		17.950		21.241	164	198
9	2:02.413	56.405		30.622		35.386	163	181	19	1:21.784	41.150		17.930		22.704	142	201
10	1:20.097	41.268		17.905		20.924	165	200	20	2:00.197	59.702		29.513		30.982	146	168

26	Dürksen, PAR								theoretical besttime: 1:20.025								
1	1:25.458	45.428		18.365		21.665	162	129	11	1:20.680	41.559		17.919		21.202	166	204
2	1:21.475	41.950		18.053		21.472	163	204	12	1:20.443	41.419		17.790		21.234	166	204
3	1:22.301	41.986		18.743		21.572	163	205	13	1:20.979	41.705		17.911		21.363	163	203
4	1:20.708	41.411		17.940		21.357	164	203	14	1:25.629	41.884		17.981		25.764	123	203
5	1:20.078	41.130		17.784		21.164	164	204	15	1:58.496	58.169		28.837		31.490	123	155
6	1:20.036	41.141		17.771		21.124	166	203	16	2:04.522	1:03.919		28.734		31.869	114	147
7	1:31.511	41.249		21.165		29.097	122	204	17	2:03.416	58.380		28.676		36.360	163	142
8	2:01.761	58.039		33.097		30.625	118	147	18	1:21.917	42.429		18.021		21.467	157	201
9	2:00.472	56.042		30.819		33.611	164	160	19	1:23.835	41.728		18.029		24.078	120	203
10	1:21.309	42.068		17.986		21.255	165	203	20	1:59.416	59.152		28.778		31.486	117	156

28	Ghiretti, FRA								theoretical besttime: 1:20.447								
1	1:24.983	44.895		18.311		21.777	165	121	11	1:21.265	42.047		17.881		21.337	165	203
2	1:22.568	43.030		18.049		21.489	164		12	1:20.459	41.485		17.791		21.183	165	203
3	1:22.508	41.950		18.443		22.115	162	201	13	1:21.010	41.589		17.779		21.642	166	202
4	1:22.006	42.139		18.001		21.866	166	201	14	1:26.099	41.757		17.953		26.389	122	203
5	1:22.445	42.708		18.263		21.474	165	204	15	1:57.861	58.085		28.558		31.218	118	155
6	1:21.563	41.951		18.003		21.609	165	202	16	2:04.646	1:03.348		29.254		32.044	91	160
7	1:29.880	41.624		21.473		26.783	139	203	17	2:01.465	57.760		28.776		34.929	165	154
8	2:00.960	57.379		33.505		30.076	101	137	18	1:22.372	42.869		18.027		21.476	165	204
9	1:58.243	55.951		30.799		31.493	165	152	19	1:25.327	42.425		18.077		24.825	108	203
10	1:22.338	42.785		18.170		21.383	165		20	1:59.357	1:00.408		28.206		30.743	103	140

44	Belov, RUS								theoretical besttime: 1:20.684								
1	1:22.768	42.942		18.168		21.658	162	110	11	1:20.748	41.518		17.919		21.311	164	203
2	1:22.751	42.092		18.318		22.341	158	200	12	1:20.693	41.518		17.886		21.289	164	204
3	1:23.709	42.102		19.416		22.191	157	200	13	1:22.725	41.509		18.530		22.686	160	206
4	1:22.150	42.325		18.191		21.634	159	202	14	1:26.426	42.386		19.146		24.894	126	204
5	1:21.976	41.653		18.121		22.202	155	201	15	1:57.919	57.739		28.931		31.249	103	169
6	1:21.955	42.614		17.963		21.378	163	198	16	2:04.665	1:02.983		29.552		32.130	88	170
7	1:29.222	41.411		20.650		27.161	129	204	17	2:00.783	57.476		28.920		34.387	165	158
8	2:01.155	57.553		33.075		30.527	100	155	18	1:23.155	42.860		18.335		21.960	160	201
9	1:59.186	56.099		30.914		32.173	163	171	19	1:24.793	42.120		18.182		24.491	102	200
10	1:22.101	42.432		18.118		21.551	163	204	20	1:59.677	1:00.278		28.510		30.889	95	153



ADAC Formel 4

Sector List Race 2

Provisional

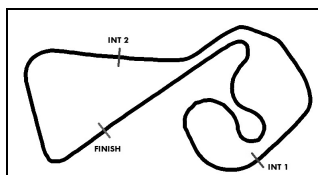


Sachsenring, Length: 3645m
 Air temperature: 16.31°C
 Track temperature: 19.87°C
 Weather condition: Dry

DMSB Reg. Nr.: DMSB 256/19

Saturday, September 28, 2019 17:15:00

Lap	Time	SE1	SP1	SE2	SP2	SE3	SP3	TSP	Lap	Time	SE1	SP1	SE2	SP2	SE3	SP3	TSP
62	Hauger, NOR								theoretical besttime: 1:19.819								
1	1:24.342	44.275		18.243		21.824	165	115	11	1:20.424	41.425		17.758		21.241	168	206
2	1:21.873	42.180		17.929		21.764	168	204	12	1:20.304	41.481		17.650		21.173	166	205
3	1:21.422	42.045		17.907		21.470	166	205	13	1:20.583	41.558		17.870		21.155	168	206
4	1:20.600	41.597		17.821		21.182	166	205	14	1:24.835	41.625		17.837		25.373	138	206
5	1:20.116	41.274		17.710		21.132	168	204	15	1:58.722	58.614		29.656		30.452	116	165
6	1:20.005	41.336		17.686		20.983	168	205	16	2:04.878	1:04.280		29.063		31.535	109	159
7	1:30.953	41.276		21.228		28.449	128	206	17	2:04.817	58.210		29.367		37.240	166	170
8	2:02.523	57.639		33.812		31.072	115	172	18	1:20.654	41.707		17.804		21.143	166	202
9	2:01.588	55.883		31.076		34.629	166	177	19	1:21.923	41.186		17.760		22.977	129	204
10	1:20.860	41.854		17.852		21.154	168	204	20	2:00.599	59.865		29.433		31.301	129	169



ADAC Formel 4

Top speed list Race 2

Provisional



Sachsenring, Length: 3645m

Air temperature: 16.31°C

Track temperature: 19.87°C

Weather condition: Dry

DMSB Reg. Nr.: DMSB 256/19

Saturday, September 28, 2019 17:15:00

#	Name (NAT)	Team	Car name	Speed	Lap	Race time
16	Sebastian Estner (DEU)	Van Amersfoort Racing (NLD)	ADAC Formel 4	207.29	7	8:21.910
62	Dennis Hauger (NOR)	Van Amersfoort Racing (NLD)	ADAC Formel 4	206.89	11	15:09.872
3	Paul Aron (EST)	Prema Powerteam SRL (ITA)	ADAC Formel 4	206.50	10	13:50.285
17	Arthur Leclerc (MCO)	US Racing - CHRS (DEU)	ADAC Formel 4	206.50	12	16:33.643
6	Ido Cohen (ISR)	Van Amersfoort Racing (NLD)	ADAC Formel 4	206.50	18	26:46.999
8	Lucas Alleco Roy (MCO)	Van Amersfoort Racing (NLD)	ADAC Formel 4	206.10	7	8:22.282
10	Oliver Rasmussen (DNK)	Prema Powerteam SRL (ITA)	ADAC Formel 4	206.10	10	13:51.981
44	Michael Belov (RUS)	R-ACE GP	ADAC Formel 4	206.10	13	17:54.074
2	Nico Göhler (DEU)	ADAC Berlin-Brandenburg e.V. (DEU)	ADAC Formel 4	206.10	19	28:10.426
26	Joshua Dürksen (PAR)	ADAC Berlin-Brandenburg e.V. (DEU)	ADAC Formel 4	205.32	3	2:52.577
15	Laszlo Toth (HUN)	R-ACE GP	ADAC Formel 4	205.32	11	15:15.785
28	Alessandro Ghiretti (FRA)	US Racing - CHRS (DEU)	ADAC Formel 4	204.93	5	5:37.703
7	Roman Stanek (CZE)	US Racing - CHRS (DEU)	ADAC Formel 4	204.93	19	28:08.656
5	Gianluca Petecof (BRA)	Prema Powerteam SRL (ITA)	ADAC Formel 4	204.54	14	19:10.919
14	Gregoire Saucy (SUI)	R-ACE GP	ADAC Formel 4	203.38	11	15:11.606
12	Kristian Thaqi (KOS)	ADAC Berlin-Brandenburg e.V. (DEU)	ADAC Formel 4	203.00	5	5:43.002
21	Theo Pourchaire (FRA)	US Racing - CHRS (DEU)	ADAC Formel 4	202.62	2	1:28.777