

ADAC GT Masters

Result List Race 1



Provisional

Sachsenring, Length: 3645m

DMSB Reg. Nr.: DMSB 255/19

Saturday, September 28, 2019 14:45:00

started : 27 classified : 26 not classified : 1

	Drivers	Team	Car	Laps	Total Time	Gap	Kph	Lap	Time	Kph
1	47 I.Dontje(NLD) /M.Götz(DEU)	MANN-FILTER Team HTP(DEU)	Mercedes-AMG GT3	45	1:02:09.810		158.2	4	1:20.275	163.4
2	29 M.Hofer(AUT)(J)/ C.Mies(DEU)	MontaplastbyLand-Motorsport(DEU)	Audi R8 LMS GT3	45	1:02:41.494	31.684	157.0	30	1:21.249	161.5
3	20 M.Wischofer(AUT)(J) /K.Snoeks(NLD)	TeamZAKSPEEDBKKMobilOilRacing	Mercedes-AMG GT3	45	1:02:45.608	35.798	156.7	6	1:20.812	162.3
4	21 J.Eriksson(SWE) /D.Keilwitz(DEU)	TeamZAKSPEEDBKKMobilOilRacing	Mercedes-AMG GT3	45	1:02:46.697	36.887	156.7	3	1:21.009	161.9
5	63 C.Engelhart(DEU)/ M.Bortolotti(ITA)	ORANGE1 by GRT Grasser(AUT)	LamborghiniHuracanGT3E	45	1:02:50.084	40.274	156.7	26	1:21.214	161.5
6	24 M.Ortmann(DEU)(J) /M.Winkelhock(DEU)	BWT Mücke Motorsport(DEU)	Audi R8 LMS GT3	45	1:02:50.300	40.490	156.5	10	1:21.296	161.4
7	13 D.Jahn(DEU)/ S.Barth(DEU)(T)	RWT Racing(AUT)	Corvette C7 GT3-R	45	1:03:00.572	50.762	156.4	36	1:21.431	161.1
8	36 M.Dienst(DEU)(J) /A.Read(AUS)(J)	Schütz Motorsport(DEU)	Mercedes-AMG GT3	45	1:03:05.897	56.087	155.9	7	1:20.891	162.2
9	33 F.Salaquarda(CZE) /F.Stippler(DEU)	Team ISR(CZE)	Audi R8 LMS GT3	45	1:03:10.591	1:00.781	155.9	23	1:21.282	161.4
10	26 N.Rogivue(CHE)(J) /S.Mücke(DEU)	BWT Mücke Motorsport(DEU)	Audi R8 LMS GT3	45	1:03:12.124	1:02.314	155.7	8	1:21.384	161.2
11	82 R.Ineichen(CHE)(T)/ F.Perera(FRA)	ORANGE1 by GRT Grasser(AUT)	LamborghiniHuracanGT3E	45	1:03:13.410	1:03.600	155.7	25	1:21.572	160.8
12	28 R.Feller(CHE)(J) /F.Vervisch(BEL)	MontaplastbyLand-Motorsport(DEU)	Audi R8 LMS GT3	45	1:03:13.640	1:03.830	155.6	10	1:21.333	161.3
13	1 T.Preining(AUT) /R.Renauer(DEU)	Precote Herberth Motorsport(DEU)	Porsche 911 GT3 R	45	1:03:13.839	1:04.029	155.7	8	1:21.334	161.3
14	14 N.Sylvest(DNK)(J) /J.Klingmann(DEU)	MRS GT-Racing(DEU)	BMW M6 GT3	45	1:03:14.065	1:04.255	155.8	13	1:21.469	161.0
15	7 L.Ludwig(DEU) /S.Asch(DEU)	HB Racing(AUT)	Ferrari 488 GT3	45	1:03:14.320	1:04.510	155.7	13	1:21.228	161.5
16	17 T.Bernhard(DEU)/ K.Bachler(AUT)	KÜS TEAM75 Bernhard(DEU)	Porsche 911 GT3 R	45	1:03:14.935	1:05.125	155.7	27	1:21.468	161.0
17	25 S.Palette(FRA)/ J.Schmidt(CHE)(J)	BWT Mücke Motorsport(DEU)	Audi R8 LMS GT3	45	1:03:19.720	1:09.910	155.6	21	1:21.632	160.7
18	69 L.Luhr(DEU)/ M.Holzer(DEU)	Iron Force Racing	Porsche 911 GT3 R	45	1:03:20.106	1:10.296	155.5	29	1:21.758	160.4
19	31 P.Niederhauser(CHE)/ K.van der Linde(ZAF)	HCB-Rutronik-Racing	Audi R8 LMS GT3	45	1:03:23.681	1:13.871	155.2	30	1:20.863	162.2
20	18 A.de Leener(BEL)/ M.Cairol(ITA)	KÜS TEAM75 Bernhard(DEU)	Porsche 911 GT3 R	45	1:03:23.990	1:14.180	155.4	32	1:21.045	161.9
21	12 F.Spengler(DEU)/ C.Jöns(DEU)	EFP Car Collection by TECE	Audi R8 LMS GT3	44	1:02:11.431	1 LAP	154.9	25	1:22.222	159.5
22	48 P.Ellis(GBR) /F.Vettel(DEU)(J)	MANN-FILTER Team HTP(DEU)	Mercedes-AMG GT3	44	1:02:13.676	1 LAP	154.6	15	1:21.206	161.5
23	3 M.Pommer(DEU) /M.Hackländer(DEU)	Aust Motorsport(DEU)	Audi R8 LMS GT3	44	1:02:14.840	1 LAP	154.6	4	1:21.964	160.0
24	11 E.Erhart(DEU)/ P.Kaffer(DEU)	EFP Car Collection by TECE	Audi R8 LMS GT3	44	1:02:23.208	1 LAP	154.4	32	1:22.338	159.3
25	71 W.Tregurtha(GBR)(J) /M.Paul(DEU)(J)	T3 Motorsport	Audi R8 LMS GT3	44	1:02:23.339	1 LAP	154.5	2	1:21.457	161.0
26	4 R.Lips(CHE)(T) /S.Tribaudini(FRA)(T)	Aust Motorsport(DEU)	Audi R8 LMS GT3	41	58:42.365	4 LAPS	152.8	9	1:22.591	158.8

Not classified

8 D.Marschall(DEU)(J)/C.Schreiner(DEU)(J) HCB-Rutronik-Racing Audi R8 LMS GT3

Fastest lap of the race. Car 47 driver Indy Dontje on lap 4. Time 1:20.275, average speed 163.4 km/h.

Subject to final scrutineering!

Publication time:

Clerk of the Course: Marcel Putsche

Timekeeper: Daniel Schulze

Timing: SWISSTIMING

ver: 1.0

www.adac.de/motorsport

Page 1/ 1 printed: 28.9.2019 15:50

ADAC Vorteilswelt

Audi Sport

motorsport

CAMP DAVID

DEKRA

Elbro

Herrenausstatter.de

KÄRCHER

kfzteile24

KÜHNE+NAGEL

PIRELLI

postcon

RR RACING

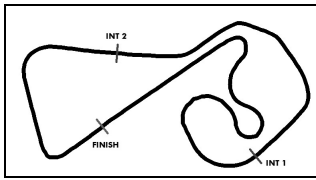
RAVENOL

Sport Bild

MINI BUSCH

DMSB

2019 INTERNATIONAL SERIES



ADAC GT Masters

Sector List Race 1



Provisional

Sachsenring, Length: 3645m
 Air temperature: 17.81°C
 Track temperature: 21.44°C
 Weather condition: Wet

DMSB Reg. Nr.: DMSB 255/19

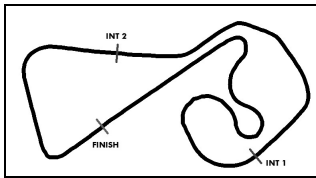
Saturday, September 28, 2019 14:45:00

Lap	Time	SE1	SP1	SE2	SP2	SE3	SP3	TSP	Lap	Time	SE1	SP1	SE2	SP2	SE3	SP3	TSP
1 Preining, AUT / Renauer, DEU									theoretical besttime: 1:21.225								
1	1:27.715	46.809		19.034		21.872	170	196	24	1:21.761	42.334		18.008		21.419	173	219
2	1:22.666	42.379		18.612		21.675	173	220	25	1:22.013	42.340		18.207		21.466	171	219
3	1:22.299	42.589		18.322		21.388	171	220	26	1:22.435	42.618		18.118		21.699	171	219
4	1:22.927	42.228		18.433		22.266	165	222	27	1:22.628	42.810		18.133		21.685	174	222
5	1:22.503	42.369		18.573		21.561	171	219	28	1:22.885	42.935		18.334		21.616	173	223
6	1:22.504	42.646		18.426		21.432	173	221	29	1:22.811	43.176		18.149		21.486	173	221
7	1:23.191	43.168		18.528		21.495	171	220	30	1:22.440	42.778		18.056		21.606	173	221
8	1:21.334	42.048		17.912		21.374	168	222	31	1:22.250	42.584		18.093		21.573	173	220
9	1:21.817	42.185		18.321		21.311	170	219	32	1:22.444	42.650		18.266		21.528	173	221
10	1:21.814	42.164					173	220	33	1:22.206	42.558		18.127		21.521	173	220
11	1:23.244	43.129		18.513		21.602	171	221	34	1:22.220	42.708		17.866		21.646	173	221
12	1:22.560	42.800		18.295		21.465	170	221	35	1:22.177	42.536		18.150		21.491	174	220
13	1:22.992	43.011		18.266		21.715	171	222	36	1:22.233	42.510		18.102		21.621	173	221
14	1:22.606	42.749		18.297		21.560	173	221	37	1:22.162	42.617		18.104		21.441	173	221
15	1:22.778	42.895		18.211		21.672	169	221	38	1:22.571	42.928		18.076		21.567	168	220
16	1:22.511	42.792		18.145		21.574	171	222	39	1:22.528	42.826		18.084		21.618	166	219
17	1:22.350	42.547		18.258		21.545	170	221	40	1:22.631	42.784		18.099		21.748	171	220
18	1:22.466	42.511		18.379		21.576	173	222	41	1:23.913	43.463		18.435		22.015	170	222
19	1:26.533	43.294		18.429		24.810	58	220	42	1:24.095	43.917		18.468		21.710	170	224
20	2:30.879	1:51.163		18.147		21.569	171		43	1:22.803	42.923		18.037		21.843	170	220
21	1:22.418	42.285		18.398		21.735	174	219	44	1:22.746	42.723		18.205		21.818	175	221
22	1:22.601	42.320		18.280		22.001	171	219	45	1:24.935	44.338		18.451		22.146	168	222
23	1:22.244	42.652		18.183		21.409	171	221									

3 Pommer, DEU / Hackländer, DEU									theoretical besttime: 1:21.681								
1	1:25.561	45.248		18.604		21.709	171	204	23	1:24.445	43.565		18.521		22.359	168	218
2	1:22.357	42.632		18.047		21.678	173	219	24	1:24.932	43.511		19.282		22.139	173	215
3	1:22.155	42.296		18.236		21.623	171	219	25	1:23.126	43.024		18.472		21.630	170	219
4	1:21.964	42.256		18.198		21.510	173	218	26	1:25.622	42.585		18.320		24.717	58	218
5	1:22.175	42.485		18.125		21.565	171	219	27	1:38.349	58.324		18.269		21.756	169	
6	1:22.470	42.454		18.496		21.520	171	218	28	1:23.229	42.972		18.505		21.752	170	217
7	1:22.335	42.365		18.370		21.600	170	218	29	1:22.178	42.402		18.354		21.422	169	218
8	1:22.225	42.368		18.275		21.582	171	217	30	1:22.565	42.604		18.254		21.707	170	217
9	1:22.465	42.606		18.257		21.602	170	217	31	1:22.307	42.541		18.180		21.586	170	217
10	1:23.777	42.543		18.344		22.890	166	216	32	1:22.303	42.610		18.307		21.386	170	216
11	1:23.841	43.745		18.457		21.639	170	217	33	1:22.753	42.857		18.320		21.576	171	216
12	1:22.766	42.683		18.323		21.760	170	217	34	1:21.966	42.455		18.133		21.378	170	217
13	1:22.753	42.830		18.382		21.541	171	219	35	1:22.181	42.334		18.231		21.616	169	218
14	1:22.680	42.749		18.299		21.632	170	217	36	1:22.656	42.521		18.284		21.851	169	217
15	1:22.685	42.782		18.249		21.654	171	218	37	1:23.097	43.001		18.479		21.617	170	216
16	1:22.477	42.735		18.171		21.571	171	218	38	1:23.499	43.608		18.241		21.650	168	217
17	1:22.350	42.612		18.258		21.480	171	218	39	1:22.774	42.806		18.368		21.600	170	218
18	1:22.743	42.544		18.371		21.828	171	218	40	1:22.651	42.514		18.467		21.670	169	218
19	1:22.715	43.022		18.175		21.518	171	218	41	1:23.567	43.477		18.605		21.485	170	218
20	1:22.518	42.645		18.329		21.544	174	218	42	1:22.989	42.860		18.344		21.785	169	219
21	1:26.283	42.382		18.263		25.638	59	219	43	1:22.876	42.662		18.298		21.916	171	218
22	2:31.201	1:50.557		18.626		22.018	170		44	1:22.279	42.538		18.067		21.674	169	219

4 Lips, CHE / Tribaudini, FRA									theoretical besttime: 1:22.360								
1	1:28.436	47.228		19.078		22.130	170	202	22	1:23.613	42.722		19.014		21.877	169	217
2	1:23.247	42.541		18.687		22.019	169	219	23	1:23.279	42.814		18.498		21.967	169	216
3	1:23.037	42.746		18.462		21.829	170	216	24	1:23.215	42.812		18.553		21.850	168	217
4	1:22.858	42.810		18.448		21.600	170	216	25	1:23.313	42.981		18.586		21.746	170	217
5	1:23.480	42.838		18.790		21.852	170	216	26	1:24.551	42.956		18.745		22.850	169	218
6	1:22.908	42.737		18.383		21.788	170	216	27	1:23.539	43.175		18.643		21.721	170	218
7	1:23.940	43.402		18.817		21.721	170	218	28	1:23.681	42.968		18.639		22.074	171	219
8	1:22.629	42.662		18.298		21.669	169	217	29	1:23.528	43.069		18.548		21.911	170	219
9	1:22.591	42.661		18.234		21.696	170	216	30	1:23.515	42.932		18.743		21.840	170	218
10	1:22.839	42.718		18.411		21.710	171	217	31	1:23.586	42.991		18.684		21.911	168	218
11	1:24.504	42.814		19.151		22.539	168	216	32	1:23.047	42.712		18.563		21.772	169	217
12	1:23.193	42.961		18.447		21.785	169	216	33	1:23.051	42.815		18.594		21.642	169	218
13	1:23.129	42.802		18.515		21.812	170	217	34	1:22.955	42.751		18.489		21.715	169	217
14	1:25.225	42.841		19.627		22.757	169	217	35	1:23.179	42.981		18.541		21.657	170	218





ADAC GT Masters

Sector List Race 1



Provisional

Sachsenring, Length: 3645m

Air temperature: 17.81°C

Track temperature: 21.44°C

Weather condition: Wet

DMSB Reg. Nr.: DMSB 255/19

Saturday, September 28, 2019 14:45:00

Lap	Time	SE1	SP1	SE2	SP2	SE3	SP3	TSP	Lap	Time	SE1	SP1	SE2	SP2	SE3	SP3	TSP
15	1:24.067	43.392		18.709		21.966	169	217	36	1:23.134	42.953		18.535		21.646	169	217
16	1:24.589	43.945		18.683		21.961	169	217	37	1:22.779	42.793		18.401		21.585	169	218
17	1:23.476	42.909		18.569		21.998	170	217	38	1:22.986	42.800		18.518		21.668	169	218
18	1:23.983	43.042		18.851		22.090	170	219	39	1:23.082	42.832		18.508		21.742	170	217
19	1:28.367	43.871		18.733		25.763	46	219	40	1:23.382	42.766		18.690		21.926	153	219
20	2:45.132	2:03.690		19.175		22.267	169		41	1:33.536	44.548		19.269		29.719	46	198
21	1:23.784	43.224		18.675		21.885	173	218									

7 Ludwig, DEU / Asch, DEU

theoretical besttime: 1:21.174

1	1:26.134	45.452		18.616		22.066	170		24	1:21.923	42.217		18.317		21.389	173	220
2	1:22.039	42.345		18.087		21.607	174	222	25	1:22.023	42.102		18.370		21.551	170	221
3	1:22.306	42.493		18.057		21.756	173	221	26	1:21.724	42.034		18.203		21.487	171	222
4	1:22.034	42.397		18.141		21.496	175	223	27	1:21.725	42.067		18.104		21.554	174	223
5	1:22.142	42.300		18.129		21.713	169	222	28	1:25.923	42.031		18.892		25.000	58	221
6	1:22.938	42.465		18.340		22.133	169	221	29	1:38.016	57.558		18.694		21.764	173	
7	1:22.384	42.820		18.134		21.430	171	217	30	1:21.804	42.017		18.215		21.572	173	221
8	1:21.594	42.079		17.964		21.551	175	220	31	1:21.890	41.988		18.205		21.697	173	221
9	1:22.508	42.658		18.147		21.703	170	222	32	1:22.285	42.228		18.528		21.529	170	219
10	1:23.107	42.467		18.168		22.472	168	220	33	1:21.960	42.141		18.152		21.667	169	221
11	1:21.792	42.246		18.054		21.492	173	219	34	1:21.826	42.104		18.254		21.468	177	221
12	1:21.393	42.005		17.974		21.414	177	221	35	1:22.165	42.541		17.990		21.634	173	223
13	1:21.228	41.963		17.911		21.354	174	222	36	1:21.802	42.170		18.214		21.418	170	220
14	1:21.436	41.939		17.938		21.559	168	219	37	1:21.909	42.097		18.103		21.709	173	223
15	1:21.569	42.137					174	221	38	1:22.005	42.383		18.105		21.517	168	221
16	1:21.686	42.263		17.980		21.443	171	223	39	1:22.441	42.543		18.198		21.700	175	222
17	1:22.073	42.296		18.140		21.637	175	221	40	1:22.056	42.388		18.140		21.528	174	221
18	1:22.009	42.285		18.111		21.613	171	222	41	1:23.432	42.853		18.407		22.172	173	224
19	1:22.590	42.552		18.113		21.925	171	222	42	1:23.933	43.659		18.428		21.846	174	221
20	1:26.171	42.947		18.122		25.102	58	224	43	1:23.197	43.292		18.279		21.626	177	223
21	2:29.282	1:49.367		18.503		21.412	174		44	1:22.610	42.844		18.158		21.608	170	222
22	1:21.802	42.054		18.245		21.503	170	222	45	1:24.351	43.959		18.503		21.889	171	224
23	1:23.103	43.306		18.473		21.324	174	220									

8 Marschall, DEU / Schreiner, DEU

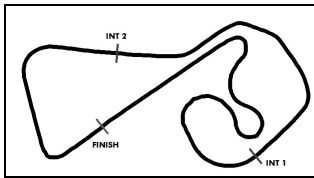
theoretical besttime:

1								189									
---	--	--	--	--	--	--	--	------------	--	--	--	--	--	--	--	--	--

11 Erhart, DEU / Kaffer, DEU

theoretical besttime: 1:22.092

1	1:29.533	47.939		19.602		21.992	168	196	23	1:27.305	43.177		18.650		25.478	59	217
2	1:23.095	42.482		18.788		21.825	165	219	24	2:32.027	1:51.360		18.629		22.038	166	
3	1:22.866	42.724		18.367		21.775	165	220	25	1:23.192	43.211		18.300		21.681	166	219
4	1:24.065	42.945		18.653		22.467	169	219	26	1:22.964	42.691		18.415		21.858	169	217
5	1:24.068	43.629		18.706		21.733	168	219	27	1:23.015	43.048		18.350		21.617	168	217
6	1:23.063	42.711		18.378		21.974	169	218	28	1:23.044	42.786		18.574		21.684	169	219
7	1:23.260	42.918		18.365		21.977	168	218	29	1:22.504	42.607		18.427		21.470	169	217
8	1:23.507	43.189		18.450		21.868	168	219	30	1:22.596	42.858		18.203		21.535	170	219
9	1:23.279	43.049		18.318		21.912	169	218	31	1:22.591	42.733		18.279		21.579	170	220
10	1:23.142	42.830		18.274		22.038	168	218	32	1:22.338	42.710		18.140		21.488	169	219
11	1:23.107	42.722		18.506		21.879	168	217	33	1:23.680	42.758		19.153		21.769	168	218
12	1:23.299	42.944		18.497		21.858	169	219	34	1:22.889	42.952		18.275		21.662	170	218
13	1:23.199	42.969		18.364		21.866	168	219	35	1:23.901	43.961		18.313		21.627	168	219
14	1:23.250	42.945		18.398		21.907	170	218	36	1:22.815	42.826		18.411		21.578	169	220
15	1:23.613	43.056		18.631		21.926	169	218	37	1:22.802	42.919		18.247		21.636	171	219
16	1:23.368	43.094		18.435		21.839	166	219	38	1:23.335	42.851		18.572		21.912	169	219
17	1:23.632	42.989		18.702		21.941	168	218	39	1:23.406	43.261		18.381		21.764	170	219
18	1:24.126	43.315		18.746		22.065	170	219	40	1:23.252	43.197		18.350		21.705	170	218
19	1:23.186	42.953		18.395		21.838	170	219	41	1:22.835	42.925		18.201		21.709	173	219
20	1:23.665	42.889		18.675		22.101	169	219	42	1:23.753	43.331		18.486		21.936	170	219
21	1:23.708	43.072		18.607		22.029	169	219	43	1:23.448	42.978		18.383		22.087	166	219
22	1:23.618	42.989		18.706		21.923	169	217	44	1:23.867	43.264		18.478		22.125	165	216



ADAC GT Masters

Sector List Race 1



Provisional

Sachsenring, Length: 3645m
Air temperature: 17.81°C
Track temperature: 21.44°C
Weather condition: Wet

DMSB Reg. Nr.: DMSB 255/19

Saturday, September 28, 2019 14:45:00

Lap	Time	SE1	SP1	SE2	SP2	SE3	SP3	TSP	Lap	Time	SE1	SP1	SE2	SP2	SE3	SP3	TSP
12 Spengler, DEU / Jöns, DEU									theoretical besttime: 1:22.103								
1	1:28.981	47.780		19.527		21.674	165		23	1:22.642	42.614		18.414		21.614	164	217
2	1:23.185	42.712		18.719		21.754	166	219	24	1:22.380	42.481		18.307		21.592	169	217
3	1:22.869	42.637		18.565		21.667	170	219	25	1:22.222	42.383		18.235		21.604	169	216
4	1:23.336	42.994		18.475		21.867	169	218	26	1:23.110	42.917		18.605		21.588	166	218
5	1:23.026	42.634		18.650		21.742	166	217	27	1:22.444	42.523		18.351		21.570	169	218
6	1:23.573	43.381		18.529		21.663	170	217	28	1:22.341	42.433		18.228		21.680	170	217
7	1:23.550	42.747		18.788		22.015	169	217	29	1:22.268	42.355		18.362		21.551	170	216
8	1:22.902	42.775		18.403		21.724	169	218	30	1:22.425	42.519		18.215		21.691	168	218
9	1:23.106	42.929		18.496		21.681	170	219	31	1:22.495	42.633		18.210		21.652	168	216
10	1:23.943	42.934		18.396		22.613	166	218	32	1:22.627	42.545		18.305		21.777	165	216
11	1:22.990	42.844		18.320		21.826	170	218	33	1:23.151	42.651		18.675		21.825	165	215
12	1:23.216	43.026		18.465		21.725	171	218	34	1:22.457	42.589		18.197		21.671	168	216
13	1:23.067	42.938		18.444		21.685	169	220	35	1:22.865	42.665		18.371		21.829	169	219
14	1:22.827	42.836					169	217	36	1:23.619	43.377		18.413		21.829	165	217
15	1:23.728	43.407	18.535		21.786	168	218	37	1:23.242	42.800		18.587		21.855	168	217	
16	1:22.526	42.646	18.256		21.624	170	219	38	1:23.298	42.885		18.596		21.817	169	216	
17	1:22.758	42.767	18.397		21.594	170	218	39	1:23.205	42.800		18.405		22.000	169	218	
18	1:22.996	43.096	18.268		21.632	170	219	40	1:22.791	42.651		18.393		21.747	166	217	
19	1:23.104	42.691	18.510		21.903	170	218	41	1:23.104	42.726		18.543		21.835	165	219	
20	1:22.678	42.682	18.349		21.647	171	219	42	1:23.723	43.065		18.716		21.942	169	218	
21	1:26.291	43.072	18.409		24.810	59	219	43	1:23.702	43.059		18.731		21.912	169	217	
22	2:31.769	1:51.863	18.286		21.620	170		44	1:24.899	44.268		18.648		21.983	168	217	

13 Jahn, DEU / Barth, DEU									theoretical besttime: 1:21.141								
1	1:31.275	51.588		18.400		21.287	177	192	24	1:21.572	42.217		18.140		21.215	177	225
2	1:22.131	42.097		18.355		21.679	177	226	25	1:24.875	42.295		18.259		24.321	60	225
3	1:22.874	43.044		18.251		21.579	180	228	26	2:30.427	1:50.910		18.115		21.402	171	
4	1:23.275	42.745		18.665		21.865	182	227	27	1:22.047	42.384					178	224
5	1:22.167	42.263		18.382		21.522	162	225	28	1:22.841	42.862		18.347		21.632	177	228
6	1:22.546	42.622		18.297		21.627	177	225	29	1:21.877	42.215		18.186		21.476	178	229
7	1:22.058	42.367		18.278		21.413	177	229	30	1:21.533	42.367		17.855		21.311	174	226
8	1:22.123	42.311		18.319		21.493	160	224	31	1:21.843	42.483		17.962		21.398	177	224
9	1:22.436	42.573		18.481		21.382	175	222	32	1:22.683	43.201		18.146		21.336	174	226
10	1:22.400	42.429		18.349		21.622	175	225	33	1:21.735	42.416		17.921		21.398	175	222
11	1:22.418	42.722		18.304		21.392	175	225	34	1:22.245	42.714		18.100		21.431	177	223
12	1:22.431	42.560		18.454		21.417	175	229	35	1:21.747	42.400		17.945		21.402	175	225
13	1:22.923	42.433		18.860		21.630	175	225	36	1:21.431	42.248		17.860		21.323	175	225
14	1:22.229	42.550		18.327		21.352	175	224	37	1:21.593	42.275		17.947		21.371	174	224
15	1:22.097	42.380		18.310		21.407	174	226	38	1:23.240	43.224		18.395		21.621	178	223
16	1:22.056	42.363		18.347		21.346	177	226	39	1:23.030	42.890		18.159		21.981	173	229
17	1:22.493	42.538		18.370		21.585	177	225	40	1:21.695	42.428		17.944		21.323	175	224
18	1:23.221	42.964		18.593		21.664	174	229	41	1:21.492	42.071		17.966		21.455	174	
19	1:23.097	42.560		18.329		22.208	174	226	42	1:22.167	42.403		18.332		21.432	175	223
20	1:22.984	43.155		18.370		21.459	177	225	43	1:21.710	42.341		18.018		21.351	175	225
21	1:22.321	42.488		18.317		21.516	178	226	44	1:21.789	42.364		18.012		21.413	177	226
22	1:21.887	42.204		18.399		21.284	175	225	45	1:21.827	42.316		17.884		21.627	173	225
23	1:21.731	42.391		18.104		21.236	177	225									

14 Sylvest, DNK / Klingmann, DEU									theoretical besttime: 1:21.307								
1	1:30.443	48.399		19.647		22.397	171	186	24	1:23.000	43.207		18.330		21.463	173	222
2	1:22.798	42.586		18.392		21.820	174	221	25	1:21.805	42.458		18.015		21.332	173	220
3	1:22.917	42.774		18.326		21.817	174	225	26	1:21.670	42.283		17.967		21.420	173	222
4	1:23.676	43.126		18.586		21.964	173	220	27	1:21.659	42.312		17.960		21.387	173	222
5	1:22.829	42.950		18.096		21.783	171	224	28	1:22.359	42.430		17.892		22.037	171	223
6	1:23.198	42.630		18.384		22.184	171	221	29	1:22.362	42.701		18.045		21.616	173	221
7	1:23.889	42.752		18.198		22.939	171	222	30	1:22.614	42.983		17.919		21.712	173	222
8	1:22.416	42.816		17.918		21.682	173	223	31	1:22.252	42.538		17.932		21.782	173	222
9	1:23.334	42.795		18.305		22.234	170	221	32	1:22.593	42.602		18.167		21.824	173	222
10	1:22.745	42.517		18.033		22.195	171	220	33	1:22.238	42.562		17.911		21.765	173	220
11	1:21.834	42.262		17.837		21.735	171	221	34	1:22.194	42.748		17.868		21.578	173	221
12	1:21.656	42.293		17.820		21.543	173	221	35	1:22.313	42.599		17.971		21.743	174	223
13	1:21.469	42.308		17.713		21.448	171	222	36	1:22.161	42.645		17.950		21.566	174	223
14	1:21.588	42.347		17.775		21.466	173	221	37	1:22.188	42.594		17.904		21.690	171	223



ADAC GT Masters



Sector List Race 1

Provisional

Sachsenring, Length: 3645m
 Air temperature: 17.81°C
 Track temperature: 21.44°C
 Weather condition: Wet

DMSB Reg. Nr.: DMSB 255/19

Saturday, September 28, 2019 14:45:00

Lap	Time	SE1	SP1	SE2	SP2	SE3	SP3	TSP	Lap	Time	SE1	SP1	SE2	SP2	SE3	SP3	TSP
15	1:22.487	42.477		18.182		21.828	171	222	38	1:22.375	42.730		17.907		21.738	171	222
16	1:21.953	42.474		17.933		21.546	171	222	39	1:22.394	42.745		17.913		21.736	173	222
17	1:22.330	42.388		17.856		22.086	171	222	40	1:22.729	42.877		18.039		21.813	173	223
18	1:22.193	42.842		17.878		21.473	173	222	41	1:23.742	43.033					170	223
19	1:22.329	42.558		17.881		21.890	171	222	42	1:23.862	43.517		18.327		22.018	171	225
20	1:22.043	42.675		17.804		21.564	171	222	43	1:22.984	43.175		17.990		21.819	171	223
21	1:24.908	42.549		17.823		24.536	59	223	44	1:22.699	42.928		17.975		21.796	173	223
22	2:31.737	1:52.059		18.149		21.529	173		45	1:24.454	44.024		18.364		22.066	173	224
23	1:22.646	42.626		18.161		21.859	173	222									

17 Bernhard, DEU / Bachler, AUT

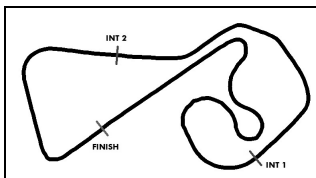
theoretical besttime: 1:21.329

1	1:27.353	46.584		18.844		21.925	173	190	24	1:22.334	42.420		18.113		21.801	171	220
2	1:22.708	42.448		18.357		21.903	173	221	25	1:21.850	42.358		18.089		21.403	173	220
3	1:22.342	42.614		18.258		21.470	173	222	26	1:21.477	42.227		18.008		21.242	173	219
4	1:22.762	42.257		18.328		22.177	170	221	27	1:21.468	42.141		17.946		21.381	173	221
5	1:22.667	42.578		18.391		21.698	174	219	28	1:22.069	42.261		18.067		21.741	171	221
6	1:22.404	42.638		18.149		21.617	173	221	29	1:22.214	42.639		18.035		21.540	170	221
7	1:22.138	42.300		18.276		21.562	174	222	30	1:22.704	42.886		18.236		21.582	173	221
8	1:22.079	42.436		18.281		21.362	171	220	31	1:22.654	42.584		18.383		21.687	173	220
9	1:21.952	42.422		18.231		21.299	173	219	32	1:21.983	42.389		18.094		21.500	170	220
10	1:21.816	42.361		18.055		21.400	173	219	33	1:22.637	42.796		18.240		21.601	170	220
11	1:23.418	43.407		18.344		21.667	173	221	34	1:22.267	42.511		18.286		21.470	173	220
12	1:22.654	42.794		18.121		21.739	173	220	35	1:22.291	42.432		18.162		21.697	173	221
13	1:22.983	42.968		18.270		21.745	173	223	36	1:22.165	42.452		18.179		21.534	174	221
14	1:22.584	42.712		18.243		21.629	174	220	37	1:22.200	42.438		18.153		21.609	173	220
15	1:22.721	42.854					173	220	38	1:22.152	42.526		18.150		21.476	173	220
16	1:22.539	42.797		18.161		21.581	174	221	39	1:23.687	43.715		18.348		21.624	174	221
17	1:22.335	42.579		18.213		21.543	173	220	40	1:22.131	42.360		18.155		21.616	174	220
18	1:22.493	42.577		18.269		21.647	174	221	41	1:22.685	42.598		18.258		21.829	174	223
19	1:26.460	43.320		18.276		24.864	58	224	42	1:24.167	43.763		18.573		21.831	170	221
20	2:34.898	1:55.342		18.138		21.418	173		43	1:23.794	43.263		18.595		21.936	170	222
21	1:24.333	42.455		20.250		21.628	171	220	44	1:23.857	42.524		19.297		22.036	171	221
22	1:22.021	42.495		18.199		21.327	171	218	45	1:22.741	42.606		18.338		21.797	171	220
23	1:21.748	42.338		18.074		21.336	174	219									

18 de Leener, BEL / Cairoli, ITA

theoretical besttime: 1:20.892

1	1:30.658	48.993		19.503		22.162	173	208	24	2:31.172	1:50.687		18.580		21.905	166	
2	1:23.382	43.315		18.360		21.707	171	219	25	1:23.498	43.583		18.354		21.561	171	219
3	1:23.464	43.044		18.887		21.533	173	219	26	1:22.709	42.602		18.284		21.823	177	220
4	1:22.700	42.376		18.380		21.944	170	220	27	1:21.905	42.070		18.379		21.456	175	222
5	1:23.780	43.511		18.578		21.691	173	218	28	1:21.231	41.793		18.019		21.419	171	221
6	1:23.370	43.185		18.411		21.774	170	219	29	1:21.152	41.917		17.967		21.268	174	220
7	1:23.382	43.022		18.502		21.858	174	218	30	1:21.405	41.746		18.189		21.470	173	219
8	1:23.041	42.893		18.418		21.730	173	220	31	1:21.639	42.061		18.092		21.486	173	219
9	1:23.502	43.227		18.539		21.736	175	220	32	1:21.045	41.899		17.891		21.255	173	219
10	1:23.151	43.090		18.404		21.657	171	220	33	1:21.409	41.955		18.136		21.318	175	219
11	1:23.120	42.888		18.415		21.817	174	219	34	1:21.345	41.893		18.186		21.266	174	219
12	1:23.466	42.896		18.630		21.940	173	220	35	1:21.659	41.878		18.283		21.498	175	221
13	1:23.073	42.900		18.416		21.757	174	220	36	1:21.852	42.446		17.988		21.418	173	223
14	1:24.080	43.026		18.623		22.431	174	220	37	1:21.344	42.136		17.926		21.282	173	220
15	1:23.910	43.361		18.635		21.914	174	220	38	1:25.439	42.236		20.672		22.531	173	220
16	1:23.467	43.167		18.501		21.799	173	221	39	1:22.334	42.547		18.226		21.561	175	220
17	1:23.585	43.094		18.480		22.011	171	221	40	1:22.515	42.264		18.884		21.367	175	221
18	1:23.612	43.094		18.721		21.797	174	219	41	1:22.017	42.349		18.229		21.439	174	220
19	1:24.485	43.709		18.779		21.997	171	220	42	1:21.901	42.168		18.051		21.682	171	221
20	1:22.762	42.742		18.421		21.599	174	219	43	1:22.013	42.131		18.134		21.748	173	220
21	1:23.324	43.087		18.555		21.682	175	220	44	1:22.043	42.072		18.394		21.577	174	221
22	1:23.015	42.899		18.442		21.674	173	220	45	1:22.464	42.397		18.232		21.835	174	
23	1:27.570	43.005		18.613		25.952	58	221									



ADAC GT Masters

Sector List Race 1



Provisional

Sachsenring, Length: 3645m

Air temperature: 17.81°C

Track temperature: 21.44°C

Weather condition: Wet

DMSB Reg. Nr.: DMSB 255/19

Saturday, September 28, 2019 14:45:00

Lap	Time	SE1	SP1	SE2	SP2	SE3	SP3	TSP	Lap	Time	SE1	SP1	SE2	SP2	SE3	SP3	TSP
20	Wishofer, AUT / Snoeks, NLD									theoretical besttime: 1:20.687							
1	1:22.769	42.885		18.381		21.503	174	195	24	1:24.886	42.117		18.076		24.693	58	220
2	1:21.373	42.156		17.879		21.338	173	219	25	2:31.948	1:51.614		18.492		21.842	170	
3	1:20.960	41.851		17.913		21.196	173	219	26	1:23.079	42.881		18.389		21.809	171	220
4	1:20.833	41.879		17.807		21.147	171	220	27	1:22.848	42.774		18.370		21.704	170	221
5	1:20.919	41.859		17.892		21.168	174	220	28	1:22.562	42.687		18.281		21.594	169	221
6	1:20.812	41.846		17.819		21.147	173	220	29	1:23.307	42.919		18.501		21.887	170	220
7	1:21.191	41.946		18.036		21.209	173	219	30	1:22.590	42.781		18.161		21.648	171	220
8	1:20.938	41.796		17.844		21.298	171	219	31	1:22.797	42.774		18.327		21.696	169	221
9	1:21.004	42.042		17.798		21.164	174	220	32	1:22.662	42.778		18.345		21.539	169	220
10	1:21.064	41.997		17.803		21.264	171	220	33	1:22.587	42.709		18.295		21.583	169	219
11	1:21.221	42.157		17.971		21.093	173	219	34	1:22.604	42.867		18.125		21.612	170	219
12	1:21.152	42.067		17.878		21.207	173	220	35	1:22.409	42.770		18.115		21.524	171	220
13	1:21.415	42.108		17.957		21.350	173	220	36	1:22.494	42.724		18.208		21.562	173	222
14	1:21.260	42.080		17.974		21.206	171	220	37	1:22.365	42.713		18.201		21.451	169	221
15	1:21.377	42.080		17.908		21.389	171	219	38	1:22.668	42.939		18.231		21.498	171	219
16	1:21.453	42.211		17.920		21.322	171	220	39	1:22.699	42.691		18.229		21.779	170	221
17	1:21.424	42.162		17.978		21.284	173	220	40	1:23.483	43.478		18.402		21.603	169	220
18	1:21.609	42.236		17.921		21.452	170	220	41	1:23.219	42.979		18.276		21.964	171	221
19	1:21.508	42.158		18.073		21.277	171	220	42	1:24.077	43.439		18.411		22.227	168	221
20	1:21.525	42.076		18.019		21.430	173	221	43	1:23.347	42.957		18.515		21.875	170	219
21	1:21.743	42.133		18.134		21.476	173	221	44	1:23.171	43.061		18.362		21.748	171	221
22	1:21.628	42.119		18.158		21.351	174	221	45	1:23.248	42.842		18.523		21.883	170	221
23	1:21.380	42.100		17.994		21.286	171	221									

Lap	Time	SE1	SP1	SE2	SP2	SE3	SP3	TSP	Lap	Time	SE1	SP1	SE2	SP2	SE3	SP3	TSP
21	Eriksson, SWE / Keilwitz, DEU									theoretical besttime: 1:20.818							
1	1:23.624	43.657		18.413		21.554	171	193	24	1:21.217	41.950		17.915		21.352	173	220
2	1:21.256	42.278		17.768		21.210	174	221	25	1:21.413	41.936		18.013		21.464	175	221
3	1:21.009	41.938		17.916		21.155	171	220	26	1:21.449	41.930		17.942		21.577	175	222
4	1:21.079	42.062		17.869		21.148	173	220	27	1:21.309	41.970		17.900		21.439	171	222
5	1:21.165	42.014		17.906		21.245	173	220	28	1:24.925	42.076		17.892		24.957	58	222
6	1:21.060	41.910		17.832		21.318	173	220	29	1:37.381	57.703		18.185		21.493	174	
7	1:21.192	42.021		17.913		21.258	170	219	30	1:21.351	41.986		17.906		21.459	175	221
8	1:21.067	41.944		17.941		21.182	173	220	31	1:21.346	42.063		17.855		21.428	174	221
9	1:21.218	42.137		17.817		21.264	173	220	32	1:21.582	42.192		17.941		21.449	171	221
10	1:21.174	42.100		17.850		21.224	173	220	33	1:21.669	42.174		17.955		21.540	175	220
11	1:21.077	42.077		17.860		21.140	173	220	34	1:22.127	42.409		17.928		21.790	173	222
12	1:21.031	42.003		17.829		21.199	173	220	35	1:22.704	43.151		17.930		21.623	175	219
13	1:21.580	42.114		17.977		21.489	171	220	36	1:22.204	42.546		18.042		21.616	174	223
14	1:21.066	41.950		17.851		21.265	174	220	37	1:22.435	42.445		18.113		21.877	170	222
15	1:21.223	42.120		17.855		21.248	171	220	38	1:22.674	43.066		18.058		21.550	175	219
16	1:21.379	42.035		18.016		21.328	171	221	39	1:24.512	42.837					171	222
17	1:21.393	42.088		17.938		21.367	173	220	40	1:22.685	42.941		18.131		21.613	175	221
18	1:21.614	42.103		18.012		21.499	174	221	41	1:22.130	42.500		18.057		21.573	174	222
19	1:21.396	42.079		18.030		21.287	171	223	42	1:22.690	42.736		18.421		21.533	175	222
20	1:21.484	42.226		17.975		21.283	173	220	43	1:21.964	42.507		17.977		21.480	174	222
21	1:24.704	42.147		17.936		24.621	58	221	44	1:22.158	42.272		18.028		21.858	174	223
22	2:29.729	1:50.170		18.151		21.408	173		45	1:21.731	42.203		17.878		21.650	175	221
23	1:21.521	41.966		18.179		21.376	173	220									

Lap	Time	SE1	SP1	SE2	SP2	SE3	SP3	TSP	Lap	Time	SE1	SP1	SE2	SP2	SE3	SP3	TSP
24	Ortmann, DEU / Winkelhock, DEU									theoretical besttime: 1:21.076							
1	1:23.394	43.450		18.382		21.562	173	193	24	1:21.780	42.301		18.037		21.442	170	217
2	1:22.106	42.877		17.815		21.414	170	219	25	1:21.487	42.109		17.907		21.471	169	218
3	1:21.308	42.131		17.809		21.368	173	217	26	1:21.996	42.579		17.962		21.455	169	218
4	1:21.496	41.951		18.060		21.485	171	218	27	1:22.133	42.389		17.959		21.785	151	218
5	1:21.546	41.970		17.986		21.590	169	218	28	1:22.651	43.074		17.984		21.593	169	211
6	1:21.327	42.085		17.775		21.467	170	216	29	1:21.653	42.271		18.009		21.373	171	216
7	1:21.716	42.312		17.870		21.534	170	217	30	1:21.815	42.204		18.056		21.555	169	218
8	1:21.747	42.195		17.905		21.647	170	217	31	1:22.089	42.423		18.055		21.611	171	218
9	1:21.535	42.161		17.926		21.448	170	217	32	1:22.147	42.341		18.192		21.614	168	218
10	1:21.296	42.161		17.785		21.350	171	217	33	1:22.028	42.478		17.970		21.580	169	216
11	1:21.571	42.137		17.892		21.542	170	217	34	1:23.052	42.689		18.192		22.171	168	217
12	1:21.670	42.210		17.939		21.521	171	217	35	1:22.473	42.822		18.014		21.637	170	217
13	1:21.547	42.200		17.888		21.459	170	218	36	1:22.177	42.536		18.052		21.589	170	218





ADAC GT Masters

Sector List Race 1



Provisional

Sachsenring, Length: 3645m
 Air temperature: 17.81°C
 Track temperature: 21.44°C
 Weather condition: Wet

DMSB Reg. Nr.: DMSB 255/19

Saturday, September 28, 2019 14:45:00

Lap	Time	SE1	SP1	SE2	SP2	SE3	SP3	TSP	Lap	Time	SE1	SP1	SE2	SP2	SE3	SP3	TSP
14	1:21.741	42.200		17.944		21.597	171	217	37	1:22.800	42.621		18.129		22.050	168	217
15	1:21.968	42.214		17.995		21.759	168	218	38	1:22.466	42.746		18.158		21.562	169	215
16	1:22.441	42.408		18.401		21.632	171	217	39	1:24.450	42.602					168	217
17	1:22.067	42.281		18.160		21.626	171	217	40	1:22.455	42.778		18.134		21.543	170	216
18	1:22.105	42.434		18.127		21.544	171	218	41	1:22.103	42.485		18.116		21.502	169	219
19	1:22.379	42.692		18.095		21.592	171	219	42	1:23.919	42.959		19.275		21.685	169	218
20	1:24.598	42.081		18.010		24.507	58	218	43	1:22.607	42.750		18.275		21.582	171	219
21	2:31.343	1:51.512		18.213		21.618	170		44	1:22.759	42.726		18.243		21.790	171	219
22	1:23.016	43.511		18.094		21.411	170	217	45	1:23.483	42.682		18.176		22.625	171	220
23	1:21.860	42.069		18.337		21.454	170	218									

25 Palette, FRA / Schmidt, CHE

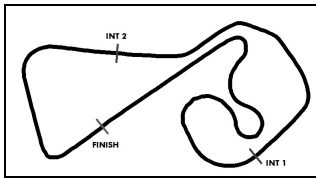
theoretical besttime: 1:21.199

1	1:29.749	48.166		19.644		21.939	171	216	24	1:21.644	42.131		17.947		21.566	174	218
2	1:22.986	42.621		18.707		21.658	173	219	25	1:22.062	42.404		18.178		21.480	174	220
3	1:22.944	42.942		18.385		21.617	173	218	26	1:21.935	42.285		18.220		21.430	170	220
4	1:23.705	43.049		18.581		22.075	168	221	27	1:22.608	42.476		18.364		21.768	173	219
5	1:22.754	43.054		18.175		21.525	171	217	28	1:21.752	42.419		17.845		21.488	170	219
6	1:23.475	42.890		18.493		22.092	170	219	29	1:21.742	42.219		18.038		21.485	169	219
7	1:23.921	42.586		18.502		22.833	168	219	30	1:21.660	42.346		17.953		21.361	170	218
8	1:22.078	42.386		18.252		21.440	171	219	31	1:22.164	42.422		18.180		21.562	171	219
9	1:24.221	43.046		18.493		22.682	169	220	32	1:22.234	42.561		18.069		21.604	170	219
10	1:23.092	42.764		18.161		22.167	168	218	33	1:26.014	43.106		20.754		22.154	170	218
11	1:22.757	42.752		18.284		21.721	171	217	34	1:22.149	42.589		18.020		21.540	171	219
12	1:23.136	43.134		18.393		21.609	174	220	35	1:22.016	42.651		17.921		21.444	170	220
13	1:23.185	43.233		18.329		21.623	170	222	36	1:22.160	42.466		17.974		21.720	163	219
14	1:22.896	42.911		18.395		21.590	173	220	37	1:22.648	42.804		18.194		21.650	170	216
15	1:23.615	43.413		18.489		21.713	171	220	38	1:22.322	42.928		17.983		21.411	169	218
16	1:22.744	42.782		18.277		21.685	173	220	39	1:22.635	42.691		18.140		21.804	170	218
17	1:22.748	42.727		18.280		21.741	170	220	40	1:23.200	42.811		18.032		22.357	168	219
18	1:26.574	43.051		18.352		25.171	58	221	41	1:22.591	42.664		18.293		21.634	169	218
19	2:30.992	1:51.369		18.163		21.460	171		42	1:22.848	42.882		18.361		21.605	171	219
20	1:21.976	42.416		18.185		21.375	170	219	43	1:22.726	42.657		18.337		21.732	169	220
21	1:21.632	42.318		18.037		21.277	170	218	44	1:22.607	42.582		18.197		21.828	170	219
22	1:22.315	42.663		17.946		21.706	163	218	45	1:22.688	42.633		18.288		21.767	169	219
23	1:21.820	42.604		17.993		21.223	170	216									

26 Rogivue, CHE / Mücke, DEU

theoretical besttime: 1:21.150

1	1:24.482	44.279		18.636		21.567	173		24	1:23.314	42.773		18.306		22.235	163	219
2	1:22.168	42.522		18.263		21.383	174	219	25	1:24.216	43.896		18.544		21.776	171	215
3	1:22.317	42.512		18.390		21.415	173	220	26	1:23.321	43.147		18.459		21.715	169	219
4	1:21.926	42.231		18.231		21.464	171	219	27	1:23.257	42.992		18.514		21.751	171	219
5	1:21.390	42.061		18.013		21.316	171	219	28	1:23.424	42.842		18.468		22.114	173	219
6	1:21.556	42.143		17.998		21.415	174	219	29	1:23.455	43.292		18.517		21.646	169	221
7	1:21.600	42.144		18.020		21.436	174	219	30	1:22.941	42.879		18.308		21.754	170	219
8	1:21.384	42.049		17.969		21.366	174	219	31	1:22.736	42.774		18.380		21.582	170	218
9	1:21.695	42.269		18.014		21.412	175	219	32	1:22.459	42.516		18.343		21.600	168	218
10	1:21.506	42.295		17.898		21.313	174	220	33	1:22.331	42.502		18.257		21.572	169	217
11	1:21.625	42.297		18.030		21.298	173	219	34	1:22.681	42.770		18.282		21.629	169	217
12	1:21.604	42.250		17.982		21.372	173	219	35	1:23.009	43.248		18.234		21.527	169	218
13	1:21.460	42.312		17.803		21.345	173	220	36	1:22.602	42.672		18.264		21.666	170	219
14	1:27.542	42.322		17.906		27.314	171	220	37	1:22.282	42.596		18.146		21.540	168	219
15	1:21.790	42.485		17.869		21.436	171	219	38	1:22.425	42.477		18.290		21.658	165	217
16	1:21.828	42.441		17.936		21.451	173	219	39	1:22.441	42.628		18.128		21.685	168	217
17	1:22.038	42.235		18.298		21.505	171	219	40	1:22.994	42.747		18.326		21.921	169	219
18	1:21.976	42.358		17.975		21.643	174	220	41	1:24.318	43.771					169	220
19	1:22.856	42.670		18.320		21.866	170	221	42	1:22.958	42.990		18.298		21.670	170	218
20	1:22.179	42.800		17.976		21.403	174	219	43	1:22.864	42.790		18.264		21.810	171	219
21	1:21.795	42.297		18.063		21.435	173	220	44	1:23.445	42.847		18.225		22.373	170	220
22	1:24.997	42.205		18.117		24.675	58	220	45	1:24.100	43.791		18.532		21.777	170	215
23	2:32.837	1:52.198		18.776		21.863	169										



ADAC GT Masters

Sector List Race 1



Provisional

Sachsenring, Length: 3645m

Air temperature: 17.81°C

Track temperature: 21.44°C

Weather condition: Wet

DMSB Reg. Nr.: DMSB 255/19

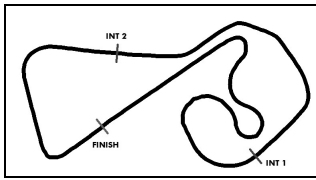
Saturday, September 28, 2019 14:45:00

Lap	Time	SE1	SP1	SE2	SP2	SE3	SP3	TSP	Lap	Time	SE1	SP1	SE2	SP2	SE3	SP3	TSP
28 Feller, CHE / Vervisch, BEL									theoretical besttime: 1:21.172								
1	1:25.185	44.742		18.814		21.629	166		24	1:21.498	42.195		17.916		21.387	169	220
2	1:22.412	42.491		18.224		21.697	171	219	25	1:21.667	42.258		17.940		21.469	168	219
3	1:22.033	42.030		18.413		21.590	169	219	26	1:21.897	42.461					169	219
4	1:21.930	42.134		18.256		21.540	171	220	27	1:21.528	42.261		17.825		21.442	170	219
5	1:21.835	42.136		18.111		21.588	170	220	28	1:33.234	43.030					169	220
6	1:21.685	42.112		18.123		21.450	171	219	29	1:23.386	43.163		18.438		21.785	170	217
7	1:21.738	42.192		18.039		21.507	169	220	30	1:22.503	42.549		18.408		21.546	169	218
8	1:21.454	42.015		18.063		21.376	169	219	31	1:22.365	42.437		18.331		21.597	168	217
9	1:21.808	42.375		18.026		21.407	171	220	32	1:22.738	42.528		18.613		21.597	169	217
10	1:21.333	42.075					171	220	33	1:22.801	42.673		18.345		21.783	169	216
11	1:21.787	42.104		18.107		21.576	169	220	34	1:23.168	42.689		18.389		22.090	171	217
12	1:22.013	42.378		18.075		21.560	170	219	35	1:22.867	42.899		18.256		21.712	168	218
13	1:21.922	42.312		18.145		21.465	170	222	36	1:22.850	42.840		18.274		21.736	170	217
14	1:21.815	42.265		17.882		21.668	171	219	37	1:22.759	42.741		18.252		21.766	168	218
15	1:22.382	42.375		18.478		21.529	170	222	38	1:23.958	43.865		18.223		21.870	166	216
16	1:21.968	42.340		18.071		21.557	170	218	39	1:23.607	43.021		18.314		22.272	164	217
17	1:21.944	42.418		17.991		21.535	171	219	40	1:24.224	43.403		18.275		22.546	169	214
18	1:21.826	42.337		18.019		21.470	168	220	41	1:23.803	43.583					168	219
19	1:21.865	42.415		17.942		21.508	170	221	42	1:23.126	43.051		18.311		21.764	170	218
20	1:25.070	42.350		18.072		24.648	59	220	43	1:23.034	42.886		18.281		21.867	169	219
21	2:29.665	1:50.177		18.156		21.332	169		44	1:23.907	42.927		18.298		22.682	166	219
22	1:21.821	42.148					170	218	45	1:25.619	44.558					166	217
23	1:21.610	42.357		17.921		21.332	173	217									

29 Hofer, AUT / Mies, DEU									theoretical besttime: 1:21.175								
1	1:24.128	44.022		18.572		21.534	171	192	24	1:21.841	42.226		18.289		21.326	174	220
2	1:21.994	42.593		18.142		21.259	174	219	25	1:21.510	42.153		18.021		21.336	174	221
3	1:21.783	42.180		18.192		21.411	171	219	26	1:21.989	42.528		18.127		21.334	173	222
4	1:21.755	42.286		18.169		21.300	173	219	27	1:21.716	42.281		18.040		21.395	170	222
5	1:21.655	42.161		18.123		21.371	170	222	28	1:21.482	42.047		17.965		21.470	173	221
6	1:21.830	42.221		18.185		21.424	171	218	29	1:21.657	42.140		18.115		21.402	174	220
7	1:21.493	42.182		18.006		21.305	169	219	30	1:21.249	42.004		17.955		21.290	174	221
8	1:21.695	42.309		18.052		21.334	173	220	31	1:21.282	41.997		17.996		21.289	173	221
9	1:21.552	42.167		18.039		21.346	171	218	32	1:21.753	42.200		18.162		21.391	173	221
10	1:21.469	42.212		18.031		21.226	166	218	33	1:21.586	42.069		18.120		21.397	173	219
11	1:21.501	42.178		18.044		21.279	170	219	34	1:21.488	42.118		18.028		21.342	171	220
12	1:21.745	42.308		18.063		21.374	170	219	35	1:21.945	42.396		18.096		21.453	175	220
13	1:21.711	42.335		17.952		21.424	170	219	36	1:22.318	42.596		18.130		21.592	173	221
14	1:21.742	42.274		18.029		21.439	174	219	37	1:22.187	42.563		18.206		21.418	174	220
15	1:21.929	42.385		18.135		21.409	171	219	38	1:22.545	42.766		18.197		21.582	173	222
16	1:22.993	42.339		19.070		21.584	170	220	39	1:22.696	42.837		18.156		21.703	170	221
17	1:22.284	42.422		18.272		21.590	171	219	40	1:21.703	42.241		18.119		21.343	171	222
18	1:22.216	42.349		18.328		21.539	173	221	41	1:22.358	42.417		18.272		21.669	173	221
19	1:24.493	42.252		18.103		24.138	59	221	42	1:22.764	42.712		18.506		21.546	173	220
20	2:30.204	1:50.656		18.222		21.326	173		43	1:23.091	42.794		18.571		21.726	174	220
21	1:21.502	42.055		18.079		21.368	173	221	44	1:22.769	42.767		18.406		21.596	174	221
22	1:22.744	43.007		18.224		21.513	171	222	45	1:23.404	42.937		18.671		21.796	168	220
23	1:21.743	42.078		18.231		21.434	171	221									

31 Niederhauser, CHE / van der Linde, ZAF									theoretical besttime: 1:20.863								
1	1:24.861	44.458		18.796		21.607	169		24	1:21.629	42.290		18.054		21.285	170	217
2	1:22.237	42.499		18.243		21.495	168	220	25	1:26.601	42.278		19.115		25.208	59	218
3	1:22.279	42.286		18.444		21.549	174	219	26	2:30.078	1:50.453		18.081		21.544	170	
4	1:21.934	42.212		18.246		21.476	174	219	27	1:21.449	42.050		17.873		21.526	171	219
5	1:21.735	42.066		18.173		21.496	171	221	28	1:23.895	42.558		19.806		21.531	173	219
6	1:21.605	42.169		18.070		21.366	170	219	29	1:21.468	42.115		18.085		21.268	166	218
7	1:21.548	42.067		17.997		21.484	169	218	30	1:20.863	41.822		17.789		21.252	169	219
8	1:21.606	42.175		18.109		21.322	169	217	31	1:21.123	41.921		17.852		21.350	168	219
9	1:21.564	42.207		17.971		21.386	180	219	32	1:22.060	42.215		18.155		21.690	169	220
10	1:21.601	42.136		18.086		21.379	171	218	33	1:22.017	42.433		18.024		21.560	174	215
11	1:21.898	42.283		18.111		21.504	170	219	34	1:22.816	42.667					171	218
12	1:21.900	42.410		18.117		21.373	168	218	35	1:23.191	43.732		17.947		21.512	174	217
13	1:22.054	42.444		18.185		21.425	168	219	36	1:22.203	42.494					164	220





ADAC GT Masters

Sector List Race 1



Provisional

Sachsenring, Length: 3645m
 Air temperature: 17.81°C
 Track temperature: 21.44°C
 Weather condition: Wet

DMSB Reg. Nr.: DMSB 255/19

Saturday, September 28, 2019 14:45:00

Lap	Time	SE1	SP1	SE2	SP2	SE3	SP3	TSP	Lap	Time	SE1	SP1	SE2	SP2	SE3	SP3	TSP
14	1:21.828	42.262		17.953		21.613	170	217	37	1:22.320	42.396		18.145		21.779	169	220
15	1:22.314	42.455		18.456		21.403	173	220	38	1:22.778	43.222					165	222
16	1:22.014	42.429		18.107		21.478	169	218	39	1:24.320	42.748					168	218
17	1:21.755	42.414		17.964		21.377	173	218	40	1:23.282	43.086					171	219
18	1:21.828	42.341		18.094		21.393	168	218	41	1:26.995	42.455		18.683		25.857	59	219
19	1:22.028	42.406		18.110		21.512	171	220	42	1:51.961	1:11.995		18.279		21.687	168	
20	1:21.526	42.212		18.006		21.308	165	218	43	1:22.410	42.503		18.226		21.681	170	218
21	1:21.483	42.214		17.924		21.345	171	219	44	1:22.583	42.584		18.329		21.670	170	219
22	1:21.559	42.229		18.000		21.330	173	218	45	1:22.901	42.711		18.259		21.931	168	219
23	1:21.581	42.290		17.957		21.334	168	219									

33 Salaquarda, CZE / Stippler, DEU

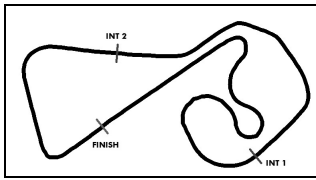
theoretical besttime: 1:21.239

1	1:28.641	47.539		19.497		21.605	173		24	1:26.103	42.186		19.754		24.163	58	220
2	1:22.591	42.555		18.564		21.472	170	223	25	2:31.554	1:51.447		18.385		21.722	170	
3	1:22.373	42.362		18.525		21.486	169	221	26	1:22.532	42.425		18.381		21.726	170	220
4	1:22.138	42.366		18.272		21.500	169	221	27	1:22.708	42.509		18.427		21.772	173	221
5	1:22.692	42.728		18.391		21.573	171	221	28	1:22.560	42.445		18.344		21.771	170	223
6	1:22.659	42.693		18.398		21.568	171	221	29	1:22.427	42.612		18.192		21.623	171	219
7	1:23.227	42.939		18.621		21.667	173	220	30	1:22.760	43.083		18.141		21.536	173	222
8	1:22.754	42.684		18.450		21.620	171	221	31	1:22.140	42.358		18.278		21.504	170	221
9	1:22.731	42.805		18.329		21.597	171	221	32	1:22.405	42.575		18.318		21.512	170	221
10	1:22.922	42.732		18.489		21.701	170	221	33	1:22.465	42.609		18.322		21.534	170	221
11	1:22.314	42.532		18.273		21.509	170	221	34	1:22.048	42.459		18.031		21.558	168	220
12	1:22.062	42.408					170	221	35	1:22.267	42.531		18.305		21.431	171	221
13	1:22.502	42.486		18.399		21.617	171	222	36	1:22.264	42.498		18.223		21.543	171	222
14	1:22.037	42.534		18.066		21.437	173	221	37	1:22.316	42.552		18.231		21.533	170	221
15	1:22.408	42.622		18.261		21.525	171	223	38	1:22.339	42.672		18.061		21.606	173	221
16	1:22.312	42.382		18.412		21.518	171	222	39	1:22.364	42.593		18.156		21.615	171	222
17	1:23.320	43.079		18.486		21.755	169	222	40	1:22.839	42.779		18.318		21.742	170	223
18	1:22.957	42.736		18.662		21.559	170	222	41	1:24.302	43.617		18.457		22.228	169	224
19	1:22.063	42.321		18.286		21.456	170	222	42	1:23.041	43.024		18.209		21.808	168	222
20	1:21.870	42.442		18.138		21.290	169	221	43	1:22.663	42.737		18.113		21.813	173	221
21	1:21.366	42.163		17.948		21.255	170	221	44	1:23.302	43.037		18.178		22.087	171	223
22	1:21.513	42.400		17.903		21.210	168	220	45	1:22.458	42.992		17.986		21.480	171	222
23	1:21.282	42.150		17.879		21.253	170	220									

36 Dienst, DEU / Read, AUS

theoretical besttime: 1:20.755

1	1:23.027	43.170		18.354		21.503	169	192	24	1:24.307	42.085		17.816		24.406	59	219
2	1:21.342	42.116		17.868		21.358	173	218	25	2:54.581	2:14.113		18.670		21.798	169	
3	1:21.017	41.930		17.810		21.277	173	219	26	1:23.263	43.021		18.462		21.780	170	219
4	1:20.919	41.952		17.788		21.179	171	219	27	1:23.223	42.913		18.640		21.670	170	218
5	1:21.072	41.872		17.897		21.303	173	220	28	1:23.659	42.874		18.537		22.248	166	219
6	1:21.374	42.056		17.985		21.333	173	219	29	1:23.071	42.848		18.483		21.740	171	218
7	1:20.891	41.831		17.849		21.211	173	219	30	1:22.551	42.684		18.296		21.571	171	218
8	1:21.046	41.902		17.916		21.228	170	219	31	1:22.282	42.594		18.129		21.559	170	219
9	1:21.274	42.069		17.829		21.376	171	219	32	1:22.239	42.467		18.120		21.652	169	218
10	1:21.158	42.087		17.809		21.262	170	219	33	1:21.918	42.382		18.037		21.499	170	217
11	1:21.030	41.979		17.875		21.176	171	219	34	1:22.082	42.606		17.981		21.495	170	218
12	1:21.214	42.071		17.904		21.239	171	219	35	1:21.916	42.431		18.053		21.432	170	219
13	1:21.283	42.141		17.838		21.304	173	219	36	1:22.369	42.653		18.083		21.633	171	219
14	1:21.309	42.158		17.846		21.305	171	219	37	1:22.487	42.701		18.070		21.716	170	219
15	1:21.270	42.102		17.854		21.314	171	219	38	1:23.910	43.791		18.255		21.864	169	219
16	1:21.250	42.101		17.829		21.320	171	219	39	1:23.785	43.678		18.137		21.970	169	219
17	1:21.209	42.145		17.748		21.316	170	219	40	1:23.587	43.247		18.221		22.119	169	219
18	1:21.539	42.275		17.962		21.302	170	219	41	1:22.505	42.729		18.173		21.603	169	216
19	1:21.618	42.283		17.996		21.339	171	220	42	1:22.429	42.767		18.127		21.535	169	218
20	1:21.502	42.162		17.927		21.413	171	220	43	1:22.292	42.687		17.906		21.699	168	219
21	1:21.595	42.295		17.962		21.338	171	219	44	1:22.094	42.661		17.891		21.542	170	219
22	1:23.261	43.465		18.113		21.683	171	220	45	1:22.492	42.672		18.173		21.647	170	219
23	1:21.655	42.401		17.831		21.423	173	219									



ADAC GT Masters

Sector List Race 1



Provisional

Sachsenring, Length: 3645m
 Air temperature: 17.81°C
 Track temperature: 21.44°C
 Weather condition: Wet

DMSB Reg. Nr.: DMSB 255/19

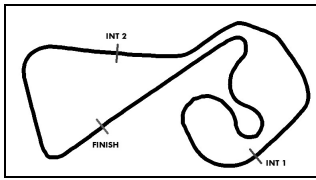
Saturday, September 28, 2019 14:45:00

Lap	Time	SE1	SP1	SE2	SP2	SE3	SP3	TSP	Lap	Time	SE1	SP1	SE2	SP2	SE3	SP3	TSP
47 Dontje, NLD / Götz, DEU									theoretical besttime: 1:20.123								
1	1:21.978	42.451		18.341		21.186	174	190	24	1:21.175	41.992		17.904		21.279	173	220
2	1:20.804	41.972		17.807		21.025	174	219	25	1:24.297	42.117		17.881		24.299	59	219
3	1:20.501	41.629		17.804		21.068	174	219	26	2:30.241	1:50.928		18.065		21.248	171	
4	1:20.275	41.547		17.752		20.976	174	219	27	1:21.109	42.019		17.785		21.305	173	221
5	1:20.595	41.500		17.950		21.145	174	220	28	1:20.901	41.992		17.764		21.145	173	220
6	1:20.572	41.579		17.785		21.208	174	219	29	1:21.172	41.879		17.966		21.327	171	220
7	1:20.908	41.791		17.941		21.176	174	219	30	1:20.804	41.911		17.758		21.135	174	219
8	1:21.051	41.932		17.932		21.187	173	219	31	1:20.692	41.915		17.663		21.114	173	220
9	1:20.861	41.909		17.799		21.153	174	219	32	1:21.092	42.121		17.858		21.113	173	220
10	1:21.160	41.986		17.866		21.308	173	219	33	1:21.181	42.121		17.866		21.194	173	219
11	1:21.130	42.130		17.880		21.120	173	219	34	1:21.170	42.170		17.775		21.225	171	219
12	1:20.910	42.007		17.736		21.167	173	219	35	1:21.064	42.048		17.788		21.228	174	220
13	1:20.893	41.886		17.801		21.206	175	220	36	1:21.110	42.188		17.700		21.222	173	222
14	1:20.751	41.833		17.831		21.087	174	219	37	1:21.045	42.109		17.647		21.289	173	221
15	1:21.185	42.136		17.793		21.256	175	219	38	1:21.990	42.403		18.084		21.503	173	220
16	1:20.996	41.994		17.748		21.254	173	220	39	1:21.851	42.336		17.986		21.529	171	220
17	1:21.211	41.977		17.841		21.393	173	220	40	1:22.123	42.500		18.140		21.483	174	219
18	1:22.096	42.399		18.232		21.465	174	219	41	1:22.680	42.343		18.548		21.789	173	219
19	1:21.917	42.341		18.195		21.381	171	221	42	1:21.965	42.363		18.120		21.482	174	220
20	1:22.186	42.315		18.337		21.534	174	220	43	1:21.862	42.315		18.145		21.402	173	221
21	1:21.317	42.091		17.914		21.312	174	221	44	1:21.829	42.326		17.920		21.583	173	221
22	1:21.172	42.269		17.738		21.165	174	221	45	1:22.845	42.505		18.063		22.277	120	221
23	1:21.143	42.103		17.875		21.165	174	221									

Lap	Time	SE1	SP1	SE2	SP2	SE3	SP3	TSP	Lap	Time	SE1	SP1	SE2	SP2	SE3	SP3	TSP
48 Ellis, GBR / Vettel, DEU									theoretical besttime: 1:21.199								
1	1:26.289	45.661		18.602		22.026	173		23	1:21.876	42.424		17.860		21.592	174	219
2	1:22.237	42.429		18.158		21.650	174	220	24	1:26.653	43.181		18.360		25.112	59	219
3	1:22.070	42.380		18.065		21.625	174	220	25	2:32.656	1:52.297		18.613		21.746	173	
4	1:22.245	42.675		18.118		21.452	175	223	26	1:25.558	43.389		20.526		21.643	173	219
5	1:21.960	42.289		18.078		21.593	171	221	27	1:23.372	43.155		18.679		21.538	171	219
6	1:22.834	42.707		18.103		22.024	170	220	28	1:22.789	42.832		18.301		21.656	171	219
7	1:22.644	43.194		18.036		21.414	173	219	29	1:22.505	42.909		18.136		21.460	173	219
8	1:21.704	42.262		17.918		21.524	174	220	30	1:22.330	42.827		18.018		21.485	173	219
9	1:22.396	42.651		18.061		21.684	173	219	31	1:22.857	42.978		18.300		21.579	171	219
10	1:23.065	42.725					170	220	32	1:30.547	44.670		23.807		22.070	169	219
11	1:22.433	42.888		18.020		21.525	171	217	33	1:27.196	43.369		21.135		22.692	171	217
12	1:21.781	42.295		18.025		21.461	173	219	34	1:23.371	43.519		18.329		21.523	171	219
13	1:21.527	42.246		17.853		21.428	173	219	35	1:22.681	43.061		18.139		21.481	173	219
14	1:21.380	42.117		17.743		21.520	173	219	36	1:22.547	42.947		18.060		21.540	171	219
15	1:21.206	42.170					173	220	37	1:22.235	42.905		17.991		21.339	171	219
16	1:21.706	42.378					171	220	38	1:26.353	42.913		20.739		22.701	170	219
17	1:21.475	42.268		17.798		21.409	174	219	39	1:23.372	43.683		18.169		21.520	174	218
18	1:22.017	42.437					174		40	1:32.393	42.756		26.542		23.095	169	219
19	1:22.108	42.470		18.134		21.504	175	221	41	1:23.185	43.596		18.147		21.442	173	218
20	1:22.921	43.313					173	224	42	1:22.938	43.224		18.161		21.553	171	220
21	1:22.056	42.326		18.033		21.697	171	219	43	1:22.261	42.871		17.830		21.560	173	219
22	1:23.245	42.297		19.261		21.687	173	220	44	1:22.702	42.941		18.268		21.493	171	219

Lap	Time	SE1	SP1	SE2	SP2	SE3	SP3	TSP	Lap	Time	SE1	SP1	SE2	SP2	SE3	SP3	TSP
63 Engelhart, DEU / Bortolotti, ITA									theoretical besttime: 1:21.048								
1	1:26.598	46.046		18.692		21.860	171	200	24	1:22.841	43.023		18.242		21.576	169	223
2	1:22.390	42.522		18.209		21.659	174	220	25	1:21.857	42.545		18.016		21.296	170	219
3	1:22.009	42.225		18.206		21.578	174	220	26	1:21.214	41.986		17.898		21.330	171	220
4	1:22.284	42.728		18.157		21.399	171	219	27	1:21.363	42.117		17.905		21.341	171	221
5	1:21.936	42.270		18.210		21.456	171	220	28	1:24.788	42.068		19.844		22.876	169	221
6	1:22.665	42.744		18.268		21.653	173	221	29	1:22.802	42.640		18.483		21.679	171	219
7	1:23.130	43.304		18.323		21.503	173	223	30	1:21.620	42.165		18.054		21.401	174	221
8	1:21.601	42.300		18.049		21.252	166	221	31	1:21.462	42.097		18.019		21.346	170	220
9	1:22.075	42.456		18.051		21.568	171	220	32	1:21.509	42.138		18.128		21.243	173	221
10	1:23.058	42.665		18.533		21.860	173	222	33	1:21.425	42.126		18.054		21.245	173	220
11	1:22.563	42.940		18.138		21.485	169	221	34	1:21.479	42.115		18.087		21.277	174	220
12	1:21.914	42.385		18.127		21.402	169	221	35	1:21.373	42.172		17.918		21.283	171	221
13	1:21.562	42.325		18.001		21.236	173	223	36	1:21.559	42.365		17.935		21.259	171	222
14	1:21.488	42.204		17.964		21.320	171	221	37	1:21.257	41.992		17.936		21.329	173	220





ADAC GT Masters

Sector List Race 1



Provisional

Sachsenring, Length: 3645m
 Air temperature: 17.81°C
 Track temperature: 21.44°C
 Weather condition: Wet

DMSB Reg. Nr.: DMSB 255/19

Saturday, September 28, 2019 14:45:00

Lap	Time	SE1	SP1	SE2	SP2	SE3	SP3	TSP	Lap	Time	SE1	SP1	SE2	SP2	SE3	SP3	TSP
15	1:21.425	42.327		17.826		21.272	173	221	38	1:21.760	42.351		17.980		21.429	173	220
16	1:21.362	42.056		17.945		21.361	171	221	39	1:22.200	42.438		18.170		21.592	171	221
17	1:21.682	42.237		17.952		21.493	174	222	40	1:21.921	42.431		18.077		21.413	173	220
18	1:21.932	42.313		18.190		21.429	174	223	41	1:22.363	42.601		18.291		21.471	171	223
19	1:25.417	42.593		18.092		24.732	57	223	42	1:22.474	42.525		18.472		21.477	174	222
20	2:29.390	1:50.060		18.055		21.275	170		43	1:22.582	42.656		18.266		21.660	174	222
21	1:22.430	42.580		18.364		21.486	174	221	44	1:22.403	42.691		18.213		21.499	173	223
22	1:21.976	42.280		18.237		21.459	173	222	45	1:23.077	43.029		18.186		21.862	171	224
23	1:23.868	43.333		18.748		21.787	173	221									

69 Luhr, DEU / Holzer, DEU

theoretical besttime: 1:21.386

1	1:28.005	47.040		18.988		21.977	171	201	24	1:25.812	42.301		21.574		21.937	173	219
2	1:22.688	42.455		18.693		21.540	171	219	25	1:22.000	42.327		18.349		21.324	171	219
3	1:22.434	42.643		18.455		21.336	171		26	1:21.972	42.114		18.318		21.540	171	219
4	1:22.713	42.412		18.234		22.067	162	219	27	1:23.357	42.440		18.718		22.199	173	219
5	1:23.006	43.002		18.436		21.568	171	217	28	1:23.412	43.070		18.663		21.679	173	217
6	1:22.728	42.550		18.605		21.573	170	219	29	1:21.758	42.260		18.126		21.372	170	219
7	1:23.078	42.696		18.690		21.692	173	219	30	1:21.892	42.421		18.063		21.408	171	219
8	1:22.820	42.743		18.467		21.610	171	219	31	1:22.009	42.383		18.146		21.480	173	219
9	1:22.767	42.889		18.363		21.515	171	218	32	1:22.466	42.466		18.230		21.770	171	219
10	1:22.799	42.622		18.537		21.640	171	218	33	1:24.473	43.205		18.583		22.685	174	218
11	1:23.346	43.382		18.463		21.501	170	219	34	1:23.886	43.638		18.581		21.667	174	221
12	1:22.311	42.453		18.398		21.460	168	218	35	1:23.073	42.848		18.459		21.766	174	220
13	1:22.839	42.352		18.659		21.828	173	219	36	1:22.337	42.606		18.179		21.552	171	220
14	1:22.553	42.657		18.332		21.564	170	219	37	1:22.501	42.706		18.186		21.609	174	220
15	1:22.485	42.772		18.315		21.398	171	216	38	1:22.764	42.492		18.464		21.808	173	219
16	1:22.140	42.260		18.379		21.501	171	219	39	1:21.938	42.530		17.948		21.460	173	219
17	1:23.157	42.255		18.300		22.602	169	219	40	1:22.201	42.512		18.185		21.504	173	220
18	1:23.300	43.059		18.589		21.652	169	219	41	1:21.934	42.240		18.147		21.547	171	219
19	1:22.796	42.676		18.563		21.557	171	221	42	1:22.631	42.810		18.365		21.456	171	219
20	1:25.550	42.541		18.425		24.584	57	219	43	1:22.304	42.451		18.199		21.654	169	219
21	2:32.680	1:51.808		19.184		21.688	170		44	1:22.243	42.381		18.227		21.635	171	219
22	1:22.596	42.621		18.448		21.527	173	219	45	1:22.435	42.529		18.297		21.609	169	220
23	1:21.917	42.296		18.182		21.439	171	219									

71 Tregurtha, GBR / Paul, DEU

theoretical besttime: 1:21.457

1	1:33.053	47.406		23.745		21.902	171	192	23	1:23.397	43.054		18.688		21.655	170	218
2	1:21.457	42.036		17.979		21.442	171	218	24	1:23.582	43.061		18.848		21.673	171	219
3	1:23.518	42.697		19.141		21.680	174	219	25	1:23.025	42.760		18.533		21.732	169	219
4	1:22.585	42.489		18.342		21.754	173	219	26	1:22.939	42.593		18.401		21.945	173	218
5	1:23.770	43.289		18.661		21.820	171	220	27	1:23.979	43.372		18.861		21.746	169	219
6	1:23.249	43.038		18.384		21.827	170	218	28	1:22.870	42.644		18.447		21.779	174	217
7	1:23.376	42.938		18.540		21.898	174	219	29	1:22.413	42.494		18.324		21.595	168	216
8	1:23.090	42.845		18.436		21.809	168	219	30	1:22.552	42.532		18.173		21.847	171	219
9	1:25.763	43.073		20.054		22.636	169	219	31	1:22.200	42.460		18.108		21.632	165	218
10	1:22.908	42.753		18.458		21.697	166	216	32	1:22.402	42.667		18.109		21.626	165	218
11	1:22.484	42.493		18.330		21.661	170	217	33	1:22.731	42.604		18.281		21.846	169	218
12	1:22.563	42.652		18.268		21.643	171	219	34	1:24.384	44.267		18.398		21.719	169	218
13	1:22.618	42.579		18.326		21.713	169	219	35	1:22.792	42.795		18.431		21.566	168	220
14	1:23.572	42.905		18.574		22.093	173	218	36	1:22.488	42.524		18.315		21.649	171	219
15	1:23.602	42.706		18.799		22.097	170	220	37	1:21.898	42.277		18.078		21.543	174	219
16	1:23.296	42.683		18.740		21.873	171	218	38	1:23.007	42.769		18.499		21.739	170	219
17	1:23.551	43.171		18.631		21.749	169	220	39	1:23.564	43.474		18.322		21.768	171	219
18	1:23.881	43.206		18.646		22.029	171	220	40	1:23.446	43.215		18.483		21.748	168	219
19	1:23.158	43.276		18.306		21.576	171	221	41	1:22.808	42.848		18.254		21.706	171	219
20	1:26.234	42.769		18.173		25.292	59	220	42	1:23.370	43.074		18.523		21.773	170	218
21	2:35.000	1:54.371		18.651		21.978	173		43	1:23.387	43.221		18.380		21.786	168	220
22	1:23.458	43.193		18.457		21.808	166	218	44	1:23.919	43.489		18.437		21.993	164	218



ADAC GT Masters

Sector List Race 1

Provisional



Sachsenring, Length: 3645m

Air temperature: 17.81°C

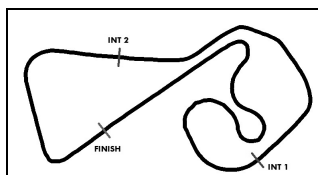
Track temperature: 21.44°C

Weather condition: Wet

DMSB Reg. Nr.: DMSB 255/19

Saturday, September 28, 2019 14:45:00

Lap	Time	SE1	SP1	SE2	SP2	SE3	SP3	TSP	Lap	Time	SE1	SP1	SE2	SP2	SE3	SP3	TSP	
82	Ineichen, CHE / Perera, FRA										theoretical besttime: 1:21.479							
1	1:27.028	46.351		18.833		21.844	173	215	24	1:22.322	42.773		18.198		21.351	173	219	
2	1:22.833	42.556		18.432		21.845	173	221	25	1:21.572	42.226		18.102		21.244	174	220	
3	1:21.998	42.260		18.238		21.500	170	221	26	1:21.873	42.269		18.256		21.348	173	221	
4	1:23.065	42.450		18.505		22.110	170	219	27	1:21.790	42.381		18.058		21.351	175	222	
5	1:22.637	42.474		18.521		21.642	165	219	28	1:22.933	42.916		18.205		21.812	174	224	
6	1:22.400	42.286		18.411		21.703	170	219	29	1:22.380	42.773		18.162		21.445	175	221	
7	1:23.564	43.505		18.551		21.508	173	219	30	1:22.535	42.990		18.072		21.473	175	222	
8	1:23.355	43.223		18.498		21.634	170	220	31	1:22.017	42.539		18.105		21.373	175	222	
9	1:22.612	42.671		18.436		21.505	171	219	32	1:22.541	42.800		18.254		21.487	173	223	
10	1:22.908	42.789		18.417		21.702	170	219	33	1:22.283	42.667		18.130		21.486	174	221	
11	1:22.310	42.341		18.381		21.588	173	219	34	1:22.332	42.845		18.009		21.478	174	222	
12	1:22.057	42.346		18.235		21.476	173	219	35	1:22.057	42.522		18.016		21.519	174	223	
13	1:22.367	42.591		18.345		21.431	171	221	36	1:22.267	42.715		18.045		21.507	174	224	
14	1:22.211	42.392		18.253		21.566	170	219	37	1:22.215	42.597		18.130		21.488	174	222	
15	1:22.414	42.620		18.189		21.605	173	219	38	1:22.443	42.877		18.168		21.398	173	223	
16	1:22.342	42.426		18.350		21.566	170	221	39	1:22.473	42.918		18.022		21.533	174	222	
17	1:22.991	43.052		18.274		21.665	171	220	40	1:22.639	42.888		18.158		21.593	177	222	
18	1:22.183	42.398		18.172		21.613	173	221	41	1:23.731	43.454					171	224	
19	1:26.050	42.892		18.203		24.955	58	221	42	1:22.981	43.211					174	225	
20	2:32.556	1:52.282		18.704		21.570	173		43	1:22.768	42.889		18.069		21.810	173	223	
21	1:21.878	42.247		18.183		21.448	173	221	44	1:23.120	43.099		18.099		21.922	175	224	
22	1:22.317	42.857		18.174		21.286	175	222	45	1:25.137	44.591		18.384		22.162	173	214	
23	1:22.925	42.807		18.443		21.675	173	220										



ADAC GT Masters

Pit Stops Race 1

Provisional



Sachsenring, Length: 3645m

Air temperature: 17.81°C

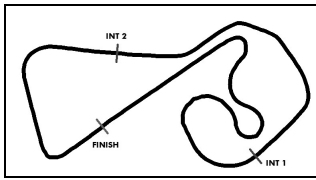
Track temperature: 21.44°C

Weather condition: Wet

DMSB Reg. Nr.: DMSB 255/19

Saturday, September 28, 2019 14:45:00

Nr	Driver in	Day time in	Time in	Driver out	Day time out	Time out	Nett Time
25	Steven Palette	15:10:04.191	25:05.962	Jeffrey Schmidt	15:11:14.732	26:16.503	1:10.541
29	Max Hofer	15:10:57.590	25:59.361	Max Hofer	15:12:08.260	27:10.031	1:10.670
63	Christian Engelhart	15:11:04.693	26:06.464	Mirko Bortolotti	15:12:15.023	27:16.794	1:10.330
17	Timo Bernhard	15:11:14.021	26:15.792	Klaus Bachler	15:12:29.809	27:31.580	1:15.788
1	Thomas Preining	15:11:14.421	26:16.192	Robert Renauer	15:12:25.397	27:27.168	1:10.976
82	Rolf Ineichen	15:11:14.940	26:16.711	Franck Perera	15:12:26.056	27:27.827	1:11.116
4	Remo Lips	15:11:33.950	26:35.721	Stephane Tribaudini	15:12:55.790	27:57.561	1:21.840
24	Mike David Ortmann	15:12:17.170	27:18.941	Markus Winkelhock	15:13:27.706	28:29.477	1:10.536
28	Ricardo Feller	15:12:21.626	27:23.397	Frederic Vervisch	15:13:32.185	28:33.956	1:10.559
7	Luca Ludwig	15:12:26.743	27:28.514	Sebastian Asch	15:13:36.459	28:38.230	1:09.716
69	Lucas Luhr	15:12:41.116	27:42.887	Marco Holzer	15:13:51.788	28:53.559	1:10.672
71	William Tregurtha	15:12:55.349	27:57.120	William Tregurtha	15:14:08.016	29:09.787	1:12.667
21	Jimmy Eriksson	15:13:29.409	28:31.180	Jimmy Eriksson	15:14:39.258	29:41.029	1:09.849
3	Markus Pommer	15:13:58.914	29:00.685	Maximilian Hackländer	15:15:08.671	30:10.442	1:09.757
14	Nicolai Sylvest	15:14:00.661	29:02.432	Jens Klingmann	15:15:11.261	30:13.032	1:10.600
12	Florian Spengler	15:14:12.279	29:14.050	Florian Spengler	15:15:22.934	30:24.705	1:10.655
26	Nikolaj Rogivue	15:15:09.325	30:11.096	Nikolaj Rogivue	15:16:19.595	31:21.366	1:10.270
11	Elia Erhart	15:17:06.573	32:08.344	Pierre Kaffer	15:18:16.698	33:18.469	1:10.125
18	Adrien de Leener	15:17:07.509	32:09.280	Adrien de Leener	15:18:18.214	33:19.985	1:10.705
20	Mick Wishofer	15:17:33.058	32:34.829	Mick Wishofer	15:18:43.540	33:45.311	1:10.482
36	Marvin Dienst	15:17:34.784	32:36.555	Aidan Read	15:19:06.910	34:08.681	1:32.126
48	Philip Ellis	15:17:57.455	32:59.226	Fabian Vettel	15:19:08.649	34:10.420	1:11.194
33	Filip Salaquarda	15:18:04.450	33:06.221	Filip Salaquarda	15:19:15.330	34:17.101	1:10.880
47	Indy Dontje	15:18:48.711	33:50.482	Maximilian Götz	15:19:59.703	35:01.474	1:10.992
31	Patric Niederhauser	15:19:10.593	34:12.364	Patric Niederhauser	15:20:21.039	35:22.810	1:10.446
13	David Jahn	15:19:29.252	34:31.023	Sven Barth	15:20:39.625	35:41.396	1:10.373
3	Maximilian Hackländer	15:22:08.235	37:10.006	Maximilian Hackländer	15:22:26.268	37:28.039	18.033
21	Daniel Keilwitz	15:24:10.969	39:12.740	Daniel Keilwitz	15:24:28.809	39:30.580	17.840
7	Sebastian Asch	15:24:34.252	39:36.023	Sebastian Asch	15:24:52.025	39:53.796	17.773
31	Kelvin van der Linde	15:42:21.445	57:23.216	Kelvin van der Linde	15:42:53.008	57:54.779	31.563
4	Stephane Tribaudini	15:43:39.818	58:41.589				



ADAC GT Masters

Top speed list Race 1

Provisional



Sachsenring, Length: 3645m

Air temperature: 17.81°C

Track temperature: 21.44°C

Weather condition: Wet

DMSB Reg. Nr.: DMSB 255/19

Saturday, September 28, 2019 14:45:00

#	Name (NAT)	Team	Car name	Speed	Lap	Race time
13	David Jahn (DEU)	RWT Racing (AUT)	Corvette C7 GT3-R	229.78	7	8:29.448
14	Nicolai Sylvest (DNK)	MRS GT-Racing (DEU)	BMW M6 GT3	225.46	3	2:58.481
82	Franck Perera (FRA)	ORANGE1 by GRT Grasser (AUT)	Lamborghini Huracan GT3 EVO	225.00	42	57:44.642
17	Timo Bernhard (DEU)	KÜS TEAM75 Bernhard (DEU)	Porsche 911 GT3 R	224.53	19	24:55.166
48	Philip Ellis (GBR)	MANN-FILTER Team HTP (DEU)	Mercedes-AMG GT3	224.53	20	26:08.301
63	Mirko Bortolotti (ITA)	ORANGE1 by GRT Grasser (AUT)	Lamborghini Huracan GT3 EVO	224.53	45	1:01:32.238
7	Luca Ludwig (DEU)	HB Racing (AUT)	Ferrari 488 GT3	224.06	20	26:08.207
33	Frank Stippler (DEU)	Team ISR (CZE)	Audi R8 LMS GT3	224.06	41	56:20.084
1	Robert Renauer (DEU)	Precote Herberth Motorsport (DEU)	Porsche 911 GT3 R	224.06	42	57:44.512
21	Jimmy Eriksson (SWE)	Team ZAKSPEED BKK Mobil Oil Racing (DEU)	Mercedes-AMG GT3	223.14	19	24:29.478
18	Matteo Cairoli (ITA)	KÜS TEAM75 Bernhard (DEU)	Porsche 911 GT3 R	223.14	36	49:45.321
28	Ricardo Feller (CHE)	Montaplast by Land-Motorsport (DEU)	Audi R8 LMS GT3	222.68	15	19:14.261
29	Christopher Mies (DEU)	Montaplast by Land-Motorsport (DEU)	Audi R8 LMS GT3	222.68	22	29:56.964
25	Steven Palette (FRA)	BWT Mücke Motorsport (DEU)	Audi R8 LMS GT3	222.22	13	16:50.095
47	Maximilian Götz (DEU)	MANN-FILTER Team HTP (DEU)	Mercedes-AMG GT3	222.22	36	48:35.774
20	Kelvin Snoeks (NLD)	Team ZAKSPEED BKK Mobil Oil Racing (DEU)	Mercedes-AMG GT3	222.22	36	49:00.124
31	Kelvin van der Linde (ZAF)	HCB-Rutronik-Racing	Audi R8 LMS GT3	222.22	38	51:51.763
69	Lucas Luhr (DEU)	Iron Force Racing	Porsche 911 GT3 R	221.76	19	25:00.485
26	Nikolaj Rogivue (CHE)	BWT Mücke Motorsport (DEU)	Audi R8 LMS GT3	221.31	19	24:45.170
71	William Tregurtha (GBR)	T3 Motorsport	Audi R8 LMS GT3	221.31	19	25:13.648
11	Elia Erhart (DEU)	EFP Car Collection by TECE	Audi R8 LMS GT3	220.85	3	2:57.956
36	Marvin Dienst (DEU)	Schütz Motorsport (DEU)	Mercedes-AMG GT3	220.85	19	24:28.519
12	Florian Spengler (DEU)	EFP Car Collection by TECE	Audi R8 LMS GT3	220.40	13	16:50.014
24	Markus Winkelhock (DEU)	BWT Mücke Motorsport (DEU)	Audi R8 LMS GT3	220.40	45	1:01:32.158
3	Markus Pommer (DEU)	Aust Motorsport (DEU)	Audi R8 LMS GT3	219.95	13	16:39.458
4	Remo Lips (CHE)	Aust Motorsport (DEU)	Audi R8 LMS GT3	219.51	2	1:33.789
8	Dennis Marschall (DEU)	HCB-Rutronik-Racing	Audi R8 LMS GT3	189.80	1	3.996