

# ADAC Formel 4

## Result List Race 1

Provisional



Sachsenring, Length: 3645m  
 Air temperature: 17.1°C  
 Track temperature: 21.58°C  
 Weather condition: Wet

**DMSB** Reg. Nr.: DMSB 256/19

Saturday, September 28, 2019 11:05:00

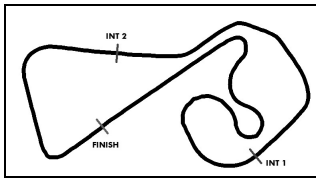
started : 17      classified : 16      not classified : 1

Nr.	Drivers	Team	Laps	Total Time	Gap	Kph	Lap	Time	Kph
Cl.	Car	Competitor							
1	44 M.Belov(RUS) ADAC Formel 4	(T) R-ACE GP R-ACE GP	20	30:07.095		145.1	10	1:20.270	163.4
2	21 T.Pourchaire(FRA) ADAC Formel 4	(T) US Racing - CHRS(DEU) US Racing - CHRS	20	30:07.573	0.478	145.1	9	1:20.077	163.8
3	14 G.Saucy(SUI) ADAC Formel 4	(T) R-ACE GP R-ACE GP	20	30:07.947	0.852	145.0	10	1:20.232	163.5
4	62 D.Hauger(NOR) ADAC Formel 4	(T) Van Amersfoort Racing(NLD) Van Amersfoort Racing	20	30:08.780	1.685	145.1	9	1:19.935	164.1
5	3 P.Aron(EST) R ADAC Formel 4	(T) Prema Powerteam SRL(ITA) Prema Powerteam SRL	20	30:09.303	2.208	145.1	10	1:20.513	162.9
6	17 A.Leclerc(MCO) ADAC Formel 4	(T) US Racing - CHRS(DEU) US Racing - CHRS	20	30:09.556	2.461	145.0	11	1:20.124	163.7
7	5 G.Petecof(BRA) ADAC Formel 4	(T) Prema Powerteam SRL(ITA) Prema Powerteam SRL	20	30:10.066	2.971	145.1	9	1:20.567	162.8
8	28 A.Ghiretti(FRA) ADAC Formel 4	US Racing - CHRS(DEU) US Racing - CHRS	20	30:12.885	5.790	144.8	10	1:20.095	163.8
9	16 S.Estner(DEU) ADAC Formel 4	Van Amersfoort Racing(NLD) Van Amersfoort Racing	20	30:12.921	5.826	145.1	9	1:20.605	162.7
10	7 R.Stanek(CZE) R ADAC Formel 4	US Racing - CHRS(DEU) US Racing - CHRS	20	30:13.438	6.343	144.9	9	1:20.713	162.5
11	2 N.Göhler(DEU) R ADAC Formel 4	(T) ADAC Berlin-Brandenburg e.V.(DEU) ADAC Berlin-Brandenburg e.V.	20	30:16.325	9.230	144.7	10	1:20.755	162.4
12	6 I.Cohen(ISR) ADAC Formel 4	(T) Van Amersfoort Racing(NLD) Van Amersfoort Racing	20	30:17.741	10.646	144.6	10	1:20.888	162.2
13	15 L.Toth(HUN) ADAC Formel 4	R-ACE GP R-ACE GP	20	30:20.030	12.935	144.5	9	1:20.584	162.8
14	10 O.Rasmussen(DNK) ADAC Formel 4	Prema Powerteam SRL(ITA) Prema Powerteam SRL	20	30:23.025	15.930	144.0	10	1:20.477	163.0
15	8 L.Alleco Roy(MCO) ADAC Formel 4	Van Amersfoort Racing(NLD) Van Amersfoort Racing	20	30:24.781	17.686	144.0	9	1:20.347	163.3
16	12 K.Thaqi(KOS) R ADAC Formel 4	ADAC Berlin-Brandenburg e.V.(DEU) ADAC Berlin-Brandenburg e.V.	20	30:31.717	24.622	144.0	11	1:21.776	160.4
<b>Not classified</b>									
	26 J.Dürksen(PAR) R ADAC Formel 4	(T) ADAC Berlin-Brandenburg e.V.(DEU) ADAC Berlin-Brandenburg e.V.	1	8:32.593	19LAPS				

Fastest lap of the race. Car 62 driver Dennis Hauger on lap 9. Time 1:19.935, average speed 164.1 km/h.

T =nominated for Team Classification

Subject to final scrutineering!		
Publication time:	Clerk of the Course: Marcel Putsche	Timekeeper: Daniel Schulze



# ADAC Formel 4

## Class Result List Race 1



Provisional

**DMSB** Reg. Nr.: DMSB 256/19

Saturday, September 28, 2019 11:05:00

Sachsenring, Length: 3645m  
Air temperature: 17.1°C  
Track temperature: 21.58°C  
Weather condition: Wet

started : 17      classified : 16      not classified : 1

Nr. Drivers	Team	Laps	Total Time	Gap	Kph	Lap	Time	Kph
Car	Competitor							

**CLASS: Rookie**

Started: 5      Classified: 4      Not Classified: 1

1	3 P.Aron(EST) ADAC Formel 4	Prema Powerteam SRL(ITA) Prema Powerteam SRL	20	30:09.303		145.1	10	1:20.513	162.9
2	7 R.Stanek(CZE) ADAC Formel 4	US Racing - CHR(DEU) US Racing - CHR	20	30:13.438	4.135	144.9	9	1:20.713	162.5
3	2 N.Göhler(DEU) ADAC Formel 4	ADAC Berlin-Brandenburg e.V.(DEU) ADAC Berlin-Brandenburg e.V.	20	30:16.325	7.022	144.7	10	1:20.755	162.4
4	12 K.Thaqi(KOS) ADAC Formel 4	ADAC Berlin-Brandenburg e.V.(DEU) ADAC Berlin-Brandenburg e.V.	20	30:31.717	22.414	144.0	11	1:21.776	160.4

**Not classified**

26	J.Dürksen(PAR) ADAC Formel 4	ADAC Berlin-Brandenburg e.V.(DEU) ADAC Berlin-Brandenburg e.V.	1	8:32.593	19LAPS				
----	---------------------------------	---	---	----------	--------	--	--	--	--

*Fastest lap of the class. Car 3 driver Paul Aron on lap 10. Time 1:20.513, average speed 162.9 km/h.*

T =nominated for Team Classification

Subject to final scrutineering!		
Publication time:	Clerk of the Course: Marcel Putsche	Timekeeper: Daniel Schulze

Timing: SWISSTIMING

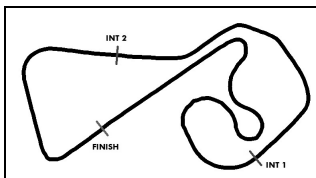
ver: 1.0

[www.adac.de/motorsport](http://www.adac.de/motorsport)

Page 1/ 1 printed: 28.9.2019 11:39







# ADAC Formel 4

## Sector List Race 1

Provisional



Sachsenring, Length: 3645m

Air temperature: 17.1°C

Track temperature: 21.58°C

Weather condition: Wet

**DMSB** Reg. Nr.: DMSB 256/19

Saturday, September 28, 2019 11:05:00

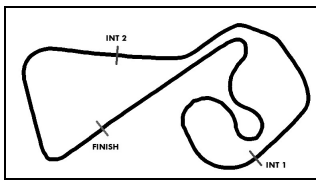
Lap	Time	SE1	SP1	SE2	SP2	SE3	SP3	TSP	Lap	Time	SE1	SP1	SE2	SP2	SE3	SP3	TSP
<b>2</b>	<b>Göhler, DEU</b>								<b>theoretical besttime: 1:20.755</b>								
1	1:34.108	49.674		20.370		24.064	152	135	11	1:21.262	41.531		18.228		21.503	163	<b>203</b>
2	1:35.738	45.069		19.981		30.688	52	195	12	1:21.644	41.637		18.148		21.859	163	202
3	2:36.817	1:50.373		20.717		25.727	158		13	1:22.771	42.589		18.518		21.664	157	201
4	1:47.538	43.495		25.132		38.911	89	194	14	1:22.388	42.337		18.470		21.581	164	201
5	2:07.878	59.301		30.899		37.678	160	147	15	1:22.408	42.154		18.491		21.763	164	202
6	1:24.308	43.275		18.989		22.044	162	201	16	1:22.315	42.223		18.298		21.794	165	201
7	1:22.052	42.157		18.249		21.646	164	202	17	1:22.611	42.397		18.557		21.657	162	201
8	1:21.460	41.679		18.199		21.582	166	202	18	1:23.175	42.900		18.607		21.668	164	201
9	1:20.949	41.469		18.116		21.364	164	203	19	1:22.930	42.502		18.587		21.841	163	202
10	<b>1:20.755</b>	<b>41.401</b>		<b>18.060</b>		<b>21.294</b>	163	203	20	1:23.218	42.469		18.688		22.061	162	201

<b>3</b>	<b>Aron, EST</b>								<b>theoretical besttime: 1:20.438</b>								
1	1:32.100	48.091		19.414		24.595	155	127	11	1:21.404	<b>41.560</b>		17.815		22.029	165	203
2	1:30.590	43.455		18.953		28.182	120	202	12	1:21.266	41.783		17.850		21.633	162	203
3	2:12.491	1:02.146		30.219		40.126	89	157	13	1:21.388	42.014		17.986		21.388	159	201
4	2:13.594	1:02.769		32.648		38.177	131	118	14	1:22.251	41.732		18.343		22.176	160	202
5	2:11.494	1:00.499		31.263		39.732	159	155	15	1:21.584	42.165		17.989		21.430	163	200
6	1:23.331	42.812		18.441		22.078	162	203	16	1:21.878	42.161		18.232		21.485	163	203
7	1:21.765	42.065		18.032		21.668	163	203	17	1:22.245	42.377		18.135		21.733	164	201
8	1:20.721	41.632		17.784		21.305	160	203	18	1:23.399	42.881		18.480		22.038	166	202
9	1:20.590	41.645		17.748		<b>21.197</b>	165	<b>204</b>	19	1:23.566	42.985		18.565		22.016	163	203
10	<b>1:20.513</b>	41.617		<b>17.681</b>		21.215	163	204	20	1:23.133	42.784		18.274		22.075	159	201

<b>5</b>	<b>Petecof, BRA</b>								<b>theoretical besttime: 1:20.344</b>								
1	1:32.977	49.280		19.749		23.948	158	124	11	1:20.963	41.895		17.741		<b>21.327</b>	<b>162</b>	200
2	1:31.680	43.409		18.790		29.481	109	201	12	1:21.160	41.700		17.858		21.602	165	200
3	2:13.188	1:01.660		30.274		41.254	121	148	13	1:21.709	41.971		18.050		21.688	164	201
4	2:13.672	1:01.706		32.653		39.313	109	129	14	1:22.341	42.419		18.117		21.805	166	203
5	2:09.120	59.488		30.859		38.773	165	151	15	1:22.466	42.295		18.372		21.799	164	204
6	1:23.383	42.669		18.482		22.232	164	203	16	1:22.446	42.348		18.148		21.950	165	202
7	1:22.045	41.929		18.115		22.001	165	203	17	1:22.082	42.047		18.228		21.807	162	204
8	1:21.105	41.675		17.731		21.699	165	203	18	1:22.392	42.376		18.162		21.854	166	201
9	<b>1:20.567</b>	<b>41.331</b>		17.751		21.485	165	<b>204</b>	19	1:22.583	42.401		18.176		22.006	160	202
10	1:21.087	41.459		<b>17.686</b>		21.942	162	202	20	1:23.100	42.698		18.240		22.162	159	203

<b>6</b>	<b>Cohen, ISR</b>								<b>theoretical besttime: 1:20.757</b>								
1	1:34.419	50.087		20.415		23.917	159	127	11	1:21.058	41.726		17.923		21.409	165	202
2	1:34.572	45.083		20.121		29.368	147	198	12	1:21.577	41.857		17.876		21.844	164	202
3	2:11.569	59.013		30.302		42.254	51	190	13	1:22.927	42.740		18.371		21.816	160	203
4	2:20.957	1:26.911		20.056		33.990	121		14	1:22.869	42.514		18.259		22.096	164	201
5	2:01.953	55.386		30.122		36.445	160	129	15	1:22.055	42.411		18.066		21.578	164	200
6	1:23.382	43.283		18.472		21.627	168	201	16	1:22.539	42.422		18.194		21.923	163	201
7	1:21.900	41.909		18.299		21.692	166	<b>203</b>	17	1:22.475	42.792		18.069		21.614	163	201
8	1:21.534	41.899		18.206		21.429	166	203	18	1:23.652	42.936		18.778		21.938	162	201
9	1:20.926	41.651		18.014		<b>21.261</b>	168	202	19	1:23.419	42.812		18.756		21.851	160	201
10	<b>1:20.888</b>	<b>41.620</b>		<b>17.876</b>		21.392	166	203	20	1:23.070	42.924		18.099		22.047	163	200

<b>7</b>	<b>Stanek, CZE</b>								<b>theoretical besttime: 1:20.450</b>								
1	1:33.468	48.671		20.055		24.742	159	130	11	1:20.848	41.509		<b>17.971</b>		21.368	158	201
2	1:32.157	43.430		19.287		29.440	113	200	12	1:21.126	41.452		18.015		21.659	153	200
3	2:13.061	1:01.396		30.532		41.133	116	152	13	1:21.512	41.959		18.145		21.408	164	198
4	2:13.434	1:01.676		32.813		38.945	103	142	14	1:22.703	42.267		18.517		21.919	159	203
5	2:08.742	59.795		30.641		38.306	163	161	15	1:23.040	42.702		18.388		21.950	164	203
6	1:23.679	42.678		18.522		22.479	163	204	16	1:24.049	42.761		18.655		22.633	158	203
7	1:22.019	42.084		18.343		21.592	166	201	17	1:22.650	42.381		18.384		21.885	160	201
8	1:21.209	41.804		18.099		21.306	166	205	18	1:22.635	42.527		18.547		21.561	165	203
9	<b>1:20.713</b>	41.407		18.080		<b>21.226</b>	162	<b>205</b>	19	1:22.330	42.118		18.477		21.735	165	201
10	1:21.540	<b>41.253</b>		18.064		22.223	159	203	20	1:22.523	42.276		18.467		21.780	164	202



# ADAC Formel 4

## Sector List Race 1

Provisional



Sachsenring, Length: 3645m

Air temperature: 17.1°C

Track temperature: 21.58°C

Weather condition: Wet

**DMSB** Reg. Nr.: DMSB 256/19

Saturday, September 28, 2019 11:05:00

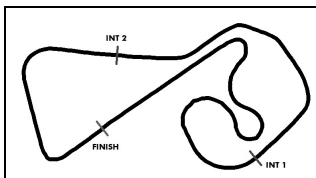
Lap	Time	SE1	SP1	SE2	SP2	SE3	SP3	TSP	Lap	Time	SE1	SP1	SE2	SP2	SE3	SP3	TSP
<b>8</b>	<b>Alleco Roy, MCO</b>								<b>theoretical besttime: 1:20.255</b>								
1	1:34.141	49.943		20.245		23.953	157	131	11	1:20.715	41.526		<b>17.785</b>		21.404	160	205
2	1:34.544	44.510		19.856		30.178	52	197	12	1:22.172	42.826		17.857		21.489	163	201
3	2:16.896	1:30.235		20.550		26.111	157		13	1:21.883	42.086		18.030		21.767	164	202
4	2:07.345	55.937		32.166		39.242	92	170	14	1:22.437	42.385		18.202		21.850	164	201
5	2:08.302	59.617		30.595		38.090	164	146	15	1:23.644	43.314		18.346		21.984	155	201
6	1:23.008	42.585		18.350		22.073	165	204	16	1:24.027	43.321		18.605		22.101	164	199
7	1:21.494	42.007		17.925		21.562	164	<b>205</b>	17	1:23.239	42.839		18.427		21.973	162	201
8	1:21.081	41.583		17.863		21.635	166	203	18	1:29.532	44.679		22.581		22.272	160	200
9	<b>1:20.347</b>	<b>41.217</b>		17.840		21.290	164	203	19	1:22.796	42.771		18.234		21.791	160	201
10	1:20.393	41.329		17.811		<b>21.253</b>	166	203	20	1:26.785	43.126		21.220		22.439	163	201

<b>10</b>	<b>Rasmussen, DNK</b>								<b>theoretical besttime: 1:20.302</b>								
1	1:32.332	47.748		19.378		25.206	154	119	11	1:20.724	41.561		17.807		21.356	162	202
2	1:31.361	43.713		18.761		28.887	118	199	12	1:20.972	41.794		17.833		21.345	164	201
3	2:13.112	1:02.054		30.082		40.976	100	155	13	1:21.358	41.855		17.969		21.534	162	200
4	2:13.640	1:01.721		32.878		39.041	110	138	14	1:23.971	42.833					160	200
5	2:09.974	59.499		31.364		39.111	163	160	15	1:23.032	43.187		18.067		21.778	160	202
6	1:22.699	42.165		18.177		22.357	165	<b>204</b>	16	1:22.922	42.622		18.249		22.051	162	200
7	1:21.628	42.085		17.938		21.605	163	204	17	1:33.189	52.823		18.373		21.993	162	201
8	1:20.992	41.456		18.035		21.501	165	202	18	1:23.681	42.811		18.599		22.271	162	200
9	1:20.557	<b>41.333</b>		17.785		21.439	163	201	19	1:23.031	42.812		18.259		21.960	163	199
10	<b>1:20.477</b>	41.508		<b>17.778</b>		<b>21.191</b>	164	202	20	1:23.373	42.798		18.595		21.980	162	201

<b>12</b>	<b>Taqi, KOS</b>								<b>theoretical besttime: 1:21.609</b>								
1	1:41.314	51.548		20.551		29.215	53	138	11	<b>1:21.776</b>	42.129		18.042		<b>21.605</b>	<b>164</b>	201
2	2:45.688	1:56.579		23.062		26.047	151		12	1:21.963	42.184		<b>17.901</b>		21.878	154	201
3	1:35.603	48.419		21.157		26.027	141	194	13	1:22.282	42.333		18.104		21.845	160	197
4	1:35.623	46.686		20.596		28.341	89	190	14	1:22.221	42.261		18.184		21.776	163	200
5	2:04.995	57.232		30.374		37.389	157	144	15	1:21.892	<b>42.103</b>		18.083		21.706	162	201
6	1:25.276	44.260		18.895		22.121	163	200	16	1:22.491	42.332		18.187		21.972	162	202
7	1:25.262	43.620		18.988		22.654	163	<b>202</b>	17	1:22.770	42.599		18.106		22.065	162	201
8	1:23.510	42.664		18.668		22.178	158	201	18	1:22.840	42.420		18.190		22.230	159	202
9	1:22.442	42.503		18.100		21.839	160	201	19	1:23.836	43.433		18.457		21.946	159	202
10	1:22.668	42.490		18.115		22.063	159	199	20	1:27.265	44.034		19.787		23.444	154	201

<b>14</b>	<b>Saucy, SUI</b>								<b>theoretical besttime: 1:20.232</b>								
1	1:29.507	45.979		19.452		24.076	157	109	11	1:20.553	41.394		17.918		21.241	163	203
2	1:29.226	44.121		18.841		26.264	136	198	12	1:20.560	41.449		17.785		21.326	166	201
3	2:13.088	1:02.943		29.953		40.192	99	100	13	1:21.001	41.586		17.878		21.537	166	202
4	2:13.093	1:02.832		32.108		38.153	93	137	14	1:22.069	42.265		18.123		21.681	160	<b>204</b>
5	2:13.576	1:01.145		31.772		40.659	160	150	15	1:22.723	42.533		18.408		21.782	162	203
6	1:23.607	43.027		18.319		22.261	159	201	16	1:23.156	42.859		18.400		21.897	165	203
7	1:21.489	42.030		17.929		21.530	164	200	17	1:23.230	42.619		18.216		22.395	163	202
8	1:20.626	41.461		17.904		21.261	166	202	18	1:23.655	43.408		18.400		21.847	163	201
9	1:20.345	41.366		17.807		21.172	163	204	19	1:22.893	42.652		18.313		21.928	164	202
10	<b>1:20.232</b>	<b>41.361</b>		<b>17.717</b>		<b>21.154</b>	164	201	20	1:23.318	42.756		18.405		22.157	159	202

<b>15</b>	<b>Toth, HUN</b>								<b>theoretical besttime: 1:20.584</b>								
1	1:34.689	50.508		20.477		23.704	158	141	11	1:21.151	41.811		17.896		21.444	164	201
2	1:37.431	45.196		19.907		32.328	52	199	12	1:21.128	41.702		17.923		21.503	166	204
3	2:32.003	1:45.184		21.037		25.782	151		13	1:22.497	42.843		18.158		21.496	162	204
4	1:49.367	44.250		26.165		38.952	93	181	14	1:22.522	42.692		18.224		21.606	163	201
5	2:08.035	59.570		30.781		37.684	164	147	15	1:22.363	42.419		18.142		21.802	162	200
6	1:23.173	42.588		18.249		22.336	165	204	16	1:23.701	42.628		18.422		22.651	162	202
7	1:22.741	43.020		18.165		21.556	164	<b>204</b>	17	1:22.849	43.007		18.057		21.785	160	204
8	1:21.325	41.791		18.115		21.419	166	202	18	1:24.551	43.525		19.055		21.971	163	202
9	<b>1:20.584</b>	<b>41.486</b>		<b>17.811</b>		<b>21.287</b>	169	202	19	1:23.748	43.011		18.582		22.155	160	200
10	1:20.748	41.535		17.876		21.337	171	204	20	1:25.424	43.907		19.036		22.481	158	198



# ADAC Formel 4

## Sector List Race 1



Provisional

Sachsenring, Length: 3645m

Air temperature: 17.1°C

Track temperature: 21.58°C

Weather condition: Wet

**DMSB** Reg. Nr.: DMSB 256/19

Saturday, September 28, 2019 11:05:00

Lap	Time	SE1	SP1	SE2	SP2	SE3	SP3	TSP	Lap	Time	SE1	SP1	SE2	SP2	SE3	SP3	TSP
<b>16</b>	Estner, DEU								<b>theoretical besttime: 1:20.436</b>								
1	1:35.474	50.991		20.216		24.267	157	132	11	1:20.612	41.309		<b>17.694</b>		21.609	164	203
2	1:38.237	44.685		20.256		33.296	52	197	12	1:20.977	41.544		17.783		21.650	164	203
3	2:37.958	1:52.041		19.575		26.342	156		13	1:21.657	41.926		17.934		21.797	165	203
4	1:44.402	43.765		21.513		39.124	89	198	14	1:23.048	42.662		18.350		22.036	163	<b>205</b>
5	2:06.294	58.211		30.943		37.140	160	157	15	1:22.911	42.678		18.214		22.019	165	201
6	1:22.759	42.665		18.057		22.037	166	203	16	1:22.417	42.461		18.119		21.837	165	204
7	1:21.769	42.071		17.992		21.706	168	204	17	1:21.821	41.957		18.014		21.850	166	202
8	1:21.411	41.853		17.993		21.565	166	204	18	1:22.334	42.257		18.029		22.048	166	204
9	<b>1:20.605</b>	<b>41.292</b>		17.863		<b>21.450</b>	164	204	19	1:22.880	42.721		18.205		21.954	166	204
10	1:20.762	41.412		17.733		21.617	164	203	20	1:24.593	43.406		18.362		22.825	160	204

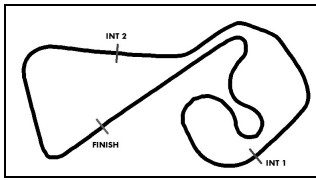
<b>17</b>	Leclerc, MCO								<b>theoretical besttime: 1:20.124</b>								
1	1:30.417	46.680		19.462		24.275	159	117	11	<b>1:20.124</b>	<b>41.263</b>		<b>17.686</b>		<b>21.175</b>	<b>166</b>	201
2	1:29.849	43.932		18.814		27.103	134	198	12	1:21.263	41.885		17.875		21.503	165	205
3	2:12.732	1:02.389		30.344		39.999	87	121	13	1:21.660	42.064		18.090		21.506	164	204
4	2:13.254	1:03.000		32.099		38.155	118	142	14	1:21.989	41.802		17.985		22.202	162	203
5	2:13.005	1:01.091		31.321		40.593	163	121	15	1:21.938	42.304		18.170		21.464	162	204
6	1:23.173	42.833		18.311		22.029	169	201	16	1:21.968	42.114		18.209		21.645	163	202
7	1:23.862	43.981		18.081		21.800	166	205	17	1:22.035	42.167		18.114		21.754	163	203
8	1:21.140	41.781		17.943		21.416	166	205	18	1:23.197	42.778		18.523		21.896	164	203
9	1:20.544	41.406		17.753		21.385	168	205	19	1:23.728	43.031		18.791		21.906	163	205
10	1:20.707	41.425		17.848		21.434	160	<b>206</b>	20	1:22.971	42.690		18.321		21.960	164	203

<b>21</b>	Pourchaire, FRA								<b>theoretical besttime: 1:20.008</b>								
1	1:30.342	46.250		19.574		24.518	154	102	11	1:20.468	41.155		17.856		21.457	165	201
2	1:29.392	43.744		18.715		26.933	137	197	12	1:21.263	41.612		17.890		21.761	164	203
3	2:12.845	1:02.530		30.009		40.306	89	108	13	1:21.479	41.588		17.917		21.974	164	201
4	2:13.058	1:02.873		31.946		38.239	99	139	14	1:21.942	42.047		18.097		21.798	164	<b>203</b>
5	2:13.340	1:01.223		31.340		40.777	162	131	15	1:22.829	42.289		18.272		22.268	164	200
6	1:22.615	42.251		18.425		21.939	162	201	16	1:23.333	43.010		18.405		21.918	162	202
7	1:20.967	41.287		18.128		21.552	164	201	17	1:23.559	42.554		18.229		22.776	159	201
8	1:20.222	<b>40.928</b>		18.045		<b>21.249</b>	165	201	18	1:23.250	42.942		18.471		21.837	162	198
9	<b>1:20.077</b>	40.936		<b>17.831</b>		21.310	165	203	19	1:22.963	42.639		18.253		22.071	162	200
10	1:20.272	41.058		17.961		21.253	165	202	20	1:23.357	42.816		18.374		22.167	159	200

<b>26</b>	Dürksen, PAR								<b>theoretical besttime:</b>								
1	8:32.593	48.893		<b>20.013</b>		7:23.687		12	<b>143</b>								

<b>28</b>	Ghiretti, FRA								<b>theoretical besttime: 1:20.095</b>								
1	1:31.887	47.297		19.457		25.133	155	122	11	1:20.907	41.466		17.783		21.658	164	<b>203</b>
2	1:30.022	43.190		18.852		27.980	124	197	12	1:20.415	41.398		17.748		21.269	166	201
3	2:12.543	1:01.957		30.553		40.033	105	148	13	1:20.788	41.619		17.820		21.349	165	202
4	2:13.397	1:02.857		32.382		38.158	122	136	14	1:28.047	48.183		18.207		21.657	165	203
5	2:12.092	1:00.769		31.323		40.000	163	145	15	1:23.230	43.027		18.299		21.904	164	203
6	1:22.918	42.324		18.289		22.305	165	200	16	1:21.645	42.053		17.920		21.672	165	200
7	1:21.228	41.771		17.832		21.625	165	203	17	1:22.330	42.526		18.113		21.691	163	203
8	1:20.528	41.375		17.702		21.451	165	201	18	1:22.447	42.518		18.073		21.856	164	201
9	1:20.410	41.469		17.759		21.182	166	203	19	1:23.125	42.780		18.194		22.151	163	202
10	<b>1:20.095</b>	<b>41.304</b>		<b>17.677</b>		<b>21.114</b>	166	202	20	1:24.831	43.413		18.445		22.973	159	201

<b>44</b>	Belov, RUS								<b>theoretical besttime: 1:20.201</b>								
1	1:29.628	45.269		19.605		24.754	160	108	11	1:20.692	41.282		18.002		21.408	160	200
2	1:28.042	43.225		19.120		25.697	130	198	12	1:21.265	41.572		18.120		21.573	164	199
3	2:13.519	1:03.239		30.266		40.014	101	108	13	1:21.544	41.551		18.149		21.844	159	200
4	2:13.042	1:02.669		32.409		37.964	115	127	14	1:22.085	42.029		18.178		21.878	158	198
5	2:13.761	1:01.411		31.831		40.519	162	151	15	1:22.650	42.172		18.388		22.090	160	199
6	1:22.551	41.968		18.525		22.058	160	198	16	1:22.883	42.534		18.390		21.959	163	199
7	1:21.052	41.313		18.173		21.566	164	198	17	1:23.314	42.595		18.497		22.222	162	200
8	1:20.440	41.152		18.014		21.274	162	<b>201</b>	18	1:23.239	42.751		18.419		22.069	159	199
9	1:20.282	<b>41.108</b>		17.954		<b>21.220</b>	164	200	19	1:23.224	42.646		18.535		22.043	160	201



# ADAC Formel 4

## Sector List Race 1

Provisional



Sachsenring, Length: 3645m  
 Air temperature: 17.1°C  
 Track temperature: 21.58°C  
 Weather condition: Wet

**DMSB** Reg. Nr.: DMSB 256/19

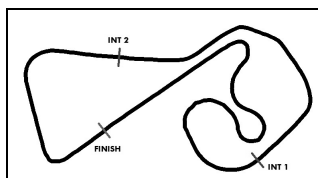
Saturday, September 28, 2019 11:05:00

Lap	Time	SE1	SP1	SE2	SP2	SE3	SP3	TSP	Lap	Time	SE1	SP1	SE2	SP2	SE3	SP3	TSP
10	<b>1:20.270</b>	41.146		<b>17.873</b>		21.251	162	200	20	1:23.612	42.788		18.585		22.239	160	200

**62** Hauger, NOR

**theoretical besttime: 1:19.935**

1	1:31.431	46.972		19.666		24.793	159	112	11	1:20.664	41.438		17.870		21.356	165	203
2	1:29.509	43.122		19.027		27.360	123	201	12	1:21.229	41.602		18.198		21.429	166	204
3	2:12.735	1:02.300		30.385		40.050	96	124	13	1:21.380	41.606		17.929		21.845	164	204
4	2:13.352	1:03.065		32.049		38.238	108	135	14	1:21.937	42.162		18.068		21.707	166	203
5	2:12.364	1:00.894		31.498		39.972	165	139	15	1:22.763	42.512		18.132		22.119	165	204
6	1:22.818	42.293		18.370		22.155	168	204	16	1:22.677	42.582		18.198		21.897	165	204
7	1:20.862	41.454		17.993		21.415	168	203	17	1:24.111	42.577		18.330		23.204	159	204
8	1:20.170	41.146		17.822		21.202	168	204	18	1:24.156	43.648		18.428		22.080	165	200
9	<b>1:19.935</b>	<b>41.028</b>		<b>17.706</b>		<b>21.201</b>	166	<b>205</b>	19	1:23.279	42.790		18.552		21.937	164	204
10	1:20.186	41.224		17.750		21.212	166	204	20	1:23.222	42.693		18.353		22.176	156	203



# ADAC Formel 4

## Top speed list Race 1

Provisional



Sachsenring, Length: 3645m

Air temperature: 17.1°C

Track temperature: 21.58°C

Weather condition: Wet

**DMSB** Reg. Nr.: DMSB 256/19

Saturday, September 28, 2019 11:05:00

#	Name (NAT)	Team	Car name	Speed	Lap	Race time
17	Arthur Leclerc (MCO)	US Racing - CHRS (DEU)	ADAC Formel 4	206.10	10	15:13.581
8	Lucas Alleco Roy (MCO)	Van Amersfoort Racing (NLD)	ADAC Formel 4	205.71	7	11:09.885
7	Roman Stanek (CZE)	US Racing - CHRS (DEU)	ADAC Formel 4	205.71	9	13:53.401
62	Dennis Hauger (NOR)	Van Amersfoort Racing (NLD)	ADAC Formel 4	205.32	9	13:48.876
16	Sebastian Estner (DEU)	Van Amersfoort Racing (NLD)	ADAC Formel 4	205.32	14	20:38.569
3	Paul Aron (EST)	Prema Powerteam SRL (ITA)	ADAC Formel 4	204.93	9	13:51.737
14	Gregoire Saucy (SUI)	R-ACE GP	ADAC Formel 4	204.93	14	20:32.570
10	Oliver Rasmussen (DNK)	Prema Powerteam SRL (ITA)	ADAC Formel 4	204.54	6	9:46.117
15	Laszlo Toth (HUN)	R-ACE GP	ADAC Formel 4	204.54	7	11:10.332
5	Gianluca Petecof (BRA)	Prema Powerteam SRL (ITA)	ADAC Formel 4	204.54	9	13:52.840
6	Ido Cohen (ISR)	Van Amersfoort Racing (NLD)	ADAC Formel 4	203.77	7	11:12.506
28	Alessandro Ghiretti (FRA)	US Racing - CHRS (DEU)	ADAC Formel 4	203.77	11	16:30.785
2	Nico Göhler (DEU)	ADAC Berlin-Brandenburg e.V. (DEU)	ADAC Formel 4	203.77	11	16:37.277
21	Theo Pourchaire (FRA)	US Racing - CHRS (DEU)	ADAC Formel 4	203.38	14	20:32.027
12	Kristian Thaqi (KOS)	ADAC Berlin-Brandenburg e.V. (DEU)	ADAC Formel 4	202.62	7	11:14.216
44	Michael Belov (RUS)	R-ACE GP	ADAC Formel 4	201.49	8	12:27.344
26	Joshua Dürksen (PAR)	ADAC Berlin-Brandenburg e.V. (DEU)	ADAC Formel 4	143.42	1	6.928