

ADAC GT Masters

Result List Free Practice 2



Provisional

DMSB Reg. Nr.: DMSB 255/19

Sachsenring, Length: 3645m

Air temperature: 14,55°C

Track temperature: 14,75°C

Weather condition: Wet

Friday, September 27, 2019 16:35:00

started : 27 classified : 27 not classified : 0

	Drivers	Team	Car	Lap	Best Time	Gap	Diff	Kph	Day Time
1	63 C.Engelhart(DEU)/M.Bortolotti(ITA)	ORANGE1 by GRT Grasser(AUT)	LamborghiniHuracanGT3E	28	1:31.121			144.0	17:29:53
2	47 I.Dontje(NLD)/M.Götz(DEU)	MANN-FILTER Team HTP(DEU)	Mercedes-AMG GT3	26	1:31.135	0.014	0.014	143.9	17:26:04
3	18 A.de Leener(BEL)/M.Cairolì(ITA)	KÜS TEAM75 Bernhard(DEU)	Porsche 911 GT3 R	28	1:31.250	0.129	0.115	143.8	17:28:11
4	17 T.Bernhard(DEU)/K.Bachler(AUT)	KÜS TEAM75 Bernhard(DEU)	Porsche 911 GT3 R	25	1:31.749	0.628	0.499	143.0	17:25:35
5	21 J.Eriksson(SWE)/D.Keilwitz(DEU)	TeamZAKSPEEDBKKMobilOilRacing	Mercedes-AMG GT3	25	1:31.872	0.751	0.123	142.8	17:24:07
6	31 P.Niederhauser(CHE)/K.van der Linde(ZAF)	HCB-Rutronik-Racing	Audi R8 LMS GT3	18	1:31.880	0.759	0.008	142.8	17:25:48
7	29 M.Hofer(AUT)(J)/C.Mies(DEU)	MontaplastbyLand-Motorsport(DEU)	Audi R8 LMS GT3	20	1:31.918	0.797	0.038	142.7	17:17:14
8	14 N.Sylvest(DNK)(J)/J.Klingmann(DEU)	MRS GT-Racing(DEU)	BMW M6 GT3	29	1:31.940	0.819	0.022	142.7	17:30:26
9	33 F.Salaquarda(CZE)/F.Stippler(DEU)	Team ISR(CZE)	Audi R8 LMS GT3	25	1:32.008	0.887	0.068	142.6	17:30:07
10	1 T.Preining(AUT)/R.Renuer(DEU)	Precote Herberth Motorsport(DEU)	Porsche 911 GT3 R	19	1:32.083	0.962	0.075	142.5	17:17:52
11	25 S.Palette(FRA)/J.Schmidt(CHE)(J)	BWT Mücke Motorsport(DEU)	Audi R8 LMS GT3	27	1:32.155	1.034	0.072	142.3	17:27:32
12	28 R.Feller(CHE)(J)/F.Vervisch(BEL)	MontaplastbyLand-Motorsport(DEU)	Audi R8 LMS GT3	24	1:32.202	1.081	0.047	142.3	17:21:14
13	11 E.Erhart(DEU)/P.Kaffer(DEU)	EFP Car Collection by TECE	Audi R8 LMS GT3	22	1:32.301	1.180	0.099	142.1	17:20:02
14	20 M.Wishofer(AUT)(J)/K.Snoeks(NLD)	TeamZAKSPEEDBKKMobilOilRacing	Mercedes-AMG GT3	21	1:32.322	1.201	0.021	142.1	17:24:54
15	36 M.Dienst(DEU)(J)/A.Read(AUS)(J)	Schütz Motorsport(DEU)	Mercedes-AMG GT3	16	1:32.452	1.331	0.130	141.9	17:07:01
16	82 R.Ineichen(CHE)(T)/F.Perera(FRA)	ORANGE1 by GRT Grasser(AUT)	LamborghiniHuracanGT3E	25	1:32.455	1.334	0.003	141.9	17:25:21
17	69 L.Luhr(DEU)/M.Holzer(DEU)	Iron Force Racing	Porsche 911 GT3 R	29	1:32.594	1.473	0.139	141.7	17:30:14
18	12 F.Spengler(DEU)/C.Jöns(DEU)	EFP Car Collection by TECE	Audi R8 LMS GT3	31	1:32.601	1.480	0.007	141.7	17:29:57
19	7 L.Ludwig(DEU)/S.Asch(DEU)	HB Racing(AUT)	Ferrari 488 GT3	26	1:32.806	1.685	0.205	141.3	17:23:10
20	13 D.Jahn(DEU)/S.Barth(DEU)(T)	RWT Racing(AUT)	Corvette C7 GT3-R	17	1:32.857	1.736	0.051	141.3	17:15:29
21	48 P.Ellis(GBR)/F.Vettel(DEU)(J)	MANN-FILTER Team HTP(DEU)	Mercedes-AMG GT3	27	1:33.049	1.928	0.192	141.0	17:28:51
22	4 R.Lips(CHE)(T)/S.Tribaudini(FRA)(T)	Aust Motorsport(DEU)	Audi R8 LMS GT3	25	1:33.171	2.050	0.122	140.8	17:19:55
23	24 M.Ortmann(DEU)(J)/M.Winkelhock(DEU)	BWT Mücke Motorsport(DEU)	Audi R8 LMS GT3	21	1:33.182	2.061	0.011	140.8	17:13:29
24	3 M.Pommer(DEU)/M.Hackländer(DEU)	Aust Motorsport(DEU)	Audi R8 LMS GT3	23	1:33.193	2.072	0.011	140.8	17:16:18
25	26 N.Rogivue(CHE)(J)/S.Mücke(DEU)	BWT Mücke Motorsport(DEU)	Audi R8 LMS GT3	17	1:33.785	2.664	0.592	139.9	17:09:48
26	71 W.Tregurtha(GBR)(J)/M.Paul(DEU)(J)	T3 Motorsport	Audi R8 LMS GT3	22	1:33.831	2.710	0.046	139.8	17:20:28
27	8 D.Marschall(DEU)(J)/C.Schreiner(DEU)(J)	HCB-Rutronik-Racing	Audi R8 LMS GT3	12	1:34.696	3.575	0.865	138.5	16:56:23

Subject to final scrutineering!

Publication time:	Clerk of the Course: Marcel Putsche	Timekeeper: Daniel Schulze
-------------------	-------------------------------------	----------------------------

Timing: SWISSTIMING

ver: 1.0

www.adac.de/motorsport

Page 1/ 1 printed: 27.9.2019 17:36

ADAC Vorteilswelt

Audi Sport

motorsport

CAMP DAVID

DEKRA

Elbro

Herrenausstatter.de

KÄRCHER

kfzteile24

KÜHNE+NAGEL

PIRELLI

postcon

R&R RACEBOOM

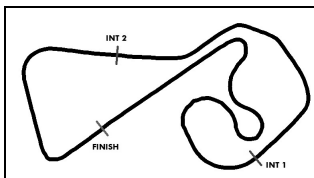
RAVENOL

Sport Bild

TWIN BUSCH

DMSB

2019 INTERNATIONAL SERIES



ADAC GT Masters

Sector List Free Practice 2



Provisional

Sachsenring, Length: 3645m

Air temperature: 14,55°C

Track temperature: 14,75°C

Weather condition: Wet

DMSB Reg. Nr.: DMSB 255/19

Friday, September 27, 2019 16:35:00

Lap	Time	SE1	SP1	SE2	SP2	SE3	SP3	TSP	Lap	Time	SE1	SP1	SE2	SP2	SE3	SP3	TSP
1 Preining, AUT / Renauer, DEU									theoretical besttime: 1:31.742								
1	2:48.620	1:59.072		23.303		26.245	163		14	1:36.771	48.213		20.978		27.580	58	210
2	1:39.521	50.985		22.713		25.823	160	208	15	2:46.642	2:00.133		21.807		24.702	165	
3	1:38.907	50.327		22.760		25.820	163	206	16	1:33.507	48.395		20.793		24.319	166	211
4	1:37.931	49.820		22.270		25.841	154	207	17	1:33.581	48.033		21.267		24.281	168	211
5	1:37.959	49.711		22.893		25.355	163	205	18	1:34.971	48.167		20.884		25.920	166	212
6	1:42.257	49.669		22.505		30.083	58	206	19	1:32.083	47.446		20.464		24.173	165	212
7	2:45.377	1:54.768		21.877		28.732	58		20	1:32.440	47.696		20.506		24.238	166	211
8	10:34.858	9:46.205		21.399		27.254	165		21	1:32.642	47.462		20.835		24.345	164	212
9	1:34.525	48.860		21.120		24.545	165	209	22	1:32.100	47.418		20.599		24.083	165	212
10	1:33.915	48.267		21.042		24.606	164	210	23	1:36.743	47.564		20.797		28.382	58	212
11	1:33.729	48.417		20.864		24.448	166	209	24	3:09.095	2:20.135		21.199		27.761	58	
12	1:33.544	48.496		20.613		24.435	166	209	25	2:44.334	1:59.737		20.737		23.860	165	
13	1:33.280	47.976		20.974		24.330	166	210	26	2:25.789	54.335		44.363		47.091	58	213

Lap	Time	SE1	SP1	SE2	SP2	SE3	SP3	TSP	Lap	Time	SE1	SP1	SE2	SP2	SE3	SP3	TSP
3 Pommer, DEU / Hackländer, DEU									theoretical besttime: 1:32.945								
1	2:20.993	1:25.943		26.745		28.305	152		17	1:42.211	48.729		21.589		31.893	164	210
2	1:43.808	52.934		24.254		26.620	158	201	18	1:34.592	48.662		21.455		24.475	164	210
3	1:42.545	52.384		23.763		26.398	160	204	19	1:34.199	48.359		21.402		24.438	164	210
4	1:40.828	51.440		23.549		25.839	162	206	20	1:34.703	48.505		21.455		24.743	164	210
5	1:40.476	51.237		23.200		26.039	160	206	21	1:34.081	48.156		21.419		24.506	164	210
6	1:40.026	50.905		23.164		25.957	162	206	22	1:34.621	48.749		21.504		24.368	164	211
7	1:38.813	50.256		22.925		25.632	159	208	23	1:33.193	48.098		21.001		24.094	164	210
8	1:41.917	50.296		22.695		28.926	59	208	24	1:33.396	48.029		21.079		24.288	162	211
9	3:29.392	2:41.647		22.451		25.294	163		25	1:47.715	50.020		24.684		33.011	58	210
10	1:37.045	49.607		22.149		25.289	163	210	26	1:56.343	1:06.433		21.411		28.499	58	
11	1:38.165	50.798		22.138		25.229	162	209	27	3:13.670	2:25.841		21.700		26.129	165	
12	1:35.787	49.021		21.805		24.961	164	209	28	1:33.237	47.928		21.142		24.167	164	212
13	1:39.078	49.224		21.697		28.157	59	210	29	1:38.370	48.121		23.069		27.180	166	213
14	2:49.159	2:00.533		23.029		25.597	160		30	1:33.196	47.850		21.232		24.114	164	212
15	1:36.233	49.344		22.000		24.889	163	208	31	2:00.147	48.168		25.014		46.965	58	212
16	1:35.579	49.034		21.679		24.866	164	208									

Lap	Time	SE1	SP1	SE2	SP2	SE3	SP3	TSP	Lap	Time	SE1	SP1	SE2	SP2	SE3	SP3	TSP
4 Lips, CHE / Tribaudini, FRA									theoretical besttime: 1:33.048								
1	2:27.897	1:27.684		29.529		30.684	138		17	1:38.347	51.105		22.014		25.228	163	208
2	1:46.257	53.842		24.941		27.474	156	178	18	1:38.415	49.018		21.822		27.575	162	210
3	1:43.474	52.394		24.178		26.902	159	199	19	1:34.881	48.864		21.368		24.649	162	210
4	1:41.534	51.469		23.511		26.554	156	206	20	1:34.456	48.497		21.342		24.617	162	210
5	1:39.954	51.291		22.914		25.749	160	205	21	1:34.049	48.314		21.183		24.552	160	210
6	1:38.955	50.393		22.654		25.908	160	207	22	1:37.051	49.689		22.423		24.939	163	211
7	1:41.463	50.464		22.896		28.103	158	208	23	1:37.402	51.285		21.625		24.492	165	211
8	1:38.427	50.246		22.607		25.574	162	207	24	1:33.915	48.102		21.125		24.688	164	212
9	1:38.095	49.932		22.506		25.657	159	210	25	1:33.171	48.002		20.855		24.314	162	212
10	1:37.521	50.037		22.336		25.148	162	209	26	1:39.963	47.891		23.495		28.577	164	212
11	1:37.185	49.495		22.414		25.276	163	210	27	1:40.866	48.155		21.407		31.304	53	213
12	1:41.475	50.214		22.376		28.885	59	209	28	3:03.312	2:16.205		22.257		24.850	159	
13	4:41.670	3:49.336		25.004		27.330	157		29	1:35.754	50.072		21.294		24.388	164	210
14	1:40.219	51.232		22.736		26.251	140	206	30	1:33.464	47.965		21.197		24.302	164	213
15	1:41.576	52.366		23.205		26.005	163	177	31	5:30.821	4:14.408		31.414		44.999	58	212
16	1:37.159	49.671		22.025		25.463	158	209									

Lap	Time	SE1	SP1	SE2	SP2	SE3	SP3	TSP	Lap	Time	SE1	SP1	SE2	SP2	SE3	SP3	TSP
7 Ludwig, DEU / Asch, DEU									theoretical besttime: 1:32.021								
1	3:53.744	3:01.857		24.786		27.101	156		16	1:34.136	48.364		21.117		24.655	164	212
2	1:40.542	51.727		22.727		26.088	157	209	17	1:33.879	48.241		21.135		24.503	166	213
3	1:40.344	51.281		22.923		26.140	156	208	18	1:33.328	48.213		20.985		24.130	164	213
4	1:45.529	51.036		22.538		31.955	156	208	19	1:34.148	48.524		21.146		24.478	159	213
5	1:43.506	49.885		22.504		31.117	162	209	20	1:32.844	47.994		20.658		24.192	164	212
6	1:50.366	49.940		23.565		36.861	146	213	21	1:36.297	47.747		21.027		27.523	57	214
7	1:37.283	49.650		22.183		25.450	159	208	22	4:09.080	3:23.015		21.652		24.413	162	
8	1:41.525	49.590		22.235		29.700	162	212	23	1:33.697	48.427		20.947		24.323	165	213
9	1:35.710	49.131		21.685		24.894	165	213	24	1:33.140	47.957		20.647		24.536	164	215
10	1:39.365	48.627		22.282		28.456	57	213	25	1:32.949	47.901		20.862		24.186	165	216
11	2:48.893	1:59.306		23.127		26.460	159		26	1:32.806	47.599		20.653		24.554	165	216

Timing: SWISSTIMING

ver: 1.0

www.adac.de/motorsport

Page 1/7 printed: 27.9.2019 17:36

ADAC Vorteilswelt

Audi Sport

motorsport

CAMP DAVID

DEKRA

Eibach

Herrenausstatter.de

KÄRCHER

Kfzteile24

KÜHNE+NAGEL

PIRELLI

postcon

RR RACING

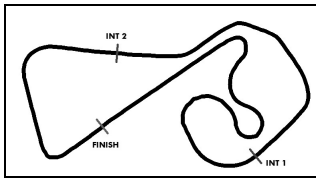
RAVENOL

Sport One

WINN-BUSCH

DMSB

2019 INTERNATIONAL SERIE



ADAC GT Masters

Sector List Free Practice 2



Provisional

Sachsenring, Length: 3645m
 Air temperature: 14,55°C
 Track temperature: 14,75°C
 Weather condition: Wet

DMSB Reg. Nr.: DMSB 255/19

Friday, September 27, 2019 16:35:00

Lap	Time	SE1	SP1	SE2	SP2	SE3	SP3	TSP	Lap	Time	SE1	SP1	SE2	SP2	SE3	SP3	TSP
12	1:39.238	51.079		22.765		25.394	168	211	27	1:32.907	47.845		20.725		24.337	168	216
13	1:36.337	49.298		21.901		25.138	160	213	28	1:35.464	47.427		20.906		27.131	58	215
14	1:35.975	49.049		21.599		25.327	164	211	29	3:14.546	2:27.193		20.804		26.549	164	
15	1:34.553	48.627		21.290		24.636	163	214	30	1:47.090	47.244		20.789		39.057	56	216

8 Marschall, DEU / Schreiner, DEU

theoretical besttime: 1:34.589

1	2:03.158	1:05.642		26.256		31.260	59		16	1:48.898	56.906		24.183		27.809	159	207
2	2:55.992	2:03.490		24.332		28.170	153		17	1:43.449	53.816		23.400		26.233	162	197
3	1:43.963	52.902		23.974		27.087	159	206	18	1:39.787	51.666		22.419		25.702	160	211
4	1:42.169	51.718		23.929		26.522	157	209	19	1:42.200	53.744		22.754		25.702	163	212
5	1:40.546	51.106		23.278		26.162	157	207	20	1:41.900	51.369		24.190		26.341	162	212
6	1:38.773	50.601		22.587		25.585	157	208	21	1:39.484	51.279		22.534		25.671	158	212
7	1:37.993	49.920		22.579		25.494	158	209	22	1:37.383	50.526		21.708		25.149	164	210
8	1:38.060	49.828		22.485		25.747	158	209	23	1:42.539	53.557		22.292		26.690	163	212
9	1:36.234	49.116		21.972		25.146	162	211	24	1:40.291	52.135		22.233		25.923	162	213
10	1:36.033	49.134		21.860		25.039	163	212	25	1:37.169	49.867		22.283		25.019	165	213
11	1:35.416	48.848		21.654		24.914	162	212	26	1:44.224	53.981		22.676		27.567	162	213
12	1:34.696	48.467		21.479		24.750	163	212	27	1:36.136	49.859		21.537		24.740	163	214
13	1:52.733	1:01.083		22.304		29.346	59	213	28	1:35.286	49.164		21.382		24.740	165	214
14	4:51.316	3:51.103		27.478		32.735	59		29	1:40.455	49.731		21.919		28.805	59	215
15	3:05.322	2:10.417		25.091		29.814	154										

11 Erhart, DEU / Kaffer, DEU

theoretical besttime: 1:32.142

1	3:04.073	2:09.958		25.981		28.134	151		15	1:37.206	50.575		21.865		24.766	164	212
2	1:46.740	54.590		24.802		27.348	148	204	16	1:34.761	48.847		21.553		24.361	163	212
3	1:46.469	54.037		25.185		27.247	155	204	17	1:33.737	48.351		21.251		24.135	163	212
4	1:49.517	53.856		24.575		31.086	49	206	18	1:33.296	48.108		21.084		24.104	159	213
5	4:33.890	3:43.591		23.698		26.601	157		19	1:32.852	47.978		20.970		23.904	163	213
6	1:41.960	52.099		23.441		26.420	155	208	20	1:33.277	47.922		21.037		24.318	164	212
7	1:47.503	52.374		24.482		30.647	59	208	21	1:39.917	54.218		21.796		23.903	162	213
8	4:30.009	3:37.794		24.881		27.334	157		22	1:32.301	47.666		20.632		24.003	159	213
9	1:40.419	51.983		22.476		25.960	159	208	23	1:39.524	48.657		23.350		27.517	163	213
10	1:36.815	50.029		21.843		24.943	159	209	24	1:37.025	47.607		20.835		28.583	59	213
11	1:35.953	49.701		21.459		24.793	160	210	25	3:12.891	2:26.787		21.354		24.750	164	
12	1:42.986	51.416		22.430		29.140	59	209	26	1:33.226	48.058		21.013		24.155	163	214
13	3:10.814	2:21.540		23.713		25.561	162		27	1:40.063	49.334		21.372		29.357	163	215
14	1:36.741	50.013		22.089		24.639	164	210	28	2:02.566	47.779		27.339		47.448	57	213

12 Spengler, DEU / Jöns, DEU

theoretical besttime: 1:32.437

1	2:12.094	1:17.415		26.603		28.076	147		17	1:34.931	48.693		21.162		25.076	158	210
2	1:42.749	52.508		23.786		26.455	151	206	18	1:41.230	48.568		24.255		28.407	58	209
3	1:40.609	51.347		23.186		26.076	152	209	19	2:51.459	2:03.538		22.769		25.152	153	
4	1:40.163	51.232		22.889		26.042	151	207	20	1:35.056	48.906		21.234		24.916	169	211
5	1:39.790	50.841		23.162		25.787	153	208	21	1:33.782	48.116		21.311		24.355	169	208
6	1:41.343	51.391		24.057		25.895	154	209	22	1:33.836	48.329		21.231		24.276	160	213
7	1:37.942	50.015		22.309		25.618	168	209	23	1:33.405	47.910		21.084		24.411	156	213
8	1:37.660	49.392		22.038		26.230	151	210	24	1:33.605	48.332		20.895		24.378	156	212
9	1:36.452	49.433		21.908		25.111	155	210	25	1:36.881	48.238		20.863		27.780	57	215
10	1:36.705	49.643		21.904		25.158	170	211	26	2:50.842	2:05.055		21.378		24.409	171	
11	1:35.904	49.061		21.606		25.237	170	207	27	1:34.335	47.799		21.875		24.661	157	213
12	1:40.200	49.563		21.767		28.870	48	212	28	1:45.853	51.390		28.895		25.568	135	212
13	3:01.106	2:14.438		21.606		25.062	156		29	1:58.884	54.689		25.780		38.415	156	204
14	1:34.902	48.418		21.600		24.884	154	210	30	1:32.765	47.457		21.085		24.223	153	215
15	1:34.919	48.890		21.306		24.723	162	211	31	1:32.601	47.487		20.997		24.117	163	216
16	1:34.723	48.704		21.211		24.808	170	209	32	2:23.557	53.856		43.289		46.412	61	210

13 Jahn, DEU / Barth, DEU

theoretical besttime: 1:32.403

1	2:41.129	1:48.892		24.471		27.766	164		13	1:34.400	48.320		21.255		24.825	165	213
2	1:41.729	51.781		23.600		26.348	158	195	14	1:34.106	48.431		21.162		24.513	164	213
3	1:41.146	50.711		23.976		26.459	166	211	15	1:36.979	48.311		21.101		27.567	60	213
4	1:41.068	50.588		23.401		27.079	153	210	16	9:07.708	8:21.656		21.838		24.214	168	
5	1:43.926	51.785		23.192		28.949	60	201	17	1:32.857	47.765		20.822		24.270	171	215
6	3:42.748	2:54.944		22.122		25.682	159		18	1:32.956	48.027		20.748		24.181	171	215

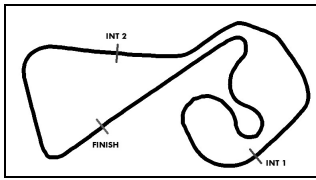
Timing: SWISSTIMING

ver: 1.0

www.adac.de/motorsport

Page 2/ 7 printed: 27.9.2019 17:36





ADAC GT Masters

Sector List Free Practice 2



Provisional

Sachsenring, Length: 3645m

Air temperature: 14,55°C

Track temperature: 14,75°C

Weather condition: Wet

DMSB Reg. Nr.: DMSB 255/19

Friday, September 27, 2019 16:35:00

Lap	Time	SE1	SP1	SE2	SP2	SE3	SP3	TSP	Lap	Time	SE1	SP1	SE2	SP2	SE3	SP3	TSP
7	1:35.788	48.974		21.905		24.909	164	211	19	1:36.277	48.021		21.054		27.202	60	215
8	1:36.124	49.084		22.279		24.761	164	213	20	2:44.436	1:58.673		21.217		24.546	166	
9	1:35.224	48.982		21.588		24.654	162	213	21	1:33.568	48.417		21.096		24.055	166	215
10	1:36.209	48.872		21.821		25.516	171	213	22	1:36.105	47.769		20.974		27.362	60	215
11	1:38.653	48.807		21.513		28.333	60	215	23	4:47.147	4:01.962		21.036		24.149	166	
12	3:49.173	3:03.236		21.386		24.551	170		24	1:41.113	47.600					60	215

14 Sylvest, DNK / Klingmann, DEU

theoretical besttime: 1:31.846

1	2:27.658	1:29.259		27.064		31.335	59		16	1:34.277	48.906		20.848		24.523	164	212
2	2:56.163	2:03.164		24.111		28.888	157		17	1:34.805	48.875		20.775		25.155	164	213
3	1:42.523	52.762		23.056		26.705	159	208	18	1:34.055	48.670		20.853		24.532	163	213
4	1:40.826	51.774		22.848		26.204	162	209	19	1:33.256	48.303		20.692		24.261	164	212
5	1:39.799	51.144		22.668		25.987	160	211	20	1:33.339	48.245		20.820		24.274	164	213
6	1:38.575	50.748		22.213		25.614	163	210	21	1:33.161	48.042		20.752		24.367	165	214
7	1:39.152	50.351		21.971		26.830	159	212	22	1:33.056	47.814		20.703		24.539	166	214
8	1:37.466	50.197		21.874		25.395	165	210	23	1:32.754	48.032		20.697		24.025	166	215
9	1:37.013	49.979		21.667		25.367	164	211	24	1:37.020	48.275		20.912		27.833	59	216
10	1:39.919	50.021		21.621		28.277	59	212	25	3:09.532	2:20.131		21.211		28.190	59	
11	3:01.162	2:09.411		22.384		29.367	59		26	2:45.981	1:57.004		20.686		28.291	59	
12	2:46.462	1:58.801		21.822		25.839	162		27	1:55.230	1:07.610		20.472		27.148	59	
13	1:37.065	50.278		21.317		25.470	160	211	28	2:41.318	1:56.098		21.006		24.214	165	
14	1:36.148	49.853		21.239		25.056	164	211	29	1:31.940	47.458		20.363		24.119	165	215
15	1:35.615	49.582		21.210		24.823	162	211	30	2:31.307	1:01.463		43.516		46.328	59	216

17 Bernhard, DEU / Bachler, AUT

theoretical besttime: 1:31.701

1	2:15.056	1:18.086		26.804		30.166	155		15	1:38.546	48.739		21.882		27.925	57	209
2	1:43.837	53.522		23.679		26.636	158	203	16	2:48.360	2:01.271		22.342		24.747	163	
3	2:00.653	52.015		38.569		30.069	55	207	17	1:34.473	48.883		21.146		24.444	165	210
4	5:25.801	4:36.781		23.093		25.927	160		18	1:33.170	48.281		20.740		24.149	164	211
5	1:39.069	50.512		22.666		25.891	158	207	19	1:33.446	48.475		20.790		24.181	163	210
6	1:38.450	50.007		22.429		26.014	159	206	20	1:33.218	48.224		20.940		24.054	163	211
7	1:37.454	49.762		22.187		25.505	160	206	21	1:32.796	48.093		20.758		23.945	164	210
8	1:36.940	49.585		22.024		25.331	164	207	22	1:32.556	47.811		20.679		24.066	165	211
9	1:40.363	49.919		22.031		28.413	58	208	23	1:37.049	48.721		20.835		27.493	58	212
10	3:49.878	3:01.821		23.036		25.021	162		24	3:54.914	3:09.764		20.753		24.397	168	
11	1:34.583	48.671		21.310		24.602	162	207	25	1:31.749	47.320		20.436		23.993	163	213
12	1:34.819	48.394		21.607		24.818	162	208	26	1:32.035	47.513		20.462		24.060	164	213
13	1:33.740	48.255		20.991		24.494	163	208	27	1:35.627	47.937		20.600		27.090	57	213
14	1:33.714	48.095		21.073		24.546	165	208	28	3:17.094	1:56.109		36.932		44.053	53	

18 de Leener, BEL / Cairoli, ITA

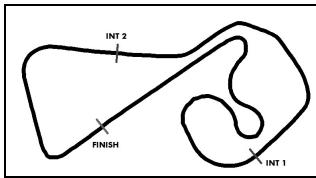
theoretical besttime: 1:31.053

1	2:19.012	1:18.828		28.096		32.088	57		16	1:37.817	51.153		21.816		24.848	166	210
2	3:01.996	2:04.078		25.608		32.310	57		17	1:36.214	49.424		21.943		24.847	163	212
3	2:50.841	1:58.742		22.833		29.266	57		18	1:36.954	50.756		21.537		24.661	164	210
4	2:59.567	2:05.314		24.228		30.025	57		19	1:34.838	48.781		21.416		24.641	166	211
5	2:51.241	1:58.412		22.693		30.136	162		20	1:34.879	48.973		21.547		24.359	162	212
6	1:35.023	48.524		21.554		24.945	163	210	21	1:34.448	48.723		21.360		24.365	166	212
7	1:34.993	48.588		21.561		24.844	162	209	22	1:34.045	48.446		21.132		24.467	168	212
8	1:36.227	49.029		22.140		25.058	162	209	23	1:35.153	49.550		21.136		24.467	166	212
9	1:34.249	48.331		21.262		24.656	162	208	24	1:34.144	48.482		21.259		24.403	165	212
10	1:34.065	48.158		21.242		24.665	164	209	25	1:33.788	48.069		21.229		24.490	160	213
11	1:36.056	50.510		21.039		24.507	164	210	26	1:37.682	48.483		21.379		27.820	58	210
12	1:33.578	47.942		21.083		24.553	164	210	27	2:52.492	2:03.348		21.709		27.435	168	
13	1:36.355	47.813		20.898		27.644	57	209	28	1:31.250	46.783		20.684		23.783	166	214
14	2:54.954	2:04.784		23.559		26.611	164		29	1:31.533	46.943		20.487		24.103	164	213
15	1:38.733	50.665		22.539		25.529	165	209	30	1:59.886	47.236		26.346		46.304	58	213

20 Wishofer, AUT / Snoeks, NLD

theoretical besttime: 1:31.879

1	6:15.685	5:24.644		24.028		27.013	159		13	1:33.608	48.433		20.727		24.448	160	210
2	1:41.074	51.795		23.203		26.076	157	207	14	1:33.326	48.120		20.653		24.553	164	210
3	1:40.054	51.266		22.727		26.061	163	206	15	1:36.775	48.371		21.152		27.252	166	213
4	1:38.551	50.548		22.165		25.838	163	208	16	1:32.757	47.893		20.527		24.337	163	213
5	1:39.034	50.314		22.253		26.467	159	210	17	1:37.937	48.369		21.951		27.617	58	212



ADAC GT Masters

Sector List Free Practice 2



Provisional

Sachsenring, Length: 3645m

Air temperature: 14,55°C

Track temperature: 14,75°C

Weather condition: Wet

DMSB Reg. Nr.: DMSB 255/19

Friday, September 27, 2019 16:35:00

Lap	Time	SE1	SP1	SE2	SP2	SE3	SP3	TSP	Lap	Time	SE1	SP1	SE2	SP2	SE3	SP3	TSP
6	1:45.085	52.170		22.376		30.539	35	208	18	3:48.794	3:03.794		20.990		24.010	165	
7	8:29.381	7:42.938		21.606		24.837	159		19	1:32.412	47.618		20.735		24.059	163	213
8	1:34.410	48.840		21.145		24.425	162	209	20	1:32.428	47.749		20.562		24.117	163	213
9	1:34.150	48.707		20.945		24.498	162	210	21	1:32.322	47.480		20.389		24.453	162	212
10	1:39.998	49.395		21.514		29.089	59	210	22	1:36.796	47.874		20.641		28.281	59	213
11	2:54.269	2:02.027		22.949		29.293	58		23	2:39.733	1:54.894		20.399		24.440	164	
12	2:41.875	1:56.306		21.115		24.454	159		24	1:36.833	47.635		20.596		28.602	58	213

21 Eriksson, SWE / Keilwitz, DEU

theoretical besttime: 1:31.770

1	2:05.363	1:10.125		26.327		28.911	158		16	1:38.948	48.301		20.841		29.806	48	210
2	1:42.048	52.241		23.502		26.305	151	205	17	3:08.100	2:20.196		22.400		25.504	164	
3	1:39.752	51.243		22.748		25.761	157	206	18	1:34.265	48.552		21.137		24.576	163	211
4	1:46.076	50.835		23.351		31.890	159	207	19	1:34.088	48.220		21.016		24.852	163	210
5	1:38.975	50.262		22.673		26.040	158	208	20	1:33.416	47.893		20.864		24.659	165	211
6	1:37.399	49.748		22.305		25.346	162	208	21	1:37.518	47.953		21.214		28.351	58	212
7	1:36.586	49.240		21.904		25.442	162	208	22	4:33.174	3:45.862		22.615		24.697	162	
8	1:44.968	51.918		23.426		29.624	162	207	23	1:38.060	52.295		21.408		24.357	165	212
9	1:35.551	48.932		21.584		25.035	156	207	24	1:32.382	47.720		20.637		24.025	165	213
10	1:41.262	49.196		22.138		29.928	46	207	25	1:31.872	47.316		20.572		23.984	166	214
11	5:05.852	4:11.555		23.237		31.060	160		26	1:35.632	47.325		23.980		24.327	168	213
12	1:43.027	48.556		21.450		33.021	164	208	27	1:31.934	47.214		20.582		24.138	166	215
13	1:34.937	48.599		21.556		24.782	159	209	28	1:36.298	47.336		20.861		28.101	58	214
14	1:38.845	48.491		21.442		28.912	166	207	29	3:38.486	2:05.962		43.600		48.924	50	
15	1:33.873	48.248		21.057		24.568	163	210									

24 Ortmann, DEU / Winkelhock, DEU

theoretical besttime: 1:32.983

1	1:52.792	1:00.982		24.296		27.514	156		14	1:35.951	49.320		21.818		24.813	163	208
2	1:43.770	51.771					155	204	15	1:34.583	48.699		21.309		24.575	163	209
3	1:41.188	51.109		23.564		26.515	154	206	16	1:34.510	48.780		21.273		24.457	163	210
4	1:40.605	51.698		23.468		25.439	155	206	17	1:34.279	48.455		21.252		24.572	163	210
5	1:40.181	50.731		23.282		26.168	157	208	18	1:34.121	48.521		21.147		24.453	163	210
6	1:40.711	51.411		23.725		25.575	163	208	19	1:33.799	48.189		21.181		24.429	162	211
7	1:45.960	51.604		24.265		30.091	58	210	20	1:33.645	48.287		21.078		24.280	164	210
8	5:48.893	4:58.763		23.305		26.825	160		21	1:33.182	47.997		20.895		24.290	165	212
9	1:37.196	50.105		22.099		24.992	163	210	22	1:33.280	48.185		20.841		24.254	163	212
10	1:35.989	49.309		21.847		24.833	160	210	23	1:34.222	48.623		20.956		24.643	163	211
11	1:35.605	49.363		21.583		24.659	162	209	24	1:33.392	48.146		21.101		24.145	164	211
12	1:36.035	49.236		22.067		24.732	163	210	25	1:37.231	48.294		21.233		27.704	58	211
13	1:35.434	48.904		21.714		24.816	157	209									

25 Palette, FRA / Schmidt, CHE

theoretical besttime: 1:31.873

1	1:54.662	1:02.186		24.734		27.742	156		16	1:36.148	50.150		21.391		24.607	162	210
2	1:42.658	51.814		23.598		27.246	162	206	17	1:39.860	49.293		22.553		28.014	58	211
3	1:44.721	51.551					158	210	18	4:53.598	4:02.930		23.838		26.830	162	
4	1:41.592	50.382		23.623		27.587	163	208	19	1:34.926	48.980		21.332		24.614	163	211
5	1:38.721	50.007		22.631		26.083	164	210	20	1:33.634	48.622		20.950		24.062	164	212
6	1:38.046	49.396		22.613		26.037	163	211	21	1:35.172	48.588		21.454		25.130	164	213
7	1:36.994	49.342		22.123		25.529	163	212	22	1:33.428	48.572		20.838		24.018	163	213
8	1:59.339	49.129		21.859		48.351	58	211	23	1:33.391	48.278		20.856		24.257	165	213
9	3:49.922	3:00.772		22.948		26.202	162		24	1:33.049	48.184		20.751		24.114	164	213
10	1:38.540	51.239		22.145		25.156	162	211	25	1:39.433	51.043		20.868		27.522	58	214
11	1:37.769	51.007		21.861		24.901	160	211	26	4:13.760	3:28.675		21.017		24.068	166	
12	1:37.928	50.203		21.928		25.797	156	211	27	1:32.155	47.635		20.595		23.925	164	214
13	1:39.590	50.953		23.487		25.150	163	208	28	1:32.366	47.555		20.800		24.011	162	214
14	1:36.248	50.200		21.513		24.535	160	212	29	1:32.277	47.353		20.773		24.151	164	214
15	1:36.307	49.549		21.990		24.768	163	210	30	3:06.568	1:13.460		53.936		59.172	57	182

26 Rogivue, CHE / Mücke, DEU

theoretical besttime: 1:33.693

1	1:51.659	1:00.027		24.738		26.894	154		15	1:36.544	48.390		22.958		25.196	164	210
2	1:42.051	51.894		23.894		26.263	159	204	16	1:34.108	48.198		21.369		24.541	163	211
3	1:41.251	51.173		24.071		26.007	162	208	17	1:33.785	48.047		21.217		24.521	164	211
4	1:41.714	52.509		23.379		25.826	160	208	18	1:40.496	49.291		22.244		28.961	58	212
5	1:41.083	50.626		24.027		26.430	162	207	19	3:31.071	2:43.460		22.365		25.246	165	

Timing: SWISSTIMING

ver: 1.0

www.adac.de/motorsport

Page 4/ 7 printed: 27.9.2019 17:36

ADAC Vorteilswelt

Audi Sport

motorsport

CAMP DAVID

DEKRA

Eibach

Merrenausstatter.de

KÄRCHER

Kfzteile24

KÜHNE+NAGEL

PIRELLI

postcon

RR RACING

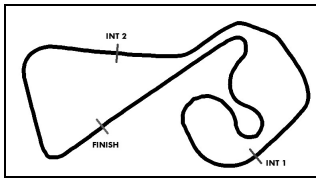
RAVENOL

Sport One

WINNERS

DMSB

2019 INTERNATIONAL SERIES



ADAC GT Masters

Sector List Free Practice 2



Provisional

Sachsenring, Length: 3645m

Air temperature: 14,55°C

Track temperature: 14,75°C

Weather condition: Wet

DMSB Reg. Nr.: DMSB 255/19

Friday, September 27, 2019 16:35:00

Lap	Time	SE1	SP1	SE2	SP2	SE3	SP3	TSP	Lap	Time	SE1	SP1	SE2	SP2	SE3	SP3	TSP
6	1:38.290	50.254		22.797		25.239	162	209	20	1:36.535	49.411		21.465		25.659	162	212
7	1:37.902	49.712		22.491		25.699	159	210	21	1:35.013	48.858		21.455		24.700	165	212
8	1:37.208	49.535		22.158		25.515	159	209	22	1:35.722	49.165		21.433		25.124	165	212
9	1:42.345	50.441		22.807		29.097	58	209	23	1:34.432	48.498		21.183		24.751	163	213
10	6:29.041	5:40.118		23.636		25.287	162		24	1:48.592	48.176		32.849		27.567	165	213
11	1:35.619	49.131		21.785		24.703	159	209	25	1:34.948	49.060		21.330		24.558	164	213
12	1:34.729	48.501		21.532		24.696	158	209	26	1:34.313	48.493		21.125		24.695	164	213
13	1:39.787	49.225		22.209		28.353	58	209	27	1:37.599	48.433		21.370		27.796	58	213
14	3:31.039	2:44.266		22.069		24.704	165		28	4:19.728	2:50.144		43.403		46.181	58	

28 Feller, CHE / Vervisch, BEL

theoretical besttime: 1:32.048

1	3:11.791	2:18.261		25.607		27.923	158		16	1:37.092	49.479		21.036		26.577	162	210
2	1:41.663	52.325		23.458		25.880	160	181	17	1:34.198	48.970		20.777		24.451	159	212
3	1:40.688	51.417		23.394		25.877	158	208	18	1:33.503	48.410		20.774		24.319	165	211
4	1:40.921	51.711		23.121		26.089	162	208	19	1:33.373	48.188		20.750		24.435	164	213
5	1:38.468	50.179		22.614		25.675	159	208	20	1:36.967	48.188		20.776		28.003	59	212
6	1:38.115	50.074		22.543		25.498	160	209	21	4:01.409	3:14.465		21.379		25.565	163	
7	1:42.640	50.083		22.952		29.605	59	208	22	1:33.120	47.891		20.873		24.356	164	214
8	3:01.078	2:10.171		22.568		28.339	163		23	1:34.989	49.972		20.955		24.062	165	213
9	1:37.836	49.655		22.575		25.606	164	211	24	1:32.202	47.517		20.647		24.038	163	213
10	1:36.287	48.808		22.310		25.169	162	211	25	1:32.386	47.609		20.742		24.035	163	213
11	1:51.282	57.410		25.391		28.481	158	212	26	1:32.542	47.578				164	214	
12	1:34.780	48.525		21.348		24.907	160	209	27	1:32.434	47.366		20.762		24.306	159	213
13	1:38.571	48.840		21.388		28.343	58	211	28	1:32.467	47.486				163	214	
14	3:26.227	2:36.980		23.254		25.993	162		29	1:36.438	47.482		21.327		27.629	59	214
15	1:36.690	50.206		21.538		24.946	164	210	30	3:37.416	2:06.645		43.711		47.060	53	

29 Hofer, AUT / Mies, DEU

theoretical besttime: 1:31.783

1	2:33.572	1:23.433		33.167		36.972	152		15	1:35.261	49.277		21.476		24.508	164	211
2	1:46.978	54.812		24.657		27.509	159	135	16	1:34.244	48.492		21.260		24.492	166	211
3	1:42.589	51.390		24.512		26.687	158	209	17	1:38.871	49.755		21.282		27.834	59	212
4	1:40.715	51.036		23.458		26.221	159	208	18	4:57.083	4:11.785		21.227		24.071	164	
5	1:38.450	50.131		22.745		25.574	160	207	19	1:32.492	47.607		20.910		23.975	166	212
6	1:41.927	49.820		22.827		29.280	59	208	20	1:31.918	47.446		20.492		23.980	166	212
7	5:56.385	5:09.040		22.262		25.083	162		21	1:35.851	47.953		20.801		27.097	59	213
8	1:36.185	49.163		21.844		25.178	164	210	22	2:41.579	1:56.122		21.330		24.127	169	
9	1:35.000	48.579		21.647		24.774	165	211	23	1:34.412	47.645		22.316		24.451	166	213
10	1:34.714	48.405		21.498		24.811	163	211	24	1:32.337	47.761		20.731		23.845	166	214
11	1:37.549	48.341		21.472		27.736	59	211	25	1:32.298	47.595		20.724		23.979	165	214
12	2:47.690	1:59.065		23.097		25.528	162		26	1:35.800	47.703		20.973		27.124	60	213
13	1:37.412	50.653		21.966		24.793	164	210	27	2:41.376	1:56.275		20.901		24.200	166	
14	1:35.058	49.046		21.538		24.474	164	210	28	2:34.468	1:04.510		43.221		46.737	102	214

31 Niederhauser, CHE / van der Linde, ZAF

theoretical besttime: 1:31.813

1	2:00.611	1:03.044		25.783		31.784	59		12	1:32.318	47.418		20.712		24.188	169	211
2	2:56.690	2:01.120					59		13	1:38.427	48.860		21.424		28.143	59	213
3	4:50.466	3:57.810		23.207		29.449	59		14	4:09.451	3:17.494		22.291		29.666	59	
4	2:52.227	1:58.452		23.085		30.690	59		15	2:43.153	1:57.713		21.349		24.091	166	
5	14:04.571	13:17.751		21.823		24.997	162		16	1:33.753	48.877		21.022		23.854	160	215
6	1:34.682	48.946		21.429		24.307	166	208	17	1:33.038	48.226		20.863		23.949	168	213
7	1:33.577	48.290		20.992		24.295	162	210	18	1:31.880	47.485		20.622		23.773	166	215
8	1:33.559	48.272		21.015		24.272	165	209	19	1:33.940	47.700		20.699		25.541	164	214
9	1:33.324	47.876		20.998		24.450	164	210	20	1:39.848	48.161		22.261		29.426	165	214
10	1:32.703	47.666		21.034		24.003	166	212	21	1:32.403	47.617		20.694		24.092	163	213
11	1:32.878	47.825		20.764		24.289	168	210	22	3:07.286	1:15.702		53.856		57.728	59	165

33 Salaquarda, CZE / Stippler, DEU

theoretical besttime: 1:31.936

1	7:25.443	6:33.723		24.977		26.743	157		14	1:33.983	48.542		21.009		24.432	163	211
2	1:40.837	51.503		23.375		25.959	162	207	15	1:33.511	47.852		21.303		24.356	162	213
3	1:39.629	50.945		23.092		25.592	162	208	16	1:33.435	48.110		20.913		24.412	163	213
4	1:39.443	50.270		23.429		25.744	160	211	17	1:38.806	47.980		21.887		28.939	58	213
5	1:44.578	49.899		23.271		31.408	160	210	18	5:25.664	4:27.619		23.981		34.064	160	
6	1:37.068	49.481		22.464		25.123	162	212	19	1:33.389	48.111		20.926		24.352	166	211

Timing: SWISSTIMING

ver: 1.0

www.adac.de/motorsport

Page 5/ 7 printed: 27.9.2019 17:36

ADAC Vorteilswelt

Audi Sport

motorsport

CAMP DAVID

DEKRA

Eibach

Merrenausstatter.de

KÄRCHER

Kfzteile24

KÜHNE+NAGEL

PIRELLI

postcon

RR RACING

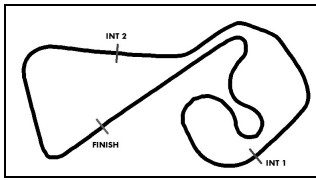
RAVENOL

Sport Bild

MINI BLASER

DMSB

2019 INTERNATIONAL SERIES



ADAC GT Masters

Sector List Free Practice 2



Provisional

Sachsenring, Length: 3645m
 Air temperature: 14,55°C
 Track temperature: 14,75°C
 Weather condition: Wet

DMSB Reg. Nr.: DMSB 255/19

Friday, September 27, 2019 16:35:00

Lap	Time	SE1	SP1	SE2	SP2	SE3	SP3	TSP	Lap	Time	SE1	SP1	SE2	SP2	SE3	SP3	TSP
7	1:36.895	49.446		22.233		25.216	164	212	20	1:32.616	47.474		20.764		24.378	163	214
8	1:58.453	48.794		39.869		29.790	163	212	21	1:32.592	47.805		20.623		24.164	164	214
9	1:36.461	48.884		22.102		25.475	163	212	22	1:32.813	47.582		21.040		24.191	165	215
10	1:35.334	48.786		21.836		24.712	160	213	23	1:33.943	48.667		20.806		24.470	165	215
11	1:35.253	48.613		21.802		24.838	160	213	24	1:32.580	47.569		20.771		24.240	165	215
12	1:42.498	48.615		23.951		29.932	51	212	25	1:32.008	47.270		20.695		24.043	166	215
13	6:39.891	5:52.277		22.670		24.944	163		26	2:29.861	58.890		43.512		47.459	50	216

36 Dienst, DEU / Read, AUS

theoretical besttime: 1:32.452

1	5:12.791	4:15.521		27.945		29.325	151		15	1:33.422	48.114		20.775		24.533	160	208
2	1:52.879	56.564		26.431		29.884	156	204	16	1:32.452	47.702		20.481		24.269	162	209
3	1:47.753	54.780		25.131		27.842	156	205	17	1:41.908	48.285		23.988		29.635	58	210
4	1:46.555	53.151		25.187		28.217	156	207	18	2:56.808	2:05.402		22.122		29.284	59	
5	1:43.331	52.835		23.993		26.503	160	206	19	2:58.306	2:08.123		21.550		28.633	59	
6	1:41.094	51.471		23.163		26.460	162	208	20	2:43.717	1:57.606		21.646		24.465	162	
7	1:40.557	51.217		23.279		26.061	160	210	21	1:34.292	48.962		20.976		24.354	163	210
8	1:42.848	50.377		22.450		30.021	59	210	22	1:33.856	48.461		21.032		24.363	162	211
9	3:28.405	2:39.784		22.890		25.731	160		23	1:33.563	48.126		21.009		24.428	163	212
10	1:36.004	49.064		21.691		25.249	160	209	24	1:40.367	50.222		21.743		28.402	59	212
11	1:34.918	48.493		21.463		24.962	160	208	25	2:46.637	1:57.044		21.560		28.033	164	
12	1:34.399	48.486		21.136		24.777	162	208	26	1:33.428	48.076		20.965		24.387	159	213
13	1:34.158	48.440		20.999		24.719	158	208	27	1:45.465	51.541		21.802		32.122	59	211
14	1:38.746	48.882		21.195		28.669	160	204									

47 Dontje, NLD / Götz, DEU

theoretical besttime: 1:31.082

1	2:15.725	1:16.735		28.928		30.062	152		16	1:35.153	48.127		20.842		26.184	163	209
2	1:49.176	54.567		24.293		30.316	60	179	17	1:33.033	47.904		20.923		24.206	162	210
3	2:59.319	2:04.085		25.008		30.226	60		18	1:32.456	47.701		20.650		24.105	163	210
4	5:14.647	4:24.852					158		19	1:36.444	47.775		20.772		27.897	59	210
5	1:39.017	50.418		22.427		26.172	156	206	20	4:07.769	3:20.525		20.699		26.545	164	
6	1:37.337	49.616		22.222		25.499	160	207	21	1:31.985	47.643		20.463		23.879	164	211
7	1:36.646	49.058		22.235		25.353	162	208	22	1:39.142	51.389		22.212		25.541	164	212
8	1:37.924	49.425		22.362		26.137	159	208	23	1:33.610	47.721		20.598		25.291	164	212
9	1:36.070	49.155		21.844		25.071	160	207	24	1:31.762	47.210		20.586		23.966	164	212
10	1:35.673	49.015		21.566		25.092	163	208	25	1:35.509	47.286		21.321		26.902	164	212
11	1:35.596	48.860		21.719		25.017	162	209	26	1:31.135	46.816		20.387		23.932	163	213
12	1:38.210	49.138		21.750		27.322	162	208	27	1:34.577	46.933		20.473		27.171	60	212
13	1:38.910	48.992		21.682		28.236	59	208	28	2:41.075	1:55.139		20.501		25.435	166	
14	2:45.147	1:57.509		22.508		25.130	160		29	2:30.052	59.772		42.521		47.759	60	214
15	1:36.494	49.030		20.878		26.586	162	208									

48 Ellis, GBR / Vettel, DEU

theoretical besttime: 1:32.689

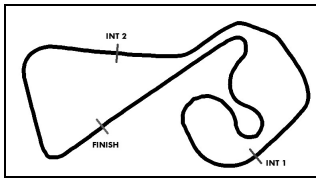
1	2:57.076	1:58.894		28.492		29.690	153		15	1:38.238	49.003		21.158		28.077	60	208
2	1:50.537	57.279		25.259		27.999	155	153	16	4:24.958	3:21.971		32.311		30.676	152	
3	1:45.217	54.021		24.182		27.014	152	203	17	1:47.127	55.877		24.266		26.984	156	155
4	1:48.733	54.000		24.526		30.207	60	203	18	1:40.532	52.483		22.498		25.551	164	183
5	5:59.351	5:10.732		23.237		25.382	162		19	1:36.104	49.916		21.280		24.908	163	210
6	1:38.352	50.340		22.574		25.438	163	207	20	1:34.995	49.572		20.805		24.618	164	210
7	1:36.970	49.951		21.965		25.054	163	208	21	1:34.685	48.972		20.842		24.871	165	211
8	1:36.678	49.199		22.351		25.128	165	209	22	1:41.165	50.903		21.294		28.968	60	211
9	1:39.090	49.734		21.643		27.713	162	208	23	2:47.908	2:00.091		21.548		26.269	164	
10	1:35.933	48.902		21.989		25.042	163	207	24	1:35.412	49.241		21.538		24.633	162	211
11	1:35.193	48.726		21.464		25.003	160	208	25	1:33.644	48.446		20.685		24.513	165	211
12	1:36.878	48.877		21.566		26.435	165	208	26	1:33.186	48.266		20.685		24.235	165	213
13	1:34.968	48.768		21.213		24.987	164	209	27	1:33.049	48.132		20.777		24.140	164	213
14	1:34.588	48.389		21.315		24.884	159	208	28	1:36.473	47.864		21.019		27.590	59	213

63 Engelhart, DEU / Bortolotti, ITA

theoretical besttime: 1:30.942

1	2:14.062	1:15.561		26.435		32.066	58		16	1:32.251	47.634		20.663		23.954	165	210
2	2:54.150	2:00.481		26.181		27.488	156		17	1:38.175	48.599		21.560		28.016	57	210
3	1:43.856	53.422		24.119		26.315	162	158	18	2:42.420	1:56.972		21.272		24.176	165	
4	1:43.318	52.299		24.801		26.218	159	181	19	1:33.018	47.692		20.825		24.501	160	212
5	1:37.909	50.205		22.323		25.381	159	207	20	1:31.741	47.191		20.552		23.998	163	210





ADAC GT Masters

Sector List Free Practice 2



Provisional

Sachsenring, Length: 3645m

Air temperature: 14,55°C

Track temperature: 14,75°C

Weather condition: Wet

DMSB Reg. Nr.: DMSB 255/19

Friday, September 27, 2019 16:35:00

Lap	Time	SE1	SP1	SE2	SP2	SE3	SP3	TSP	Lap	Time	SE1	SP1	SE2	SP2	SE3	SP3	TSP
6	1:45.100	49.815		23.056		32.229	57	208	21	1:31.574	47.064		20.613		23.897	164	211
7	5:11.060	4:23.518		22.086		25.456	162		22	1:36.389	47.310		20.967		28.112	57	210
8	1:35.159	49.025		21.432		24.702	165	210	23	2:44.005	1:56.145		22.372		25.488	164	
9	1:34.682	48.672		21.558		24.452	163	209	24	1:31.521	47.281		20.418		23.822	165	213
10	1:36.558	48.637		22.625		25.296	163	211	25	1:31.459	46.950		20.535		23.974	165	213
11	1:33.555	48.300		20.995		24.260	163	209	26	1:49.322	47.465		22.741		39.116	164	213
12	1:38.678	48.329		21.899		28.450	57	210	27	1:31.466	47.112		20.582		23.772	166	211
13	3:53.015	3:01.864		22.361		28.790	166		28	1:31.121	46.752		20.510		23.859	166	213
14	1:33.188	48.171		20.965		24.052	164	210	29	2:20.195	49.532		42.065		48.598	43	212
15	1:33.763	48.422		21.031		24.310	164	210									

69 Luhr, DEU / Holzer, DEU

theoretical besttime: 1:32.442

1	2:31.128	1:32.192		27.394		31.542	154		16	1:35.252	49.311		21.374		24.567	162	208
2	1:47.399	53.613		24.035		29.751	157	194	17	1:34.720	49.010		21.276		24.434	163	208
3	1:49.448	54.377		25.980		29.091	163	208	18	1:34.994	48.763		21.468		24.763	162	209
4	1:39.694	51.331		22.529		25.834	160	208	19	1:34.181	48.312		21.222		24.647	160	209
5	1:47.553	56.491		24.741		26.321	163	207	20	1:34.069	48.729		20.937		24.403	162	208
6	1:37.994	50.082		22.391		25.521	160	207	21	1:33.941	48.530		20.942		24.469	162	210
7	1:39.794	50.837		22.605		26.352	158	208	22	1:34.349	48.754		21.217		24.378	164	211
8	1:36.354	49.695		21.534		25.125	164	208	23	1:38.604	48.725		21.152		28.727	57	212
9	1:36.316	49.797		21.489		25.030	163	209	24	4:51.270	4:06.296		20.828		24.146	164	
10	1:36.486	49.482		21.766		25.238	163	208	25	1:33.042	48.237		20.687		24.118	164	211
11	1:35.559	49.285		21.450		24.824	162	210	26	1:33.432	48.335		20.876		24.221	162	210
12	1:42.337	50.339		23.090		28.908	57	210	27	1:36.836	48.276		20.792		27.768	57	211
13	2:47.331	1:59.199		22.742		25.390	162		28	4:25.107	3:40.056		20.885		24.166	163	
14	1:37.681	50.768		22.055		24.858	158	207	29	1:32.594	47.637		20.719		24.238	165	213
15	1:35.963	49.786		21.504		24.673	162	209	30	2:27.223	57.974		43.052		46.197	57	212

71 Tregurtha, GBR / Paul, DEU

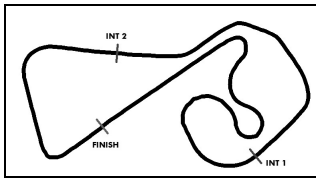
theoretical besttime: 1:33.224

1	2:25.968	1:25.700		30.726		29.542	149		15	1:36.857	49.910		21.956		24.991	162	210
2	1:47.439	54.104		24.861		28.474	155	197	16	1:38.424	51.355		22.107		24.962	160	211
3	1:46.601	54.297		25.249		27.055	160	204	17	1:34.931	48.731		21.576		24.624	158	210
4	1:45.741	52.054		25.318		28.369	156	208	18	1:52.976	48.301		21.427		43.248	48	210
5	1:44.446	53.094		24.360		26.992	162	186	19	9:33.115	8:44.665		22.056		26.394	158	
6	1:42.055	51.742		23.836		26.477	158	207	20	1:35.307	49.358		21.092		24.857	159	209
7	1:41.241	51.026		23.078		27.137	157	208	21	1:34.945	48.967		21.283		24.695	159	211
8	1:39.420	50.739		23.048		25.633	159	208	22	1:33.831	48.569		21.054		24.208	165	210
9	1:38.788	50.213		22.859		25.716	162	210	23	1:34.232	48.481		21.310		24.441	164	212
10	1:38.132	50.004		22.673		25.455	159	210	24	1:34.905	48.520		21.620		24.765	164	212
11	1:38.293	49.689		22.901		25.703	164	212	25	1:36.704	48.305		20.861		27.538	59	212
12	1:44.445	49.622		26.895		27.928	157	209	26	3:27.889	2:42.489		21.091		24.309	164	
13	1:37.497	49.526		22.432		25.539	163	210	27	1:33.913	48.155		21.138		24.620	162	212
14	1:37.510	49.554		22.787		25.169	163	209	28	2:32.813	1:01.770		43.342		47.701	59	212

82 Ineichen, CHE / Perera, FRA

theoretical besttime: 1:32.117

1	2:15.479	1:17.152		26.349		31.978	57		15	1:37.157	48.429		22.260		26.468	162	212
2	2:54.995	2:01.042		26.953		27.000	156		16	1:33.295	48.139		21.079		24.077	166	210
3	1:43.390	53.051		23.943		26.396	159	190	17	1:32.822	48.095		20.687		24.040	164	212
4	1:48.562	52.386		24.704		31.472	57	209	18	1:32.579	47.611		20.926		24.042	166	212
5	3:04.089	2:15.400		23.098		25.591	162		19	1:32.627	47.390		21.018		24.219	164	213
6	1:38.323	50.047		22.697		25.579	162	210	20	1:38.364	48.609		21.063		28.692	57	212
7	1:38.032	49.475		23.105		25.452	163	210	21	5:06.856	4:18.902		22.620		25.334	155	
8	1:36.781	49.278		22.272		25.231	162	210	22	1:36.743	50.661		21.716		24.366	164	198
9	1:36.374	48.865		22.061		25.448	159	210	23	1:32.888	47.828		20.858		24.202	166	212
10	1:35.277	48.659		21.808		24.810	163	210	24	1:33.140	47.450		21.526		24.164	164	214
11	1:35.129	48.645		21.673		24.811	159	212	25	1:32.455	47.430		20.795		24.230	162	213
12	1:41.022	49.228		22.290		29.504	46	210	26	1:32.897	47.595		21.160		24.142	163	213
13	4:48.251	3:56.928		23.110		28.213	163		27	1:36.689	47.600		21.102		27.987	53	213
14	1:36.311	49.778		21.995		24.538	165	209	28	5:08.571	3:17.201		54.170		57.200	57	



ADAC GT Masters

Top speed list Free Practice 2



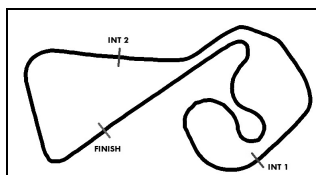
Provisional

DMSB Reg. Nr.: DMSB 255/19

Friday, September 27, 2019 16:35:00

Sachsenring, Length: 3645m
 Air temperature: 14,55°C
 Track temperature: 14,75°C
 Weather condition: Wet

#	Name (NAT)	Team	Car name	Speed	Lap	Race time
7	Sebastian Asch (DEU)	HB Racing (AUT)	Ferrari 488 GT3	216.86	27	48:14.649
14	Nicolai Sylvest (DNK)	MRS GT-Racing (DEU)	BMW M6 GT3	216.00	24	41:49.676
12	Christer Jöns (DEU)	EFP Car Collection by TECE	Audi R8 LMS GT3	216.00	31	53:29.689
33	Frank Stippler (DEU)	Team ISR (CZE)	Audi R8 LMS GT3	216.00	26	55:12.570
13	David Jahn (DEU)	RWT Racing (AUT)	Corvette C7 GT3-R	215.56	17	39:01.547
31	Patric Niederhauser (CHE)	HCB-Rutronik-Racing	Audi R8 LMS GT3	215.56	16	46:14.130
21	Daniel Keilwitz (DEU)	Team ZAKSPEED BKK Mobil Oil Racing (DEU)	Mercedes-AMG GT3	215.13	27	50:47.428
8	Carrie Schreiner (DEU)	HCB-Rutronik-Racing	Audi R8 LMS GT3	215.13	29	53:06.617
11	Pierre Kaffer (DEU)	EFP Car Collection by TECE	Audi R8 LMS GT3	215.13	27	53:09.393
28	Frederic Vervisch (BEL)	Montaplast by Land-Motorsport (DEU)	Audi R8 LMS GT3	214.71	22	41:39.071
18	Matteo Cairoli (ITA)	KÜS TEAM75 Bernhard (DEU)	Porsche 911 GT3 R	214.71	28	51:44.768
25	Jeffrey Schmidt (CHE)	BWT Mücke Motorsport (DEU)	Audi R8 LMS GT3	214.71	29	54:09.449
47	Maximilian Götz (DEU)	MANN-FILTER Team HTP (DEU)	Mercedes-AMG GT3	214.71	29	55:24.992
29	Max Hofer (AUT)	Montaplast by Land-Motorsport (DEU)	Audi R8 LMS GT3	214.71	28	55:33.194
82	Rolf Ineichen (CHE)	ORANGE1 by GRT Grasser (AUT)	Lamborghini Huracan GT3 EVO	214.28	24	47:20.819
26	Nikolaj Rogivue (CHE)	BWT Mücke Motorsport (DEU)	Audi R8 LMS GT3	213.86	25	48:15.496
63	Mirko Bortolotti (ITA)	ORANGE1 by GRT Grasser (AUT)	Lamborghini Huracan GT3 EVO	213.86	26	50:06.091
20	Mick Wishofer (AUT)	Team ZAKSPEED BKK Mobil Oil Racing (DEU)	Mercedes-AMG GT3	213.86	24	54:15.968
4	Stephane Tribaudini (FRA)	Aust Motorsport (DEU)	Audi R8 LMS GT3	213.43	27	46:40.029
17	Klaus Bachler (AUT)	KÜS TEAM75 Bernhard (DEU)	Porsche 911 GT3 R	213.43	25	49:08.348
36	Aidan Read (AUS)	Schütz Motorsport (DEU)	Mercedes-AMG GT3	213.43	26	51:35.270
48	Fabian Vettel (DEU)	MANN-FILTER Team HTP (DEU)	Mercedes-AMG GT3	213.43	27	52:23.016
3	Markus Pommer (DEU)	Aust Motorsport (DEU)	Audi R8 LMS GT3	213.01	29	51:27.321
69	Lucas Luhr (DEU)	Iron Force Racing	Porsche 911 GT3 R	213.01	29	53:46.325
1	Robert Renauer (DEU)	Precote Herberth Motorsport (DEU)	Porsche 911 GT3 R	213.01	26	55:04.820
71	Maximilian Paul (DEU)	T3 Motorsport	Audi R8 LMS GT3	212.59	11	17:55.446
24	Mike David Ortmann (DEU)	BWT Mücke Motorsport (DEU)	Audi R8 LMS GT3	212.18	21	37:00.780



ADAC GT Masters

Pit Stops Free Practice 2



Provisional

DMSB Reg. Nr.: DMSB 255/19

Friday, September 27, 2019 16:35:00

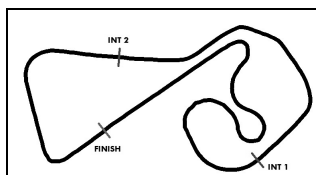
Sachsenring, Length: 3645m

Air temperature: 14,55°C

Track temperature: 14,75°C

Weather condition: Wet

Nr	Driver in	Day time in	Time in	Driver out	Day time out	Time out	Nett Time
31	Kelvin van der Linde	16:37:00.302	2:00.003	Kelvin van der Linde	16:38:12.138	3:11.839	1:11.836
8	Dennis Marschall	16:37:02.849	2:02.550	Dennis Marschall	16:38:15.511	3:15.212	1:12.662
63	Christian Engelhart	16:37:13.741	2:13.442	Christian Engelhart	16:38:22.622	3:22.323	1:08.881
82	Rolf Ineichen	16:37:15.152	2:14.853	Rolf Ineichen	16:38:25.303	3:25.004	1:10.151
18	Matteo Cairoli	16:37:18.687	2:18.388	Adrien de Leener	16:38:29.429	3:29.130	1:10.742
14	Jens Klingmann	16:37:27.349	2:27.050	Jens Klingmann	16:38:37.661	3:37.362	1:10.312
47	Indy Dontje	16:39:04.604	4:04.305	Indy Dontje	16:40:17.217	5:16.918	1:12.613
31	Kelvin van der Linde	16:39:56.991	4:56.692	Kelvin van der Linde	16:43:05.258	8:04.959	3:08.267
18	Adrien de Leener	16:40:20.680	5:20.381	Adrien de Leener	16:41:31.680	6:31.381	1:11.000
17	Timo Bernhard	16:40:59.197	5:58.898	Timo Bernhard	16:44:47.195	9:46.896	3:47.998
47	Indy Dontje	16:42:03.922	7:03.623	Indy Dontje	16:45:38.906	10:38.607	3:34.984
18	Adrien de Leener	16:43:11.525	8:11.226	Adrien de Leener	16:44:22.659	9:22.360	1:11.134
48	Fabian Vettel	16:43:21.262	8:20.963	Fabian Vettel	16:47:39.943	12:39.644	4:18.681
11	Pierre Kaffer	16:43:26.370	8:26.071	Pierre Kaffer	16:46:15.899	11:15.600	2:49.529
82	Rolf Ineichen	16:43:42.100	8:41.801	Rolf Ineichen	16:45:08.419	10:08.120	1:26.319
13	David Jahn	16:44:28.699	9:28.400	David Jahn	16:46:36.821	11:36.522	2:08.122
31	Kelvin van der Linde	16:44:47.459	9:47.160	Kelvin van der Linde	16:45:57.541	10:57.242	1:10.082
29	Christopher Mies	16:46:03.922	11:03.623	Christopher Mies	16:50:25.081	15:24.782	4:21.159
1	Thomas Preining	16:46:04.877	11:04.578	Thomas Preining	16:47:13.287	12:12.988	1:08.410
18	Adrien de Leener	16:46:11.092	11:10.793	Adrien de Leener	16:47:22.091	12:21.792	1:10.999
63	Christian Engelhart	16:46:58.070	11:57.771	Christian Engelhart	16:50:33.708	15:33.409	3:35.638
24	Markus Winkelhock	16:47:04.891	12:04.592	Mike David Ortmann	16:51:13.949	16:13.650	4:09.058
31	Kelvin van der Linde	16:47:39.687	12:39.388	Kelvin van der Linde	17:00:09.283	25:08.984	12:29.596
28	Frederic Vervisch	16:48:13.975	13:13.676	Frederic Vervisch	16:49:34.130	14:33.831	1:20.155
1	Thomas Preining	16:48:50.252	13:49.953	Thomas Preining	16:57:45.027	22:44.728	8:54.775
25	Jeffrey Schmidt	16:48:56.414	13:56.115	Jeffrey Schmidt	16:51:04.919	16:04.620	2:08.505
3	Maximilian Hackländer	16:49:09.096	14:08.797	Maximilian Hackländer	16:51:00.057	15:59.758	1:50.961
20	Mick Wishofer	16:49:38.754	14:38.455	Mick Wishofer	16:56:33.954	21:33.655	6:55.200
26	Stefan Mücke	16:50:13.182	15:12.883	Stefan Mücke	16:55:03.044	20:02.745	4:49.862
11	Pierre Kaffer	16:51:29.846	16:29.547	Pierre Kaffer	16:54:11.317	19:11.018	2:41.471
21	Jimmy Eriksson	16:52:07.511	17:07.212	Jimmy Eriksson	16:55:24.078	20:23.779	3:16.567
36	Aidan Read	16:52:27.506	17:27.207	Marvin Dienst	16:54:16.879	19:16.580	1:49.373
14	Jens Klingmann	16:53:38.787	18:38.488	Nicolai Sylvest	16:54:58.041	19:57.742	1:19.254
7	Luca Ludwig	16:54:07.590	19:07.291	Sebastian Asch	16:55:18.139	20:17.840	1:10.549
17	Timo Bernhard	16:54:37.302	19:37.003	Timo Bernhard	16:56:52.414	21:52.115	2:15.112
12	Florian Spengler	16:55:21.166	20:20.867	Florian Spengler	16:56:48.618	21:48.319	1:27.452
4	Remo Lips	16:55:51.928	20:51.629	Remo Lips	16:58:45.911	23:45.612	2:53.983
69	Marco Holzer	16:55:59.733	20:59.434	Lucas Luhr	16:57:10.631	22:10.332	1:10.898
13	David Jahn	16:56:13.447	21:13.148	David Jahn	16:58:30.188	23:29.889	2:16.741
14	Nicolai Sylvest	16:56:39.949	21:39.650	Nicolai Sylvest	16:57:50.510	22:50.211	1:10.561
82	Rolf Ineichen	16:58:06.986	23:06.687	Franck Perera	17:01:09.072	26:08.773	3:02.086
8	Dennis Marschall	16:58:15.458	23:15.159	Dennis Marschall	17:01:02.058	26:01.759	2:46.600
29	Christopher Mies	16:58:23.753	23:23.454	Max Hofer	16:59:33.983	24:33.684	1:10.230
3	Maximilian Hackländer	16:59:08.570	24:08.271	Markus Pommer	17:00:19.109	25:18.810	1:10.539



ADAC GT Masters

Pit Stops Free Practice 2



Provisional

DMSB Reg. Nr.: DMSB 255/19

Friday, September 27, 2019 16:35:00

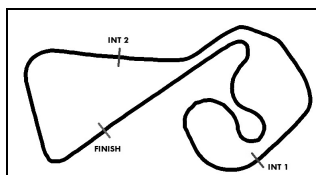
Sachsenring, Length: 3645m

Air temperature: 14,55°C

Track temperature: 14,75°C

Weather condition: Wet

Nr	Driver in	Day time in	Time in	Driver out	Day time out	Time out	Nett Time
28	Ricardo Feller	16:59:33.808	24:33.509	Ricardo Feller	17:01:18.488	26:18.189	1:44.680
63	Christian Engelhart	17:00:07.762	25:07.463	Christian Engelhart	17:02:22.773	27:22.474	2:15.011
33	Filip Salaquarda	17:00:51.489	25:51.190	Filip Salaquarda	17:05:50.419	30:50.120	4:58.930
26	Stefan Mücke	17:01:32.359	26:32.060	Stefan Mücke	17:03:27.804	28:27.505	1:55.445
18	Matteo Cairoli	17:01:42.881	26:42.582	Adrien de Leener	17:02:56.657	27:56.358	1:13.776
47	Indy Dontje	17:01:53.944	26:53.645	Maximilian Götz	17:03:04.108	28:03.809	1:10.164
11	Pierre Kaffer	17:02:36.023	27:35.724	Elia Erhart	17:04:07.214	29:06.915	1:31.191
20	Mick Wishofer	17:02:57.111	27:56.812	Mick Wishofer	17:04:08.339	29:08.040	1:11.228
8	Dennis Marschall	17:03:06.778	28:06.479	Carrie Schreiner	17:04:19.213	29:18.914	1:12.435
13	David Jahn	17:04:48.101	29:47.802	David Jahn	17:12:20.877	37:20.578	7:32.776
21	Jimmy Eriksson	17:05:23.016	30:22.717	Jimmy Eriksson	17:06:55.184	31:54.885	1:32.168
48	Fabian Vettel	17:05:27.503	30:27.204	Fabian Vettel	17:07:39.197	32:38.898	2:11.694
25	Steven Palette	17:05:48.726	30:48.427	Steven Palette	17:08:59.913	33:59.614	3:11.187
20	Mick Wishofer	17:05:51.378	30:51.079	Mick Wishofer	17:07:01.050	32:00.751	1:09.672
71	Maximilian Paul	17:06:10.318	31:10.019	William Tregurtha	17:14:05.499	39:05.200	7:55.181
17	Timo Bernhard	17:06:22.581	31:22.282	Klaus Bachler	17:07:35.904	32:35.605	1:13.323
12	Florian Spengler	17:06:23.101	31:22.802	Florian Spengler	17:07:37.175	32:36.876	1:14.074
36	Marvin Dienst	17:08:41.908	33:41.609	Aidan Read	17:09:57.642	34:57.343	1:15.734
1	Thomas Preining	17:08:50.875	33:50.576	Robert Renauer	17:10:00.542	35:00.243	1:09.667
29	Max Hofer	17:09:12.291	34:11.992	Max Hofer	17:12:36.910	37:36.611	3:24.619
63	Christian Engelhart	17:10:18.154	35:17.855	Mirko Bortolotti	17:11:28.084	36:27.785	1:09.930
26	Stefan Mücke	17:11:28.332	36:28.033	Nikolaj Rogivue	17:13:23.682	38:23.383	1:55.350
36	Aidan Read	17:11:38.725	36:38.426	Aidan Read	17:12:58.138	37:57.839	1:19.413
28	Ricardo Feller	17:12:31.861	37:31.562	Frederic Vervisch	17:14:58.978	39:58.679	2:27.117
47	Maximilian Götz	17:12:32.675	37:32.376	Maximilian Götz	17:15:04.138	40:03.839	2:31.463
7	Sebastian Asch	17:12:47.220	37:46.921	Sebastian Asch	17:15:22.399	40:22.100	2:35.179
33	Filip Salaquarda	17:13:51.202	38:50.903	Frank Stippler	17:17:26.860	42:26.561	3:35.658
82	Franck Perera	17:13:58.535	38:58.236	Rolf Ineichen	17:17:25.180	42:24.881	3:26.645
31	Kelvin van der Linde	17:14:15.726	39:15.427	Patric Niederhauser	17:16:40.954	41:40.655	2:25.228
36	Aidan Read	17:14:37.029	39:36.730	Aidan Read	17:15:46.932	40:46.633	1:09.903
69	Lucas Luhr	17:14:40.821	39:40.522	Lucas Luhr	17:18:00.892	43:00.593	3:20.071
21	Daniel Keilwitz	17:14:50.531	39:50.232	Daniel Keilwitz	17:17:44.660	42:44.361	2:54.129
20	Mick Wishofer	17:16:27.657	41:27.358	Mick Wishofer	17:18:37.546	43:37.247	2:09.889
14	Nicolai Sylvest	17:18:20.962	43:20.663	Nicolai Sylvest	17:19:49.286	44:48.987	1:28.324
31	Patric Niederhauser	17:18:25.177	43:24.878	Patric Niederhauser	17:19:35.453	44:35.154	1:10.276
13	David Jahn	17:18:37.903	43:37.604	Sven Barth	17:19:48.207	44:47.908	1:10.304
12	Christer Jöns	17:18:41.122	43:40.823	Christer Jöns	17:20:00.566	45:00.267	1:19.444
29	Max Hofer	17:18:49.636	43:49.337	Max Hofer	17:19:59.934	44:59.635	1:10.298
63	Mirko Bortolotti	17:19:13.299	44:13.000	Mirko Bortolotti	17:20:23.529	45:23.230	1:10.230
3	Markus Pommer	17:19:38.242	44:37.943	Markus Pommer	17:19:57.556	44:57.257	19.314
24	Mike David Ortmann	17:19:46.242	44:45.943				
48	Fabian Vettel	17:19:47.067	44:46.768	Fabian Vettel	17:20:58.389	45:58.090	1:11.322
17	Klaus Bachler	17:20:07.651	45:07.352	Klaus Bachler	17:22:31.281	47:30.982	2:23.630
14	Nicolai Sylvest	17:21:30.495	46:30.196	Nicolai Sylvest	17:22:41.069	47:40.770	1:10.574



ADAC GT Masters

Pit Stops Free Practice 2



Provisional

DMSB Reg. Nr.: DMSB 255/19

Friday, September 27, 2019 16:35:00

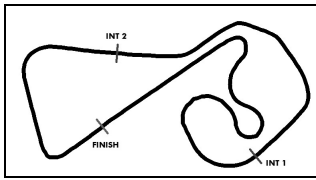
Sachsenring, Length: 3645m

Air temperature: 14,55°C

Track temperature: 14,75°C

Weather condition: Wet

Nr	Driver in	Day time in	Time in	Driver out	Day time out	Time out	Nett Time
3	Markus Pommer	17:21:34.585	46:34.286	Markus Pommer	17:23:10.204	48:09.905	1:35.619
25	Steven Palette	17:21:45.360	46:45.061	Jeffrey Schmidt	17:24:27.735	49:27.436	2:42.375
4	Stephane Tribaudini	17:23:15.005	48:14.706	Stephane Tribaudini	17:24:40.920	49:40.621	1:25.915
11	Elia Erhart	17:23:17.475	48:17.176	Pierre Kaffer	17:24:55.940	49:55.641	1:38.465
36	Aidan Read	17:23:42.826	48:42.527	Aidan Read	17:24:53.251	49:52.952	1:10.425
18	Adrien de Leener	17:23:46.532	48:46.233	Adrien de Leener	17:25:00.220	49:59.921	1:13.688
1	Robert Renauer	17:24:05.583	49:05.284	Robert Renauer	17:25:39.532	50:39.233	1:33.949
69	Lucas Luhr	17:24:15.401	49:15.102	Lucas Luhr	17:27:08.826	52:08.527	2:53.425
14	Nicolai Sylvest	17:24:16.476	49:16.177	Nicolai Sylvest	17:24:37.840	49:37.541	21.364
13	Sven Barth	17:24:32.017	49:31.718	Sven Barth	17:27:47.791	52:47.492	3:15.774
71	William Tregurtha	17:25:13.494	50:13.195	William Tregurtha	17:27:07.209	52:06.910	1:53.715
14	Nicolai Sylvest	17:26:11.706	51:11.407	Nicolai Sylvest	17:27:21.968	52:21.669	1:10.262
7	Sebastian Asch	17:26:17.269	51:16.970	Luca Ludwig	17:27:58.105	52:57.806	1:40.836
20	Mick Wishofer	17:26:30.410	51:30.111	Mick Wishofer	17:27:40.227	52:39.928	1:09.817
1	Robert Renauer	17:27:14.677	52:14.378	Robert Renauer	17:28:24.898	53:24.599	1:10.221
47	Maximilian Götz	17:27:38.170	52:37.871	Maximilian Götz	17:28:48.250	53:47.951	1:10.080
29	Max Hofer	17:27:46.077	52:45.778	Max Hofer	17:28:56.830	53:56.531	1:10.753
26	Nikolaj Rogivue	17:27:56.560	52:56.261	Nikolaj Rogivue	17:29:54.676	54:54.377	1:58.116
82	Rolf Ineichen	17:28:30.149	53:29.850	Franck Perera	17:30:33.476	55:33.177	2:03.327
17	Klaus Bachler	17:28:41.969	53:41.670	Timo Bernhard	17:29:52.521	54:52.222	1:10.552
21	Daniel Keilwitz	17:28:49.883	53:49.584	Daniel Keilwitz	17:30:02.358	55:02.059	1:12.475
28	Frederic Vervisch	17:28:59.847	53:59.548	Frederic Vervisch	17:30:10.022	55:09.723	1:10.175
8	Carrie Schreiner	17:29:41.302	54:41.003				
36	Aidan Read	17:29:48.355	54:48.056				
48	Fabian Vettel	17:30:26.737	55:26.438				
20	Mick Wishofer	17:30:46.973	55:46.674				
13	Sven Barth	17:31:00.269	55:59.970				
7	Luca Ludwig	17:31:18.882	56:18.583				
3	Markus Pommer	17:31:33.202	56:32.903				
18	Matteo Cairoli	17:31:41.693	56:41.394				
11	Pierre Kaffer	17:31:46.202	56:45.903				
17	Timo Bernhard	17:31:59.018	56:58.719				
63	Mirko Bortolotti	17:32:12.182	57:11.883				
26	Nikolaj Rogivue	17:32:16.286	57:15.987				
12	Christer Jöns	17:32:19.995	57:19.696				
1	Robert Renauer	17:32:24.800	57:24.501				
21	Daniel Keilwitz	17:32:28.266	57:27.967				
33	Frank Stippler	17:32:36.573	57:36.274				
28	Frederic Vervisch	17:32:37.203	57:36.904				
69	Lucas Luhr	17:32:40.324	57:40.025				
71	William Tregurtha	17:32:48.108	57:47.809				
47	Maximilian Götz	17:32:49.296	57:48.997				
14	Nicolai Sylvest	17:32:56.270	57:55.971				
29	Max Hofer	17:33:02.161	58:01.862				
82	Franck Perera	17:33:38.771	58:38.472				
31	Patric Niederhauser	17:33:40.476	58:40.177				
25	Jeffrey Schmidt	17:33:42.471	58:42.172				



ADAC GT Masters

Pit Stops Free Practice 2

Provisional



Sachsenring, Length: 3645m

Air temperature: 14,55°C

Track temperature: 14,75°C

Weather condition: Wet

DMSB Reg. Nr.: DMSB 255/19

Friday, September 27, 2019 16:35:00

Nr	Driver in	Day time in	Time in	Driver out	Day time out	Time out	Nett Time
4	Remo Lips	17:34:58.414	59:58.115				