



# ADAC GT Masters

## Result List Free Practice 1



Provisional

**DMSB** Reg. Nr.: DMSB 255/19

Sachsenring, Length: 3645m

Air temperature: 17,94°C

Track temperature: 19,05°C

Weather condition: Dry

Friday, September 27, 2019 10:30:00

started : 27      classified : 27      not classified : 0

	Drivers	Team	Car	Lap	Best Time	Gap	Diff	Kph	Day Time
1	1 <b>T.Preining(AUT)</b> /R.Renauer(DEU)	Precote Herberth Motorsport(DEU)	Porsche 911 GT3 R	22	<b>1:19.056</b>			165.9	11:17:22
2	47 <b>I.Dontje(NLD)</b> /M.Götz(DEU)	MANN-FILTER Team HTP(DEU)	Mercedes-AMG GT3	24	<b>1:19.353</b>	0.297	0.297	165.3	11:18:36
3	18 A.de Leener(BEL)/ <b>M.Cairoli(ITA)</b>	KÜS TEAM75 Bernhard(DEU)	Porsche 911 GT3 R	24	<b>1:19.373</b>	0.317	0.020	165.3	11:14:49
4	63 C.Engelhart(DEU)/ <b>M.Bortolotti(ITA)</b>	ORANGE1 by GRT Grasser(AUT)	LamborghiniHuracanGT3E	23	<b>1:19.441</b>	0.385	0.068	165.1	11:14:55
5	29 M.Hofer(AUT)(J)/ <b>C.Mies(DEU)</b>	Montaplastby Land-Motorsport(DEU)	Audi R8 LMS GT3	25	<b>1:19.454</b>	0.398	0.013	165.1	11:15:31
6	48 <b>P.Ellis(GBR)</b> /F.Vette(DEU)(J)	MANN-FILTER Team HTP(DEU)	Mercedes-AMG GT3	25	<b>1:19.589</b>	0.533	0.135	164.8	11:15:28
7	82 R.Ineichen(CHE)(T)/ <b>F.Perera(FRA)</b>	ORANGE1 by GRT Grasser(AUT)	LamborghiniHuracanGT3E	24	<b>1:19.630</b>	0.574	0.041	164.7	11:14:56
8	7 <b>L.Ludwig(DEU)</b> /S.Asch(DEU)	HB Racing(AUT)	Ferrari 488 GT3	23	<b>1:19.694</b>	0.638	0.064	164.6	11:15:25
9	28 R.Feller(CHE)(J)/ <b>F.Verwisch(BEL)</b>	Montaplastby Land-Motorsport(DEU)	Audi R8 LMS GT3	18	<b>1:19.795</b>	0.739	0.101	164.4	11:10:41
10	33 <b>F.Salaquarda(CZE)</b> /F.Stippler(DEU)	Team ISR(CZE)	Audi R8 LMS GT3	23	<b>1:19.949</b>	0.893	0.154	164.1	11:17:40
11	24 M.Ortmann(DEU)(J)/ <b>M.Winkelhock(DEU)</b>	BWT Mücke Motorsport(DEU)	Audi R8 LMS GT3	16	<b>1:20.163</b>	1.107	0.214	163.6	11:06:21
12	31 P.Niederhauser(CHE)/ <b>K.van der Linde(ZAF)</b>	HCB-Rutronik-Racing	Audi R8 LMS GT3	20	<b>1:20.165</b>	1.109	0.002	163.6	11:15:12
13	25 S.Palette(FRA)/ <b>J.Schmidt(CHE)(J)</b>	BWT Mücke Motorsport(DEU)	Audi R8 LMS GT3	20	<b>1:20.265</b>	1.209	0.100	163.4	11:06:14
14	69 <b>L.Luhr(DEU)</b> /M.Holzer(DEU)	Iron Force Racing	Porsche 911 GT3 R	12	<b>1:20.470</b>	1.414	0.205	163.0	10:54:29
15	14 N.Sylvest(DNK)(J)/ <b>J.Klingmann(DEU)</b>	MRS GT-Racing(DEU)	BMW M6 GT3	7	<b>1:20.661</b>	1.605	0.191	162.6	10:46:52
16	17 <b>T.Bernhard(DEU)</b> /K.Bachler(AUT)	KÜS TEAM75 Bernhard(DEU)	Porsche 911 GT3 R	9	<b>1:20.682</b>	1.626	0.021	162.6	10:55:18
17	3 M.Pommer(DEU)/ <b>M.Hackländer(DEU)</b>	Aust Motorsport(DEU)	Audi R8 LMS GT3	6	<b>1:20.790</b>	1.734	0.108	162.4	10:47:02
18	13 <b>D.Jahn(DEU)</b> /S.Barth(DEU)(T)	RWT Racing(AUT)	Corvette C7 GT3-R	18	<b>1:20.794</b>	1.738	0.004	162.4	11:05:02
19	8 <b>D.Marschall(DEU)(J)</b> /C.Schreiner(DEU)(J)	HCB-Rutronik-Racing	Audi R8 LMS GT3	8	<b>1:20.913</b>	1.857	0.119	162.1	10:47:01
20	21 J.Eriksson(SWE)/ <b>D.Keilwitz(DEU)</b>	TeamZAKSPEEDBKKMobilOilRacing	Mercedes-AMG GT3	4	<b>1:21.077</b>	2.021	0.164	161.8	10:36:19
21	36 <b>M.Dienst(DEU)(J)</b> /A.Read(AUS)(J)	Schütz Motorsport(DEU)	Mercedes-AMG GT3	20	<b>1:21.310</b>	2.254	0.233	161.3	11:10:09
22	26 N.Rogivue(CHE)(J)/ <b>S.Mücke(DEU)</b>	BWT Mücke Motorsport(DEU)	Audi R8 LMS GT3	4	<b>1:21.376</b>	2.320	0.066	161.2	10:37:04
23	11 E.Erhart(DEU)/ <b>P.Kaffer(DEU)</b>	EFP Car Collection by TECE	Audi R8 LMS GT3	19	<b>1:21.487</b>	2.431	0.111	161.0	11:08:08
24	20 <b>M.Wishofer(AUT)(J)</b> /K.Snoeks(NLD)	TeamZAKSPEEDBKKMobilOilRacing	Mercedes-AMG GT3	8	<b>1:21.539</b>	2.483	0.052	160.9	10:46:17
25	12 F.Spengler(DEU)/ <b>C.Jöns(DEU)</b>	EFP Car Collection by TECE	Audi R8 LMS GT3	24	<b>1:21.574</b>	2.518	0.035	160.8	11:15:04
26	71 <b>W.Tregurtha(GBR)(J)</b> /M.Paul(DEU)(J)	T3 Motorsport	Audi R8 LMS GT3	14	<b>1:22.036</b>	2.980	0.462	159.9	10:54:25
27	4 R.Lips(CHE)(T)/ <b>S.Tribaudini(FRA)(T)</b>	Aust Motorsport(DEU)	Audi R8 LMS GT3	10	<b>1:23.253</b>	4.197	1.217	157.6	11:08:13

Subject to final scrutineering!

Publication time:	Clerk of the Course: Marcel Putsche	Timekeeper: Daniel Schulze
-------------------	-------------------------------------	----------------------------

Timing: SWISSTIMING

ver: 1.0

[www.adac.de/motorsport](http://www.adac.de/motorsport)

Page 1/ 1 printed: 27.9.2019 11:24

ADAC Vorteilswelt

Audi Sport

motorsport

CAMP DAVID

DEKRA

Elbro

Herrenausstatter.de

KÄRCHER

Kfzteile24

KÜHNE+NAGEL

PIRELLI

postcon

R&R RACEBOOM

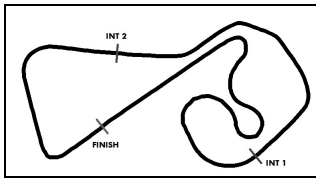
RAVENOL

Sport Bild

TWIN BUSCH

DMSB

2019 INTERNATIONAL SERIES



# ADAC GT Masters

## Sector List Free Practice 1



Provisional

Sachsenring, Length: 3645m  
Air temperature: 17,94°C  
Track temperature: 19,05°C  
Weather condition: Dry

**DMSB** Reg. Nr.: DMSB 255/19

Friday, September 27, 2019 10:30:00

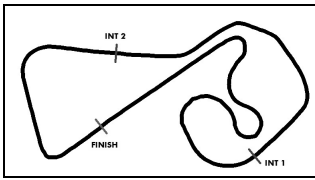
Lap	Time	SE1	SP1	SE2	SP2	SE3	SP3	TSP	Lap	Time	SE1	SP1	SE2	SP2	SE3	SP3	TSP
<b>1 Preining, AUT / Renauer, DEU</b>									<b>theoretical besttime: 1:19.056</b>								
1	3:11.618	2:21.555		22.878		27.185	160		13	1:21.791	42.325		18.110		21.356	171	216
2	1:32.582	48.154		21.034		23.394	169	158	14	1:22.263	42.743		18.193		21.327	168	218
3	1:26.857	44.863		18.439		23.555	169	216	15	1:21.121	41.944		17.857		21.320	170	217
4	1:24.471	43.877		18.986		21.608	173	218	16	1:23.823	44.255		18.117		21.451	171	218
5	2:38.424	1:00.021		44.313		54.090	57	217	17	1:26.838	42.312		19.166		25.360	58	218
6	3:59.511	3:19.078		18.709		21.724	171		18	3:32.791	2:49.961		19.767		23.063	169	
7	1:22.107	42.153		18.521		21.433	173	217	19	1:20.625	41.450		17.973		21.202	173	214
8	1:21.448	41.953		18.180		21.315	171	217	20	1:27.852	48.840		18.102		20.910	175	220
9	1:21.679	42.217		18.106		21.356	171	217	21	1:19.316	40.995		17.517		20.804	173	220
10	1:22.224	42.445		18.099		21.680	170	216	22	<b>1:19.056</b>	<b>40.951</b>		<b>17.341</b>		<b>20.764</b>	<b>173</b>	220
11	1:32.564	43.025		20.298		29.241	57	218	23	1:25.771	41.705		18.245		25.821	58	<b>221</b>
12	10:12.382	9:32.536		18.269		21.577	171										

<b>3 Pommer, DEU / Hackländer, DEU</b>									<b>theoretical besttime: 1:20.555</b>								
1	2:01.250	1:14.858		22.061		24.331	168		14	1:22.465	42.501		18.417		21.547	171	216
2	1:31.189	45.441		19.393		26.355	58	214	15	1:21.762	42.352		18.118		21.292	170	217
3	6:21.668	4:45.436		44.750		51.482	58		16	1:21.415	42.064		18.133		21.218	171	<b>218</b>
4	4:25.523	3:45.051		18.813		21.659	171		17	1:28.104	43.458		19.273		25.373	58	217
5	1:21.056	41.933		<b>17.714</b>		21.409	170	216	18	2:46.055	2:06.290		18.275		21.490	170	
6	<b>1:20.790</b>	<b>41.662</b>		17.907		21.221	173	217	19	1:21.593	42.050		18.158		21.385	170	216
7	1:24.116	41.717		17.849		24.550	58	218	20	1:21.304	42.060		18.065		<b>21.179</b>	<b>170</b>	216
8	5:21.436	4:41.918		18.196		21.322	173		21	1:21.311	42.055		17.986		21.270	173	217
9	1:23.603	42.208		18.398		22.997	171	216	22	1:21.126	42.116		17.808		21.202	173	217
10	1:22.068	42.105		18.481		21.482	170	216	23	1:21.294	42.181		17.812		21.301	170	218
11	1:26.016	42.532		18.777		24.707	58	216	24	1:21.267	42.159		17.809		21.299	170	217
12	4:02.261	3:19.479		19.991		22.791	170		25	1:25.720	42.175		18.881		24.664	171	217
13	1:24.520	43.876		18.713		21.931	169	195									

<b>4 Lips, CHE / Tribaudini, FRA</b>									<b>theoretical besttime: 1:23.214</b>								
1	2:18.665	1:28.196		24.182		26.287	155		10	<b>1:23.253</b>	42.943		<b>18.543</b>		<b>21.767</b>	<b>170</b>	<b>218</b>
2	1:33.363	47.985		21.453		23.925	132	191	11	1:29.008	44.367		18.732		25.909	52	184
3	1:27.662	45.558		19.773		22.331	170	196	12	3:30.228	2:48.726		19.436		22.066	169	
4	1:24.167	43.453		18.912		21.802	169	216	13	1:36.189	54.292		19.778		22.119	169	216
5	5:34.163	43.155					44	216	14	1:25.261	44.010		19.197		22.054	168	216
6	20:17.615	19:32.350		22.708		22.557	169		15	1:23.761	42.916		18.963		21.882	170	216
7	1:25.841	44.359		19.503		21.979	169	216	16	1:23.921	<b>42.904</b>		18.850		22.167	170	218
8	1:24.043	43.386		18.723		21.934	169	216	17	1:24.104	43.010		19.073		22.021	168	217
9	1:23.819	43.410		18.602		21.807	171	217									

<b>7 Ludwig, DEU / Asch, DEU</b>									<b>theoretical besttime: 1:19.611</b>								
1	2:02.642	1:11.715		21.794		29.133	58		15	1:21.314	42.158		17.952		21.204	171	220
2	2:45.805	2:04.394		19.283		22.128	171		16	1:21.187	41.745		18.008		21.434	175	219
3	1:21.900	42.163		18.045		21.692	170	221	17	1:22.176	42.202		18.518		21.456	169	220
4	1:20.949	41.523		18.138		21.288	173	220	18	1:21.243	42.169		17.867		21.207	171	221
5	2:38.408	57.868		47.214		53.326	58	222	19	1:21.766	42.023		18.287		21.456	170	223
6	4:18.981	3:32.263		21.421		25.297	160		20	1:24.899	41.879		18.111		24.909	58	220
7	1:25.172	44.568		18.737		21.867	178	200	21	4:47.976	4:05.895		19.629		22.452	173	
8	1:25.804	41.662		18.496		25.646	175	221	22	1:22.933	43.287		18.157		21.489	171	218
9	1:20.206	41.251		17.859		21.096	173	221	23	<b>1:19.694</b>	<b>41.186</b>		17.649		<b>20.859</b>	<b>171</b>	222
10	1:25.417	41.799		20.566		23.052	171	223	24	1:23.775	42.137		18.835		22.803	180	221
11	1:21.226	41.866		18.107		21.253	175	222	25	1:24.069	41.413		17.777		24.879	174	222
12	1:24.700	41.457		18.049		25.194	58	222	26	1:22.256	42.016		17.685		22.555	173	<b>224</b>
13	5:27.773	4:47.676		18.478		21.619	168		27	1:20.237	41.366		<b>17.566</b>		21.305	173	221
14	1:22.404	42.243		18.539		21.622	173	220									

<b>8 Marschall, DEU / Schreiner, DEU</b>									<b>theoretical besttime: 1:20.704</b>								
1	1:52.921	1:08.276		21.418		23.227	169		15	1:27.268	44.023		19.968		23.277	168	219
2	1:26.460	45.480		18.745		22.235	173	214	16	1:26.071	44.152		19.421		22.498	168	219
3	1:21.833	41.823		18.696		21.314	173	219	17	1:24.993	43.578		19.037		22.378	169	219
4	1:21.377	41.546		18.504		21.327	171	220	18	1:23.653	43.072		18.728		21.853	169	219
5	1:21.980	41.755		18.680		21.545	169	219	19	1:24.030	43.199		19.015		21.816	170	220



# ADAC GT Masters

## Sector List Free Practice 1



Provisional

Sachsenring, Length: 3645m

Air temperature: 17,94°C

Track temperature: 19,05°C

Weather condition: Dry

**DMSB** Reg. Nr.: DMSB 255/19

Friday, September 27, 2019 10:30:00

Lap	Time	SE1	SP1	SE2	SP2	SE3	SP3	TSP	Lap	Time	SE1	SP1	SE2	SP2	SE3	SP3	TSP
6	2:36.472	57.629		47.066		51.777	59	218	20	1:23.493	43.026		18.535		21.932	170	219
7	5:38.366	4:58.624		18.286		21.456	170		21	1:23.683	43.287		18.645		21.751	168	219
8	<b>1:20.913</b>	<b>41.497</b>		18.277		<b>21.139</b>	173	219	22	1:22.816	42.881		18.368		21.567	168	220
9	1:21.075	41.763		<b>18.068</b>		21.244	169	219	23	1:23.016	42.691		18.583		21.742	169	220
10	1:21.188	41.819		18.073		21.296	173	220	24	1:30.407	44.889		18.867		26.651	59	220
11	1:21.003	41.772		18.070		21.161	170	219	25	4:01.818	3:19.980		19.193		22.645	168	
12	1:25.429	42.396					59	219	26	1:27.475	43.757		20.788		22.930	173	219
13	6:10.003	5:25.353		21.050		23.600	166		27	1:23.009	42.952		18.428		21.629	170	<b>221</b>
14	1:27.898	44.927		19.942		23.029	166	217									

### 11 Erhart, DEU / Kaffer, DEU

theoretical besttime: 1:21.132

1	2:22.786	1:26.908		23.880		31.998	49		15	1:29.338	43.508		19.110		26.720	49	218
2	3:09.020	2:25.339		20.789		22.892	170		16	3:16.999	2:31.889		20.926		24.184	168	
3	1:26.270	44.497		19.228		22.545	170	218	17	1:26.991	44.205		19.786		23.000	170	212
4	1:57.339	42.933		26.014		48.392	49	217	18	1:25.367	<b>41.775</b>		18.060		25.532	170	<b>221</b>
5	6:18.798	5:37.631		19.112		22.055	169		19	<b>1:21.487</b>	42.090		<b>18.054</b>		21.343	169	219
6	1:23.012	42.774		18.543		21.695	169	218	20	1:27.710	42.770		19.209		25.731	49	218
7	1:26.457	43.004		18.924		24.529	170	217	21	2:38.976	1:56.597		19.853		22.526	173	
8	1:23.241	42.771		18.586		21.884	170	218	22	1:22.502	42.417		18.348		21.737	170	221
9	1:23.249	42.873		18.593		21.783	170	218	23	1:21.909	42.176		18.231		21.502	171	219
10	1:27.458	42.872		18.579		26.007	49	218	24	1:22.031	42.238		18.218		21.575	170	219
11	2:41.894	1:58.307		21.590		21.997	168		25	1:22.581	42.354		18.231		21.996	170	221
12	1:23.699	43.327		18.696		21.676	168	218	26	1:24.868	42.344		18.196		24.328	170	220
13	1:22.603	42.813		18.487		<b>21.303</b>	170	217	27	1:22.591	42.366		18.531		21.694	168	219
14	1:22.033	42.313		18.286		21.434	168	218									

### 12 Spengler, DEU / Jöns, DEU

theoretical besttime: 1:21.227

1	2:54.304	1:56.991		24.805		32.508	48		15	1:22.347	42.292		18.324		21.731	170	216
2	3:10.145	2:26.456		21.298		22.391	169		16	1:25.690	42.657		18.121		24.912	49	217
3	1:23.630	42.848		18.851		21.931	166	217	17	3:19.013	2:34.317		18.407		26.289	49	
4	2:35.362	55.616		46.159		53.587	49	216	18	2:35.745	1:55.737		18.151		21.857	169	
5	4:39.318	3:51.488		22.700		25.130	170		19	1:22.203	42.402		18.325		21.476	169	216
6	1:24.129	42.925		19.033		22.171	166	214	20	1:22.152	42.278		18.144		21.730	168	216
7	1:21.720	42.160		18.278		<b>21.282</b>	170	217	21	1:22.391	42.439		18.337		21.615	165	216
8	1:22.362	42.668		18.203		21.491	169	<b>218</b>	22	1:22.580	42.314		18.151		22.115	162	215
9	1:21.773	41.979		18.292		21.502	173	217	23	1:21.741	42.146		18.043		21.552	169	215
10	1:21.701	<b>41.937</b>		18.326		21.438	169	218	24	<b>1:21.574</b>	41.960		<b>18.008</b>		21.606	163	217
11	1:22.099	42.404		18.285		21.410	170	217	25	1:22.726	42.954		18.146		21.626	169	216
12	1:25.850	42.330		18.265		25.255	49	217	26	1:25.729	42.268		19.973		23.488	166	217
13	2:23.998	1:44.275		18.219		21.504	170		27	1:22.369	42.441		18.244		21.684	169	217
14	1:22.024	42.314		18.202		21.508	166	216	28	1:22.224	42.459		18.200		21.565	168	217

### 13 Jahn, DEU / Barth, DEU

theoretical besttime: 1:20.691

1	3:03.143	2:15.855		23.082		24.206	171		12	2:31.414	1:50.414		19.465		21.535	175	
2	1:25.680	44.327		19.093		22.260	174	213	13	1:25.461	42.336		18.490		24.635	60	224
3	1:22.508	42.633		18.326		21.549	178	224	14	3:16.698	2:32.895		19.915		23.888	165	
4	1:21.388	41.963		18.041		21.384	175	225	15	1:26.036	44.354		18.873		22.809	177	206
5	2:11.708	42.448		41.467		47.793	52	225	16	1:22.146	41.852		18.959		21.335	177	225
6	4:46.432	4:03.347		18.305		24.780	60		17	1:21.159	42.100		17.956		<b>21.103</b>	<b>178</b>	226
7	2:32.428	1:51.976		18.609		21.843	170		18	<b>1:20.794</b>	41.818		<b>17.815</b>		21.161	177	225
8	1:21.789	42.352		17.940		21.497	170	219	19	1:24.287	<b>41.773</b>		18.162		24.352	57	<b>227</b>
9	1:24.504	43.397		19.075		22.032	169	221	20	3:45.644	3:06.477		17.985		21.182	178	
10	1:22.159	42.487		18.235		21.437	170	220	21	1:21.951	41.846		18.867		21.238	175	226
11	1:26.353	42.536		17.966		25.851	54	221	22	1:24.414	41.948		18.052		24.414	57	225

### 14 Sylvest, DNK / Klingmann, DEU

theoretical besttime: 1:20.510

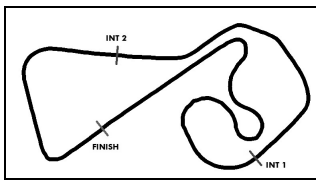
1	2:48.513	1:55.428		24.713		28.372	140		9	1:20.891	42.012		17.615		21.264	171	222
2	1:42.457	53.424		20.651		28.382	59	132	10	1:24.359	42.228		17.693		24.438	59	221
3	1:50.920	1:07.471		18.729		24.720	174		11	2:33.732	1:50.714		18.150		24.868	59	
4	1:20.822	41.931		<b>17.480</b>		21.411	173	222	12	3:58.034	3:18.817		17.886		21.331	173	
5	2:39.822	1:00.883		44.471		54.468	35	<b>223</b>	13	1:24.765	42.190		18.114		24.461	56	221
6	5:08.408	4:28.050		18.339		22.019	174		14	5:17.349	4:36.705		18.510		22.134	169	
7	<b>1:20.661</b>	<b>41.839</b>		17.631		<b>21.191</b>	171	221	15	1:39.280	44.657		22.643		31.980	58	219

Timing: SWISSTIMING

ver: 1.0

[www.adac.de/motorsport](http://www.adac.de/motorsport)

Page 2/ 7 printed: 27.9.2019 11:24



# ADAC GT Masters

## Sector List Free Practice 1



Provisional

Sachsenring, Length: 3645m

Air temperature: 17,94°C

Track temperature: 19,05°C

Weather condition: Dry

**DMSB** Reg. Nr.: DMSB 255/19

Friday, September 27, 2019 10:30:00

Lap	Time	SE1	SP1	SE2	SP2	SE3	SP3	TSP	Lap	Time	SE1	SP1	SE2	SP2	SE3	SP3	TSP
8	1:21.063	41.856		17.786		21.421	173	220									

### 17 Bernhard, DEU / Bachler, AUT

**theoretical besttime: 1:20.512**

1	2:01.199	1:12.315		21.465		27.419	58		13	1:24.788	41.859		18.003		24.926	58	218
2	2:49.877	2:01.860		19.947		28.070	57		14	6:30.800	5:50.253		18.475		22.072	171	
3	9:20.994	8:40.853		18.608		21.533	173		15	1:21.003	41.855		17.754		21.394	160	218
4	1:22.307	42.541		18.486		21.280	174	217	16	1:26.182	45.164		18.584		22.434	171	213
5	1:21.329	42.127		17.936		21.266	171	219	17	1:21.163	41.846		17.944		21.373	171	219
6	1:21.657	42.262		18.093		21.302	169	218	18	1:24.349	41.880		17.822		24.647	58	219
7	1:25.254	42.629		18.264		24.361	58	218	19	2:30.379	1:48.708		18.114		23.557	174	
8	4:14.068	3:33.364		18.998		21.706	174		20	1:21.365	41.897		18.060		21.408	168	219
9	<b>1:20.682</b>	41.896		<b>17.683</b>		21.103	170	218	21	1:21.210	42.094		18.007		21.109	171	218
10	1:20.746	<b>41.782</b>		17.754		21.210	173	216	22	1:20.835	41.977		17.810		21.048	171	219
11	1:20.939	42.014		17.742		21.183	169	217	23	1:20.910	41.801		18.062		<b>21.047</b>	<b>171</b>	219
12	1:25.145	43.575		18.948		22.622	171	217									

### 18 de Leener, BEL / Cairoli, ITA

**theoretical besttime: 1:19.197**

1	1:57.958	1:14.268		20.176		23.514	170		15	1:22.559	42.254		18.536		21.769	171	219
2	1:24.780	42.418		19.140		23.222	173	216	16	1:22.352	42.331		18.324		21.697	173	218
3	1:22.018	42.191		18.345		21.482	173	220	17	1:23.123	42.822		18.665		21.636	173	219
4	1:21.175	41.785		18.139		21.251	175	219	18	1:22.857	42.231		18.926		21.700	174	219
5	1:22.746	41.772		18.629		22.345	174	219	19	1:22.926	42.537		18.613		21.776	174	219
6	2:36.698	55.623		46.033		55.042	47	220	20	1:22.495	42.325		18.388		21.782	170	219
7	4:45.995	4:06.831		18.042		21.122	173		21	1:27.807	42.567		18.775		26.465	50	219
8	1:21.463	41.599		17.983		21.881	171	218	22	4:36.541	3:53.789		19.536		23.216	175	
9	1:20.740	41.713		17.872		21.155	171	218	23	1:19.710	41.047		17.577		21.086	170	220
10	1:21.157	41.727		18.187		21.243	173	219	24	<b>1:19.373</b>	<b>41.044</b>		<b>17.369</b>		20.960	173	218
11	1:25.133	41.845		18.323		24.965	58	219	25	1:19.492	41.153		17.555		<b>20.784</b>	<b>175</b>	220
12	4:36.347	3:46.912		23.987		25.448	168		26	1:19.726	41.161		17.540		21.025	175	220
13	1:29.648	48.182		19.406		22.060	173	189	27	1:20.751	41.564		18.055		21.132	174	<b>221</b>
14	1:22.953	42.725		18.625		21.603	173	217	28	1:24.223	41.557		18.276		24.390	58	219

### 20 Wishofer, AUT / Snoeks, NLD

**theoretical besttime: 1:21.160**

1	1:55.081	1:09.598		21.931		23.552	170		16	1:23.923	43.288		18.645		21.990	169	218
2	1:30.803	44.410		19.432		26.961	171	216	17	1:23.760	43.542		18.507		21.711	170	218
3	1:22.832	42.665		18.232		21.935	171	219	18	1:23.083	43.119		18.319		21.645	166	219
4	1:22.903	42.579		18.590		21.734	171	219	19	1:22.704	43.095		18.197		21.412	171	217
5	1:21.791	42.098		18.156		21.537	170	219	20	1:22.307	42.492		18.226		21.589	155	219
6	2:38.532	57.413		46.167		54.952	57	218	21	1:22.879	43.143		18.219		21.517	170	214
7	4:43.395	4:03.626		18.268		21.501	171		22	1:21.913	42.350		18.037		21.526	170	219
8	<b>1:21.539</b>	42.168		18.014		21.357	170	217	23	1:28.185	45.400		20.945		21.840	171	220
9	1:24.022	42.117		17.911		23.994	173	218	24	1:22.781	42.891		18.230		21.660	170	219
10	1:29.809	<b>42.000</b>		18.050		29.759	58	219	25	1:21.655	42.358		<b>17.871</b>		21.426	173	220
11	4:23.871	3:44.054		18.378		21.439	171		26	1:21.881	42.331		18.261		<b>21.289</b>	<b>170</b>	<b>221</b>
12	1:22.369	42.466		18.267		21.636	163	218	27	1:22.497	42.621		18.118		21.758	151	220
13	1:25.305	42.279		18.013		25.013	59	215	28	1:22.648	43.119		18.055		21.474	170	215
14	2:40.460	1:58.259		19.960		22.241	170		29	1:24.344	42.650		18.207		23.487	170	221
15	1:24.314	43.788		18.977		21.549	170	218	30	1:21.989	42.506		17.990		21.493	170	221

### 21 Eriksson, SWE / Keilwitz, DEU

**theoretical besttime: 1:20.513**

1	2:11.485	1:23.931		23.674		23.880	170		16	1:24.809	42.427		18.064		24.318	174	219
2	1:24.347	43.642		18.981		21.724	173	215	17	1:22.352	42.464		18.213		21.675	171	220
3	1:21.954	42.197		18.441		21.316	173	218	18	1:21.681	42.325		17.875		21.481	170	219
4	<b>1:21.077</b>	41.869		17.978		21.230	174	219	19	1:21.745	42.286		17.819		21.640	171	219
5	1:21.364	41.908		18.031		21.425	171	219	20	1:23.893	42.286		17.803		23.804	170	219
6	2:40.594	1:02.112		44.888		53.594	41	219	21	1:21.442	42.292		17.854		21.296	169	219
7	4:11.696	3:30.044		18.129		23.523	174		22	1:29.592	46.270		19.015		24.307	173	219
8	1:21.689	<b>41.826</b>		17.936		21.927	174	219	23	1:26.704	42.610		18.096		25.998	47	220
9	1:21.756	42.044		18.093		21.619	174	<b>221</b>	24	4:25.826	3:43.694		18.370		23.762	173	
10	1:23.355	42.070		17.975		23.310	174	219	25	1:21.161	42.235		17.795		<b>21.131</b>	<b>171</b>	219
11	1:21.281	41.836		18.123		21.322	174	220	26	1:28.969	41.961		18.406		28.602	170	219
12	1:23.768	41.922		18.649		23.197	174	221	27	1:21.228	42.104		<b>17.556</b>		21.568	164	220
13	1:25.073	41.884		17.925		25.264	58	220	28	1:22.331	42.176		17.741		22.414	173	220

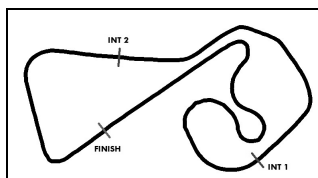
Timing: SWISSTIMING

ver: 1.0

[www.adac.de/motorsport](http://www.adac.de/motorsport)

Page 3/ 7 printed: 27.9.2019 11:24





# ADAC GT Masters

## Sector List Free Practice 1



Provisional

Sachsenring, Length: 3645m

Air temperature: 17,94°C

Track temperature: 19,05°C

Weather condition: Dry

**DMSB** Reg. Nr.: DMSB 255/19

Friday, September 27, 2019 10:30:00

Lap	Time	SE1	SP1	SE2	SP2	SE3	SP3	TSP	Lap	Time	SE1	SP1	SE2	SP2	SE3	SP3	TSP
14	3:39.348	2:56.727		19.405		23.216	171		29	1:23.277	42.012		17.767		23.498	170	220
15	1:23.759	43.350		18.611		21.798	174	218									

### 24 Ortmann, DEU / Winkelhock, DEU

theoretical besttime: 1:20.142

1	1:35.408	53.733		19.595		22.080	168		12	1:30.151	42.687		21.007		26.457	58	216
2	1:24.566	43.694		19.100		21.772	170	214	13	2:50.983	2:03.637		20.604		26.742	143	
3	1:22.470	43.003		18.301		21.166	169	215	14	1:35.327	49.775		18.352		27.200	171	175
4	1:26.324	42.242		20.258		23.824	168	216	15	1:24.183	42.074		17.718		24.391	171	216
5	1:21.681	42.290		18.124		21.267	169	215	16	<b>1:20.163</b>	<b>41.642</b>		17.593		<b>20.928</b>	<b>170</b>	<b>218</b>
6	2:10.385	42.281		38.147		49.957	50	216	17	1:20.408	41.863		<b>17.572</b>		20.973	170	216
7	5:01.300	4:20.090		18.118		23.092	173		18	1:45.072	1:01.252		17.964		25.856	58	216
8	1:21.909	41.903					166	217	19	3:29.187	2:48.726		18.565		21.896	170	
9	1:26.484	44.395		19.742		22.347	157	214	20	1:21.919	42.471		17.968		21.480	170	216
10	1:29.507	44.453		18.976		26.078	58	211	21	1:21.755	42.298		17.869		21.588	168	218
11	8:59.399	8:19.870		18.206		21.323	169		22	1:25.982	42.927		18.048		25.007	59	217

### 25 Palette, FRA / Schmidt, CHE

theoretical besttime: 1:20.159

1	1:38.532	57.165		19.536		21.831	171		16	1:22.809	42.875		18.163		21.771	169	218
2	1:23.798	43.044		18.509		22.245	170	216	17	1:26.185	42.726		18.167		25.292	58	218
3	1:23.587	42.319		18.436		22.832	166	216	18	3:50.707	3:02.313		20.470		27.924	168	
4	1:21.249	42.028		17.840		21.381	170	217	19	1:29.059	45.068		18.230		25.761	174	162
5	1:22.566	41.777		19.245		21.544	171	218	20	<b>1:20.265</b>	<b>41.590</b>		17.701		<b>20.974</b>	<b>171</b>	<b>217</b>
6	2:13.044	44.302		39.189		49.553	49	218	21	1:21.961	41.797		18.462		21.702	173	219
7	5:03.069	4:19.258		18.999		24.812	173		22	1:20.725	41.981		17.623		21.121	168	220
8	1:21.502	42.050		18.104		21.348	170	218	23	1:24.150	41.683		<b>17.595</b>		24.872	58	218
9	1:21.297	41.990					166	218	24	2:35.236	1:55.656		18.196		21.384	173	
10	1:27.603	42.302		18.701		26.600	58	216	25	1:21.932	42.309		18.118		21.505	171	219
11	2:35.169	1:53.160		19.930		22.079	166		26	1:21.290	41.988		18.024		21.278	175	221
12	1:23.673	43.145		18.887		21.641	171	217	27	1:22.682	43.077		17.998		21.607	169	<b>222</b>
13	1:23.345	43.076		18.573		21.696	170	219	28	1:21.431	42.190		17.976		21.265	173	219
14	1:23.486	43.190		18.512		21.784	173	219	29	1:24.572	44.557		18.353		21.662	170	220
15	1:22.785	42.759		18.293		21.733	170	219	30	1:22.224	42.375		18.418		21.431	171	220

### 26 Rogivue, CHE / Mücke, DEU

theoretical besttime: 1:20.972

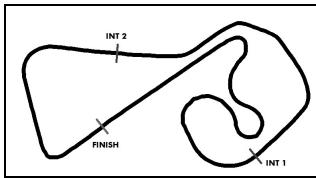
1	1:44.743	57.019		21.098		26.626	58		13	1:21.896	41.960		18.306		21.630	169	217
2	2:35.460	1:54.359		19.365		21.736	169		14	1:27.192	45.049		18.786		23.357	166	219
3	1:22.080	42.269		18.467		21.344	170	216	15	1:27.155	42.442		19.086		25.627	58	217
4	<b>1:21.376</b>	42.063		<b>17.948</b>		21.365	168	216	16	5:16.702	4:35.479		19.270		21.953	171	
5	2:00.449	41.860		30.778		47.811	53	216	17	1:25.574	42.656		19.289		23.629	170	218
6	6:13.681	5:32.720		18.501		22.460	169		18	1:24.701	42.958		18.620		23.123	171	219
7	1:22.919	41.765		18.321		22.833	174	216	19	1:22.568	42.351		18.399		21.818	174	218
8	1:22.150	<b>41.690</b>		18.217		22.243	169	219	20	1:22.280	42.217		18.311		21.752	174	219
9	1:21.534	41.817		18.306		21.411	165	217	21	1:24.668	42.510		19.294		22.864	173	219
10	1:25.934	41.959		18.401		25.574	46	216	22	1:23.790	42.637		18.295		22.858	174	219
11	8:00.746	7:20.764		18.628		21.354	169		23	1:22.303	42.315		18.214		21.774	173	<b>220</b>
12	1:21.519	42.012		18.173		<b>21.334</b>	168	217	24	1:22.025	42.389		18.062		21.574	173	219

### 28 Feller, CHE / Vervisch, BEL

theoretical besttime: 1:19.795

1	2:24.540	1:40.495		20.325		23.720	163		13	1:22.456	42.705		18.287		21.464	169	217
2	1:23.158	42.872		18.627		21.659	171	213	14	1:23.024	42.379		18.952		21.693	165	218
3	1:20.434	41.532		17.732		21.170	173	218	15	1:25.770	42.604		18.169		24.997	57	218
4	1:23.953	41.815		17.839		24.299	173	<b>219</b>	16	5:45.856	5:04.859		19.335		21.662	166	
5	1:25.083	41.597		17.914		25.572	59	219	17	1:20.305	41.899		17.535		20.871	173	217
6	9:46.210	9:05.425		17.871		22.914	170		18	<b>1:19.795</b>	<b>41.446</b>		<b>17.529</b>		<b>20.820</b>	<b>171</b>	<b>218</b>
7	1:28.933	41.960		20.803		26.170	170	216	19	1:20.798	41.899		17.795		21.104	170	218
8	1:21.381	42.074		18.038		21.269	169	217	20	1:20.307	41.681		17.590		21.036	173	219
9	1:24.607	41.999		17.966		24.642	59	219	21	1:25.891	42.859		18.251		24.781	52	218
10	3:19.988	2:38.011		19.385		22.592	166		22	3:19.728	2:40.442		18.103		21.183	169	
11	1:23.183	42.785		18.724		21.674	169	216	23	1:20.800	41.875		17.793		21.132	171	219
12	1:22.235	42.595		18.268		21.372	170	217	24	1:23.664	41.824		17.642		24.198	59	218





# ADAC GT Masters

## Sector List Free Practice 1



Provisional

Sachsenring, Length: 3645m

Air temperature: 17,94°C

Track temperature: 19,05°C

Weather condition: Dry

**DMSB** Reg. Nr.: DMSB 255/19

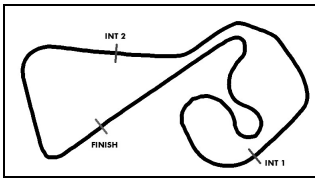
Friday, September 27, 2019 10:30:00

Lap	Time	SE1	SP1	SE2	SP2	SE3	SP3	TSP	Lap	Time	SE1	SP1	SE2	SP2	SE3	SP3	TSP
<b>29 Hofer, AUT / Mies, DEU</b>									<b>theoretical besttime: 1:19.385</b>								
1	2:29.583	1:45.532		21.308		22.743	169		16	1:22.531	42.119		18.544		21.868	170	219
2	1:22.982	43.003		18.574		21.405	174	215	17	1:21.768	41.997		18.339		21.432	169	218
3	1:21.421	42.079		18.135		21.207	175	221	18	1:25.647	42.349		18.549		24.749	59	218
4	1:20.629	41.702		17.836		21.091	173	219	19	2:27.010	1:46.824		18.610		21.576	171	
5	1:22.777	41.442		17.798		23.537	77	219	20	1:25.137	42.208		18.268		24.661	59	219
6	2:45.091	1:15.290		43.538		46.263	58	79	21	3:19.863	2:37.136		20.466		22.261	174	
7	5:17.405	4:31.143		21.130		25.132	170		22	1:21.469	42.011		17.593		21.865	175	218
8	1:20.462	41.545		17.708		21.209	171	218	23	1:19.772	41.376		<b>17.401</b>		20.995	174	220
9	1:26.752	41.552		19.427		25.773	173	220	24	1:24.816	41.918		19.708		23.190	173	221
10	1:20.285	41.445		17.788		21.052	173	219	25	<b>1:19.454</b>	<b>41.081</b>		17.470		<b>20.903</b>	<b>175</b>	222
11	1:20.654	41.505		17.758		21.391	173	220	26	1:25.723	41.443		17.604		26.676	175	220
12	1:25.459	42.508		18.503		24.448	59	220	27	1:20.608	41.565		17.711		21.332	174	<b>222</b>
13	3:04.693	2:23.377		19.220		22.096	170		28	1:25.922	42.048		19.984		23.890	177	221
14	1:22.883	42.697		18.487		21.699	170	216	29	1:20.016	41.518		17.464		21.034	175	221
15	1:22.282	42.315		18.548		21.419	169	219									

<b>31 Niederhauser, CHE / van der Linde, ZAF</b>									<b>theoretical besttime: 1:20.017</b>								
1	1:52.284	1:07.574		21.927		22.783	165		13	1:21.234	41.706					173	217
2	1:24.976	43.803		19.434		21.739	170	212	14	1:21.978	42.212		18.099		21.667	173	219
3	1:22.395	43.046		18.058		21.291	168	219	15	1:20.536	41.581		17.745		21.210	174	220
4	1:22.014	41.541		19.028		21.445	169	218	16	1:26.847	42.690		18.777		25.380	59	217
5	1:20.586	41.480		17.776		21.330	169	218	17	8:35.432	7:55.628		18.183		21.621	173	
6	2:29.758	50.321		47.537		51.900	58	219	18	1:20.586	41.671		17.727		21.188	166	219
7	4:49.903	4:08.843		18.850		22.210	175		19	1:20.355	41.501		<b>17.674</b>		21.180	177	218
8	1:20.985	41.711		17.911		21.363	168	218	20	<b>1:20.165</b>	<b>41.243</b>		17.815		21.107	180	<b>221</b>
9	1:20.516	41.625		17.684		21.207	175	218	21	1:20.507	41.566		17.718		21.223	171	218
10	1:26.282	41.685		21.122		23.475	170	219	22	1:25.315	42.499		18.447		24.369	171	219
11	1:25.357	42.029		18.145		25.183	38	217	23	1:20.425	41.625		17.700		<b>21.100</b>	<b>173</b>	221
12	6:49.187	6:09.537		18.154		21.496	171		24	1:36.193	45.691		21.204		29.298	59	220

<b>33 Salaquarda, CZE / Stippler, DEU</b>									<b>theoretical besttime: 1:19.806</b>								
1	3:01.338	2:14.302		22.419		24.617	164		14	1:22.993	42.035		18.715		22.243	169	220
2	1:33.650	47.858		19.023		26.769	173	151	15	1:21.257	42.123		17.879		21.255	171	219
3	1:23.163	42.095		18.404		22.664	169	219	16	1:21.472	41.920		18.239		21.313	169	221
4	1:21.520	41.710		18.083		21.727	173	220	17	1:30.880	41.951		20.977		27.952	45	220
5	2:26.289	50.707		44.773		50.809	39	220	18	4:51.993	4:09.699		20.240		22.054	171	
6	5:37.857	4:58.303		18.144		21.410	170		19	1:25.806	43.000		18.209		24.597	174	219
7	1:21.224	41.570		18.106		21.548	170	219	20	1:20.030	41.523		17.574		<b>20.933</b>	<b>170</b>	221
8	1:20.637	41.633		17.789		21.215	168	219	21	1:25.746	43.763		17.782		24.201	174	221
9	1:26.039	42.153		18.503		25.383	58	221	22	1:28.572	41.435		19.521		27.616	171	<b>222</b>
10	2:34.933	1:50.518		18.654		25.761	56		23	<b>1:19.949</b>	<b>41.321</b>		<b>17.552</b>		21.076	171	222
11	5:19.637	4:38.396		19.156		22.085	171		24	1:21.109	41.631		18.022		21.456	173	221
12	1:22.604	42.586		18.505		21.513	173	219	25	1:20.222	41.664		17.558		21.000	171	221
13	1:21.716	42.220		18.135		21.361	169	220									

<b>36 Dienst, DEU / Read, AUS</b>									<b>theoretical besttime: 1:21.208</b>								
1	2:21.370	1:23.129		24.301		33.940	36		14	1:23.876	43.219		18.834		21.823	171	217
2	3:08.297	2:24.294		20.500		23.503	166		15	1:32.302	42.999		19.316		29.987	59	217
3	1:26.316	44.439		19.369		22.508	168	215	16	2:58.666	2:17.359		19.056		22.251	168	
4	1:56.087	43.533		25.801		46.753	58	215	17	1:22.688	42.613		18.408		21.667	171	218
5	5:55.268	5:12.426		20.153		22.689	168		18	1:22.416	42.270		18.482		21.664	171	219
6	1:26.394	43.935		19.222		23.237	169	215	19	1:22.066	42.500		18.145		21.421	171	219
7	1:24.959	43.569		19.165		22.225	168	217	20	<b>1:21.310</b>	<b>41.999</b>		18.046		<b>21.265</b>	<b>171</b>	219
8	1:24.095	43.187		18.774		22.134	169	216	21	1:25.006	42.164		<b>17.944</b>		24.898	59	<b>220</b>
9	1:23.960	43.138		18.891		21.931	169	216	22	4:04.819	3:24.364		18.791		21.664	170	
10	1:23.954	43.057		18.965		21.932	169	216	23	1:25.225	44.791		18.528		21.906	169	219
11	1:24.414	43.328		19.056		22.030	170	218	24	1:22.934	42.802		18.386		21.746	171	219
12	1:30.782	44.714		19.502		26.566	59	217	25	1:23.012	42.840		18.480		21.692	170	219
13	3:59.143	3:16.466		19.173		23.504	170		26	1:23.351	42.839		18.531		21.981	170	219



# ADAC GT Masters

## Sector List Free Practice 1

Provisional



Sachsenring, Length: 3645m  
Air temperature: 17,94°C  
Track temperature: 19,05°C  
Weather condition: Dry

**DMSB** Reg. Nr.: DMSB 255/19

Friday, September 27, 2019 10:30:00

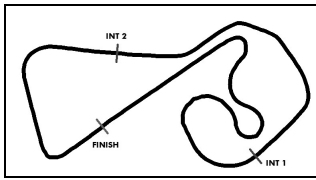
Lap	Time	SE1	SP1	SE2	SP2	SE3	SP3	TSP	Lap	Time	SE1	SP1	SE2	SP2	SE3	SP3	TSP
<b>47</b> Dontje, NLD / Götzt, DEU									<b>theoretical besttime: 1:19.296</b>								
1	1:54.480	1:09.002		21.754		23.724	168		14	1:22.085	42.359		18.299		21.427	173	218
2	1:30.289	44.669		19.282		26.338	60	213	15	1:21.111	41.886		18.031		21.194	171	218
3	2:39.550	1:55.111		19.362		25.077	59		16	1:20.644	41.917		17.699		21.028	171	219
4	3:29.530	1:58.269		45.813		45.448	60		17	1:21.252	41.683		17.820		21.749	170	219
5	8:01.736	7:20.355		19.570		21.811	171		18	1:20.394	41.657		17.714		21.023	174	219
6	1:20.789	41.894		17.734		21.161	166	216	19	1:25.239	42.783		17.826		24.630	59	219
7	1:22.625	41.711		17.799		23.115	175	216	20	2:35.299	1:53.208		17.877		24.214	59	
8	1:19.791	41.443		17.472		20.876	171	219	21	3:55.689	3:12.749		20.577		22.363	169	
9	1:22.701	42.481		18.347		21.873	177	219	22	1:25.469	43.418		18.522		23.529	175	216
10	1:20.492	41.841		17.711		20.940	173	219	23	1:19.572	41.318		17.514		<b>20.740</b>	<b>174</b>	219
11	1:19.889	41.621		17.452		20.816	174	219	24	<b>1:19.353</b>	<b>41.239</b>		17.321		20.793	174	220
12	1:23.681	41.649		17.482		24.550	60	218	25	1:19.675	41.530		<b>17.317</b>		20.828	175	<b>220</b>
13	2:43.453	2:00.917		19.177		23.359	173		26	1:24.495	41.726		18.144		24.625	60	220

Lap	Time	SE1	SP1	SE2	SP2	SE3	SP3	TSP	Lap	Time	SE1	SP1	SE2	SP2	SE3	SP3	TSP
<b>48</b> Ellis, GBR / Vettel, DEU									<b>theoretical besttime: 1:19.589</b>								
1	3:24.339	2:31.175		25.873		27.291	166		16	1:22.035	42.589		17.991		21.455	170	217
2	1:38.118	50.756		21.598		25.764	168	214	17	1:21.585	42.284		17.942		21.359	173	218
3	1:24.183	42.738		18.128		23.317	171	216	18	1:26.058	42.381		21.785		21.892	170	218
4	1:20.195	41.528		17.509		21.158	173	217	19	1:25.828	42.777		20.068		22.983	171	219
5	2:45.537	1:10.842		45.663		49.032	57	95	20	1:26.352	43.110		18.866		24.376	58	218
6	3:56.633	3:11.414		20.112		25.107	169		21	2:33.383	1:53.530		18.356		21.497	169	
7	1:23.332	42.775		18.739		21.818	171	216	22	1:24.939	42.550		17.908		24.481	59	216
8	1:22.568	42.552		18.588		21.428	171	217	23	2:46.216	2:00.387		23.119		22.710	171	
9	1:22.450	42.454		18.271		21.725	169	217	24	1:23.422	42.295		17.776		23.351	174	216
10	1:22.018	42.311		18.368		21.339	173	216	25	<b>1:19.589</b>	<b>41.341</b>		<b>17.252</b>		<b>20.996</b>	<b>174</b>	220
11	1:22.539	42.803		18.110		21.626	171	218	26	1:25.334	41.424		17.400		26.510	175	219
12	1:27.945	42.595		21.256		24.094	170	218	27	1:22.625	41.793		18.635		22.197	173	<b>221</b>
13	1:23.130	42.676		18.705		21.749	171	217	28	1:23.022	41.744		18.271		23.007	175	219
14	1:26.241	43.423		18.331		24.487	59	217	29	1:28.740	42.126		19.686		26.928	58	219
15	3:19.216	2:39.651		18.107		21.458	171										

Lap	Time	SE1	SP1	SE2	SP2	SE3	SP3	TSP	Lap	Time	SE1	SP1	SE2	SP2	SE3	SP3	TSP
<b>63</b> Engelhart, DEU / Bortolotti, ITA									<b>theoretical besttime: 1:19.441</b>								
1	3:01.671	2:18.903		20.248		22.520	170		15	1:25.196	41.850		18.064		25.282	49	220
2	1:22.594	42.600		18.638		21.356	166	216	16	4:15.206	3:32.653		18.310		24.243	170	
3	1:20.881	41.543		18.135		21.203	170	218	17	1:21.773	42.409		18.037		21.327	173	220
4	1:20.212	41.394		17.561		21.257	171	219	18	1:21.820	42.137		18.361		21.322	171	220
5	2:14.599	41.527		38.245		54.827	49	218	19	1:20.947	41.850		18.039		21.058	173	220
6	5:04.779	4:21.647		18.760		24.372	171		20	1:24.470	41.882		17.918		24.670	49	219
7	1:20.553	41.517		17.631		21.405	162	219	21	3:29.906	2:49.330		18.755		21.821	170	
8	1:20.578	41.933		17.655		20.990	170	216	22	1:24.354	42.474		17.855		24.025	174	218
9	1:20.688	41.770		17.782		21.136	171	218	23	<b>1:19.441</b>	<b>41.061</b>		<b>17.472</b>		<b>20.908</b>	<b>174</b>	222
10	1:20.819	41.764		17.827		21.228	173	219	24	1:22.077	41.063		17.504		23.510	173	<b>222</b>
11	1:27.474	42.249		18.017		27.208	49	219	25	1:25.016	41.173		18.130		25.713	173	221
12	3:33.062	2:52.102		18.990		21.970	171		26	1:20.178	41.435		17.696		21.047	169	221
13	1:22.039	42.131		18.612		21.296	171	219	27	1:41.349	48.051		22.919		30.379	49	218
14	1:21.048	41.690		18.066		21.292	171	220									

Lap	Time	SE1	SP1	SE2	SP2	SE3	SP3	TSP	Lap	Time	SE1	SP1	SE2	SP2	SE3	SP3	TSP
<b>69</b> Lühr, DEU / Holzer, DEU									<b>theoretical besttime: 1:20.470</b>								
1	2:01.595	1:16.610		21.385		23.600	170		15	1:26.772	43.481		20.488		22.803	171	218
2	1:25.075	44.028		18.971		22.076	169	218	16	1:22.787	42.630		18.644		21.513	173	219
3	1:22.513	42.529		18.216		21.768	171	218	17	1:22.725	42.644		18.503		21.578	170	220
4	1:26.002	42.472		18.380		25.150	171	218	18	1:22.726	42.653		18.334		21.739	173	220
5	1:21.868	42.308		18.179		21.381	170	217	19	1:21.940	42.456		18.015		21.469	170	220
6	2:38.997	59.483		44.805		54.709	57	218	20	1:22.112	42.610		18.128		21.374	174	219
7	5:33.487	4:53.379		18.393		21.715	168		21	1:26.916	43.082		18.606		25.228	54	219
8	1:21.649	42.174		18.180		21.295	170	219	22	4:26.917	3:46.128		18.691		22.098	175	
9	1:27.452	42.887		18.700		25.865	57	218	23	1:22.316	42.497		18.287		21.532	174	221
10	3:08.284	2:27.210		19.184		21.890	170		24	1:22.506	42.364		18.397		21.745	174	220
11	1:20.925	41.798		17.945		21.182	171	216	25	1:21.794	42.430		18.015		21.349	169	<b>222</b>
12	<b>1:20.470</b>	<b>41.623</b>		<b>17.782</b>		<b>21.065</b>	171	219	26	1:25.204	42.656		19.803		22.745	173	219
13	1:25.325	41.845		18.272		25.208	57	218	27	1:21.641	42.285		17.993		21.363	173	220
14	4:06.338	3:23.356		20.579		22.403	170										





# ADAC GT Masters

## Sector List Free Practice 1



Provisional

Sachsenring, Length: 3645m  
 Air temperature: 17,94°C  
 Track temperature: 19,05°C  
 Weather condition: Dry

**DMSB** Reg. Nr.: DMSB 255/19

Friday, September 27, 2019 10:30:00

Lap	Time	SE1	SP1	SE2	SP2	SE3	SP3	TSP	Lap	Time	SE1	SP1	SE2	SP2	SE3	SP3	TSP
-----	------	-----	-----	-----	-----	-----	-----	-----	-----	------	-----	-----	-----	-----	-----	-----	-----

### 71 Tregurtha, GBR / Paul, DEU

**theoretical besttime: 1:21.528**

1	2:02.768	1:16.386		22.252		24.130	165		17	3:38.079	2:51.771		22.568		23.740	165	
2	1:26.595	45.036		19.166		22.393	169	215	18	1:29.182	45.541		20.624		23.017	162	216
3	1:24.600	44.108		18.500		21.992	166	216	19	1:26.905	44.513		20.222		22.170	164	218
4	1:22.635	42.842		18.049		21.744	169	216	20	1:26.454	43.748		19.841		22.865	168	218
5	1:22.745	42.500		18.255		21.990	166	219	21	1:24.734	43.156		19.492		22.086	170	218
6	2:39.690	1:02.237		44.338		53.115	41	216	22	1:24.274	43.085		19.241		21.948	165	217
7	4:21.047	3:38.034		20.534		22.479	169		23	1:24.036	43.000		19.129		21.907	168	217
8	1:23.739	42.494		18.726		22.519	168	214	24	1:23.854	42.987		19.041		21.826	169	216
9	1:24.064	42.688		19.134		22.242	164	216	25	1:23.806	42.931		19.007		21.868	166	217
10	1:24.363	44.034		18.561		21.768	170	214	26	1:23.252	42.670		18.827		21.755	170	219
11	1:22.129	42.564		18.144		21.421	173	218	27	1:23.411	42.797		18.890		21.724	171	218
12	1:22.609	<b>42.329</b>		18.464		21.816	170	219	28	1:23.459	42.779		18.982		21.698	170	219
13	1:25.590	42.850		19.127		23.613	173	219	29	1:23.097	42.863		18.636		21.598	171	<b>220</b>
14	<b>1:22.036</b>	42.658		18.033		<b>21.345</b>	169	219	30	1:23.922	43.129		18.756		22.037	166	219
15	1:22.041	42.741		<b>17.854</b>		21.446	171	217	31	1:23.483	43.258		18.484		21.741	173	216
16	1:27.489	42.507		19.503		25.479	59	219									

### 82 Ineichen, CHE / Perera, FRA

**theoretical besttime: 1:19.541**

1	1:55.625	1:10.450		21.794		23.381	170		15	1:22.878	42.703		18.502		21.673	169	219
2	1:26.748	44.267		19.413		23.068	171	216	16	1:22.467	42.442		18.526		21.499	170	218
3	1:23.053	43.156		18.328		21.569	170	219	17	1:22.544	42.631		18.308		21.605	170	218
4	1:21.840	42.404		18.176		21.260	174	219	18	1:21.854	42.137		18.036		21.681	171	219
5	1:21.997	42.025		18.499		21.473	175	220	19	1:23.485	43.014		18.875		21.596	171	220
6	2:38.859	58.154		47.502		53.203	57	222	20	1:22.182	42.318		18.181		21.683	169	220
7	6:14.158	5:34.077		18.736		21.345	175		21	1:36.861	42.398		27.489		26.974	54	219
8	1:21.973	42.133		18.330		21.510	173	220	22	4:30.311	3:48.496		19.757		22.058	174	
9	1:25.994	42.064		18.486		25.444	173	220	23	1:21.845	42.302		17.879		21.664	177	220
10	1:21.981	42.299		18.218		21.464	171	219	24	<b>1:19.630</b>	41.321		<b>17.505</b>		<b>20.804</b>	<b>175</b>	<b>223</b>
11	1:21.742	42.237		18.193		21.312	173	220	25	1:21.848	<b>41.232</b>		17.782		22.834	174	222
12	1:27.535	42.179		18.217		27.139	58	220	26	1:25.513	41.354		17.638		26.521	174	222
13	3:06.677	2:25.233		19.094		22.350	171		27	1:28.799	41.796		17.938		29.065	57	222
14	1:23.113	42.734		18.599		21.780	171	218									





# ADAC GT Masters

## Top speed list Free Practice 1



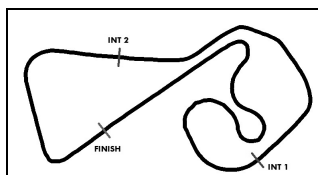
Provisional

**DMSB** Reg. Nr.: DMSB 255/19

Friday, September 27, 2019 10:30:00

Sachsenring, Length: 3645m  
Air temperature: 17,94°C  
Track temperature: 19,05°C  
Weather condition: Dry

#	Name (NAT)	Team	Car name	Speed	Lap	Race time
13	David Jahn (DEU)	RWT Racing (AUT)	Corvette C7 GT3-R	227.36	19	35:06.964
7	Luca Ludwig (DEU)	HB Racing (AUT)	Ferrari 488 GT3	224.53	26	48:17.641
14	Jens Klingmann (DEU)	MRS GT-Racing (DEU)	BMW M6 GT3	223.60	5	7:47.957
82	Franck Perera (FRA)	ORANGE1 by GRT Grasser (AUT)	Lamborghini Huracan GT3 EVO	223.14	24	43:40.952
33	Filip Salaquarda (CZE)	Team ISR (CZE)	Audi R8 LMS GT3	222.68	22	44:56.041
63	Mirko Bortolotti (ITA)	ORANGE1 by GRT Grasser (AUT)	Lamborghini Huracan GT3 EVO	222.68	24	44:59.370
29	Christopher Mies (DEU)	Montaplast by Land-Motorsport (DEU)	Audi R8 LMS GT3	222.68	27	47:01.785
25	Steven Palette (FRA)	BWT Mücke Motorsport (DEU)	Audi R8 LMS GT3	222.22	27	45:44.292
69	Marco Holzer (DEU)	Iron Force Racing	Porsche 911 GT3 R	222.22	25	47:02.947
31	Kelvin van der Linde (ZAF)	HCB-Rutronik-Racing	Audi R8 LMS GT3	221.76	20	43:56.506
20	Kelvin Snoeks (NLD)	Team ZAKSPEED BKK Mobil Oil Racing (DEU)	Mercedes-AMG GT3	221.76	26	44:25.513
21	Daniel Keilwitz (DEU)	Team ZAKSPEED BKK Mobil Oil Racing (DEU)	Mercedes-AMG GT3	221.31	9	15:59.500
11	Pierre Kaffer (DEU)	EFP Car Collection by TECE	Audi R8 LMS GT3	221.31	18	35:26.509
48	Philip Ellis (GBR)	MANN-FILTER Team HTP (DEU)	Mercedes-AMG GT3	221.31	27	46:58.439
1	Thomas Preining (AUT)	Precote Herberth Motorsport (DEU)	Porsche 911 GT3 R	221.31	23	47:26.607
18	Matteo Cairoli (ITA)	KÜS TEAM75 Bernhard (DEU)	Porsche 911 GT3 R	221.31	27	47:33.019
8	Carrie Schreiner (DEU)	HCB-Rutronik-Racing	Audi R8 LMS GT3	221.31	27	49:50.950
36	Marvin Dienst (DEU)	Schütz Motorsport (DEU)	Mercedes-AMG GT3	220.85	21	40:13.646
47	Indy Dontje (NLD)	MANN-FILTER Team HTP (DEU)	Mercedes-AMG GT3	220.85	25	48:40.404
71	Maximilian Paul (DEU)	T3 Motorsport	Audi R8 LMS GT3	220.40	29	46:30.925
26	Nikolaj Rogivue (CHE)	BWT Mücke Motorsport (DEU)	Audi R8 LMS GT3	220.40	23	48:14.412
28	Ricardo Feller (CHE)	Montaplast by Land-Motorsport (DEU)	Audi R8 LMS GT3	219.95	4	5:13.453
17	Timo Bernhard (DEU)	KÜS TEAM75 Bernhard (DEU)	Porsche 911 GT3 R	219.95	17	40:12.284
3	Markus Pommer (DEU)	Aust Motorsport (DEU)	Audi R8 LMS GT3	218.62	16	36:15.097
12	Florian Spengler (DEU)	EFP Car Collection by TECE	Audi R8 LMS GT3	218.18	8	17:33.973
24	Markus Winkelhock (DEU)	BWT Mücke Motorsport (DEU)	Audi R8 LMS GT3	218.18	16	35:05.411
4	Stephane Tribaudini (FRA)	Aust Motorsport (DEU)	Audi R8 LMS GT3	218.18	10	36:54.719



# ADAC GT Masters

## Pit Stops Free Practice 1



Provisional

**DMSB** Reg. Nr.: DMSB 255/19

Friday, September 27, 2019 10:30:00

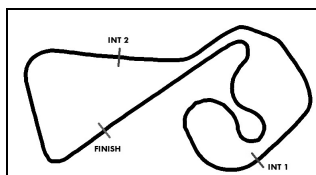
Sachsenring, Length: 3645m

Air temperature: 17,94°C

Track temperature: 19,05°C

Weather condition: Dry

Nr	Driver in	Day time in	Time in	Driver out	Day time out	Time out	Nett Time
26	Stefan Mücke	10:31:44.517	1:44.123	Stefan Mücke	10:32:55.000	2:54.606	1:10.483
17	Timo Bernhard	10:32:00.974	2:00.580	Klaus Bachler	10:33:15.876	3:15.482	1:14.902
7	Sebastian Asch	10:32:02.422	2:02.028	Sebastian Asch	10:33:22.323	3:21.929	1:19.901
36	Aidan Read	10:32:20.774	2:20.380	Aidan Read	10:33:58.693	3:58.299	1:37.919
11	Elia Erhart	10:32:22.446	2:22.052	Elia Erhart	10:34:02.188	4:01.794	1:39.742
12	Florian Spengler	10:32:53.962	2:53.568	Florian Spengler	10:34:35.533	4:35.139	1:41.571
47	Maximilian Götz	10:33:24.566	3:24.172	Maximilian Götz	10:34:36.079	4:35.685	1:11.513
3	Maximilian Hackländer	10:33:32.219	3:31.825	Maximilian Hackländer	10:37:23.257	7:22.863	3:51.038
14	Jens Klingmann	10:34:30.760	4:30.366	Jens Klingmann	10:34:51.139	4:50.745	20.379
17	Klaus Bachler	10:34:50.849	4:50.455	Klaus Bachler	10:42:50.280	12:49.886	7:59.431
47	Maximilian Götz	10:36:04.108	6:03.714	Maximilian Götz	10:37:13.936	7:13.542	1:09.828
28	Ricardo Feller	10:37:56.957	7:56.563	Ricardo Feller	10:46:18.855	16:18.461	8:21.898
36	Aidan Read	10:38:51.846	8:51.452	Aidan Read	10:43:19.845	13:19.451	4:27.999
11	Elia Erhart	10:38:55.080	8:54.686	Elia Erhart	10:43:50.390	13:49.996	4:55.310
26	Stefan Mücke	10:39:03.834	9:03.440	Stefan Mücke	10:43:54.051	13:53.657	4:50.217
63	Christian Engelhart	10:39:19.623	9:19.229	Christian Engelhart	10:43:00.060	12:59.666	3:40.437
24	Markus Winkelhock	10:39:20.517	9:20.123	Markus Winkelhock	10:42:58.700	12:58.306	3:38.183
25	Jeffrey Schmidt	10:39:22.442	9:22.048	Jeffrey Schmidt	10:43:00.619	13:00.225	3:38.177
13	David Jahn	10:39:24.137	9:23.743	David Jahn	10:42:47.781	12:47.387	3:23.644
47	Maximilian Götz	10:39:33.644	9:33.250	Maximilian Götz	10:46:10.553	16:10.159	6:36.909
33	Frank Stippler	10:39:45.437	9:45.043	Frank Stippler	10:44:01.421	14:01.027	4:15.984
31	Patric Niederhauser	10:39:51.796	9:51.402	Patric Niederhauser	10:43:16.235	13:15.841	3:24.439
3	Maximilian Hackländer	10:39:53.887	9:53.493	Maximilian Hackländer	10:42:54.595	12:54.201	3:00.708
8	Dennis Marschall	10:40:00.829	10:00.435	Dennis Marschall	10:44:19.551	14:19.157	4:18.722
12	Florian Spengler	10:40:03.105	10:02.711	Florian Spengler	10:43:06.988	13:06.594	3:03.883
18	Matteo Cairoli	10:40:05.014	10:04.620	Matteo Cairoli	10:43:32.236	13:31.842	3:27.222
82	Franck Perera	10:40:07.892	10:07.498	Franck Perera	10:45:00.100	14:59.706	4:52.208
7	Sebastian Asch	10:40:09.481	10:09.087	Sebastian Asch	10:42:53.784	12:53.390	2:44.303
20	Mick Wishofer	10:40:11.715	10:11.321	Mick Wishofer	10:43:33.646	13:33.252	3:21.931
1	Robert Renauer	10:40:13.725	10:13.331	Robert Renauer	10:42:52.305	12:51.911	2:38.580
69	Lucas Luhr	10:40:15.816	10:15.422	Lucas Luhr	10:44:25.112	14:24.718	4:09.296
71	William Tregurtha	10:40:18.561	10:18.167	William Tregurtha	10:43:13.639	13:13.245	2:55.078
21	Daniel Keilwitz	10:40:20.347	10:19.953	Daniel Keilwitz	10:43:08.702	13:08.308	2:48.355
14	Jens Klingmann	10:40:21.925	10:21.531	Jens Klingmann	10:44:08.182	14:07.788	3:46.257
48	Philip Ellis	10:40:32.142	10:31.748	Fabian Vettel	10:43:01.708	13:01.314	2:29.566
29	Christopher Mies	10:40:42.266	10:41.872	Christopher Mies	10:44:32.430	14:32.036	3:50.164
4	Remo Lips	10:42:17.598	12:17.204	Remo Lips	11:01:04.561	31:04.167	18:46.963
13	David Jahn	10:44:10.660	14:10.266	Sven Barth	10:45:20.900	15:20.506	1:10.240
3	Maximilian Hackländer	10:48:25.373	18:24.979	Maximilian Hackländer	10:52:26.849	22:26.455	4:01.476
25	Jeffrey Schmidt	10:48:36.022	18:35.628	Jeffrey Schmidt	10:49:46.454	19:46.060	1:10.432
69	Lucas Luhr	10:48:38.405	18:38.011	Lucas Luhr	10:50:21.642	20:21.248	1:43.237
24	Markus Winkelhock	10:48:39.813	18:39.419	Markus Winkelhock	10:56:18.175	26:17.781	7:38.362
20	Mick Wishofer	10:49:10.482	19:10.088	Mick Wishofer	10:52:14.517	22:14.123	3:04.035
33	Frank Stippler	10:49:31.493	19:31.099	Frank Stippler	10:50:41.496	20:41.102	1:10.003



# ADAC GT Masters

## Pit Stops Free Practice 1



Provisional

Sachsenring, Length: 3645m

Air temperature: 17,94°C

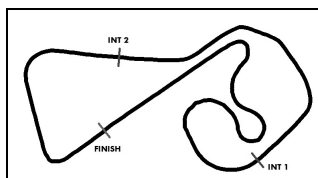
Track temperature: 19,05°C

Weather condition: Dry

**DMSB** Reg. Nr.: DMSB 255/19

Friday, September 27, 2019 10:30:00

Nr	Driver in	Day time in	Time in	Driver out	Day time out	Time out	Nett Time
17	Klaus Bachler	10:49:42.394	19:42.000	Timo Bernhard	10:52:32.201	22:31.807	2:49.807
31	Patric Niederhauser	10:50:14.511	20:14.117	Kelvin van der Linde	10:55:42.408	25:42.014	5:27.897
18	Matteo Cairoli	10:50:19.639	20:19.245	Adrien de Leener	10:53:13.893	23:13.499	2:54.254
26	Stefan Mücke	10:50:49.940	20:49.546	Stefan Mücke	10:57:27.432	27:27.038	6:37.492
14	Jens Klingmann	10:50:57.706	20:57.312	Jens Klingmann	10:52:08.071	22:07.677	1:10.365
1	Robert Renauer	10:51:13.256	21:12.862	Robert Renauer	11:00:00.022	29:59.628	8:46.766
63	Christian Engelhart	10:51:14.516	21:14.122	Mirko Bortolotti	10:53:21.458	23:21.064	2:06.942
28	Ricardo Feller	10:51:58.084	21:57.690	Frederic Vervisch	10:53:54.948	23:54.554	1:56.864
33	Frank Stippler	10:52:06.406	22:06.012	Filip Salaquarda	10:56:01.220	26:00.826	3:54.814
11	Elia Erhart	10:52:17.295	22:16.901	Pierre Kaffer	10:53:30.521	23:30.127	1:13.226
13	Sven Barth	10:52:17.827	22:17.433	David Jahn	10:53:28.176	23:27.782	1:10.349
8	Dennis Marschall	10:52:28.803	22:28.409	Carrie Schreiner	10:57:06.150	27:05.756	4:37.347
21	Daniel Keilwitz	10:52:49.218	22:48.824	Jimmy Eriksson	10:55:00.568	25:00.174	2:11.350
7	Sebastian Asch	10:52:50.989	22:50.595	Sebastian Asch	10:56:58.358	26:57.964	4:07.369
29	Christopher Mies	10:52:53.285	22:52.891	Christopher Mies	10:54:35.266	24:34.872	1:41.981
82	Franck Perera	10:53:21.282	23:20.888	Rolf Ineichen	10:55:01.619	25:01.225	1:40.337
14	Jens Klingmann	10:53:31.439	23:31.045	Jens Klingmann	10:56:09.960	26:09.566	2:38.521
12	Florian Spengler	10:54:22.057	24:21.663	Florian Spengler	10:55:25.875	25:25.481	1:03.818
36	Aidan Read	10:54:45.688	24:45.294	Aidan Read	10:57:19.219	27:18.825	2:33.531
48	Fabian Vettel	10:55:39.013	25:38.619	Fabian Vettel	10:57:37.121	27:36.727	1:58.108
69	Lucas Luhr	10:55:53.409	25:53.015	Marco Holzer	10:58:33.035	28:32.641	2:39.626
13	David Jahn	10:56:14.769	26:14.375	David Jahn	10:58:01.364	28:00.970	1:46.595
20	Mick Wishofer	10:56:22.036	26:21.642	Mick Wishofer	10:57:32.358	27:31.964	1:10.322
47	Maximilian Götz	10:57:05.351	27:04.957	Indy Dontje	10:58:23.439	28:23.045	1:18.088
71	William Tregurtha	10:57:13.924	27:13.530	Maximilian Paul	10:59:16.906	29:16.512	2:02.982
3	Maximilian Hackländer	10:57:58.496	27:58.102	Markus Pommer	11:00:31.663	30:31.269	2:33.167
14	Jens Klingmann	10:58:54.202	28:53.808	Nicolai Sylvest	11:02:48.432	32:48.038	3:54.230
63	Mirko Bortolotti	10:58:55.861	28:55.467	Mirko Bortolotti	11:01:46.934	31:46.540	2:51.073
24	Markus Winkelhock	10:59:09.362	29:08.968	Markus Winkelhock	11:00:21.035	30:20.641	1:11.673
25	Steven Palette	10:59:33.476	29:33.082	Jeffrey Schmidt	11:01:43.781	31:43.387	2:10.305
11	Pierre Kaffer	11:00:36.861	30:36.467	Pierre Kaffer	11:02:17.710	32:17.316	1:40.849
17	Timo Bernhard	11:00:48.762	30:48.368	Timo Bernhard	11:05:57.982	35:57.588	5:09.220
12	Florian Spengler	11:00:56.118	30:55.724	Florian Spengler	11:02:47.437	32:47.043	1:51.319
36	Aidan Read	11:01:41.009	31:40.615	Marvin Dienst	11:03:16.402	33:16.008	1:35.393
28	Frederic Vervisch	11:02:14.723	32:14.329	Frederic Vervisch	11:06:30.573	36:30.179	4:15.850
31	Kelvin van der Linde	11:02:34.626	32:34.232	Kelvin van der Linde	11:09:49.329	39:48.935	7:14.703
29	Max Hofer	11:02:53.089	32:52.695	Max Hofer	11:03:57.469	33:57.075	1:04.380
12	Christer Jöns	11:04:15.128	34:14.734	Christer Jöns	11:05:28.259	35:27.865	1:13.131
26	Stefan Mücke	11:04:28.610	34:28.216	Nikolaj Rogivue	11:08:21.651	38:21.257	3:53.041
33	Filip Salaquarda	11:05:46.807	35:46.413	Filip Salaquarda	11:09:08.121	39:07.727	3:21.314
14	Nicolai Sylvest	11:05:50.852	35:50.458				
48	Fabian Vettel	11:06:00.081	35:59.687	Philip Ellis	11:07:11.283	37:10.889	1:11.202
13	David Jahn	11:06:25.856	36:25.462	David Jahn	11:08:52.898	38:52.504	2:27.042
29	Max Hofer	11:06:45.236	36:44.842	Max Hofer	11:08:35.546	38:35.152	1:50.310



# ADAC GT Masters

## Pit Stops Free Practice 1

Provisional



Sachsenring, Length: 3645m

Air temperature: 17,94°C

Track temperature: 19,05°C

Weather condition: Dry

**DMSB** Reg. Nr.: DMSB 255/19

Friday, September 27, 2019 10:30:00

Nr	Driver in	Day time in	Time in	Driver out	Day time out	Time out	Nett Time
18	Adrien de Leener	11:07:32.605	37:32.211	Adrien de Leener	11:10:36.207	40:35.813	3:03.602
82	Rolf Ineichen	11:07:43.305	37:42.911	Franck Perera	11:10:46.568	40:46.174	3:03.263
7	Luca Ludwig	11:07:53.747	37:53.353	Luca Ludwig	11:11:13.808	41:13.414	3:20.061
47	Indy Dontje	11:07:59.522	37:59.128	Indy Dontje	11:09:10.374	39:09.980	1:10.852
1	Robert Renauer	11:08:21.478	38:21.084	Robert Renauer	11:10:26.756	40:26.362	2:05.278
63	Mirko Bortolotti	11:08:40.072	38:39.678	Mirko Bortolotti	11:10:44.549	40:44.155	2:04.477
3	Markus Pommer	11:08:59.018	38:58.624	Markus Pommer	11:10:23.542	40:23.148	1:24.524
21	Jimmy Eriksson	11:09:04.405	39:04.011	Jimmy Eriksson	11:12:03.411	42:03.017	2:59.006
24	Markus Winkelhock	11:09:25.495	39:25.101	Mike David Ortmann	11:11:31.750	41:31.356	2:06.255
11	Pierre Kaffer	11:09:35.413	39:35.019	Pierre Kaffer	11:10:48.662	40:48.268	1:13.249
4	Stephane Tribaudini	11:09:41.307	39:40.913	Stephane Tribaudini	11:11:46.559	41:46.165	2:05.252
69	Marco Holzer	11:09:45.690	39:45.296	Marco Holzer	11:12:50.100	42:49.706	3:04.410
48	Philip Ellis	11:09:58.415	39:58.021	Philip Ellis	11:11:11.475	41:11.081	1:13.060
25	Jeffrey Schmidt	11:10:20.340	40:19.946	Steven Palette	11:11:32.739	41:32.345	1:12.399
47	Indy Dontje	11:10:34.815	40:34.421	Indy Dontje	11:13:01.013	43:00.619	2:26.198
36	Marvin Dienst	11:11:33.158	41:32.764	Aidan Read	11:14:14.156	44:13.762	2:40.998
17	Timo Bernhard	11:12:52.257	42:51.863	Klaus Bachler	11:14:01.561	44:01.167	1:09.304
13	David Jahn	11:12:57.868	42:57.474				
8	Carrie Schreiner	11:14:16.135	44:15.741	Carrie Schreiner	11:16:50.972	46:50.578	2:34.837
28	Frederic Vervisch	11:14:47.620	44:47.226	Frederic Vervisch	11:16:47.804	46:47.410	2:00.184
24	Mike David Ortmann	11:17:04.347	47:03.953				
1	Thomas Preining	11:18:46.891	48:46.497				
82	Franck Perera	11:19:11.279	49:10.885				
18	Matteo Cairoli	11:20:12.522	50:12.128				
63	Mirko Bortolotti	11:20:42.392	50:41.998				
28	Frederic Vervisch	11:20:51.883	50:51.489				
31	Kelvin van der Linde	11:20:53.604	50:53.210				
48	Philip Ellis	11:21:07.354	51:06.960				
47	Indy Dontje	11:21:19.079	51:18.685				