



ADAC GT4 Germany

Result List Free Practice 1



Provisional

DMSB Reg. Nr.: DMSB 256/19

Friday, September 27, 2019 8:45:00

Sachsenring, Length: 3645m

Air temperature: 16,28°C

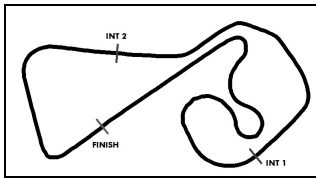
Track temperature: 15,74°C

Weather condition: Wet

started : 25 classified : 25 not classified : 0

Nr.	Drivers	Team	Lap	Best Time	Gap	Diff	Kph	Day Time
Cl.	Car	Competitor						
1	6 M.Lungstrass(DEU)/M.Beckhusen(DEU) J Audi R8 LMS GT4	Racing One(DEU) Racing One	20	1:32.516			141.8	9:35:17
2	2 M.Schrey(DEU)/T.Jäger(AUT) BMW M4 GT4	Hofor Racing by Bonk Motorsport(CHE) Hofor Racing by Bonk Motorsport	26	1:32.716	0.200	0.200	141.5	9:36:21
3	48 L.Trefz(DEU)/M.Haber(AUS) J Mercedes-AMG GT4	Leipert Motorsport(DEU) Leipert Motorsport	25	1:33.314	0.798	0.598	140.6	9:35:14
4	3 C.Hürtgen(DEU)/M.Fischer(AUT) BMW M4 GT4	Hofor Racing by Bonk Motorsport(CHE) Hofor Racing by Bonk Motorsport	25	1:33.671	1.155	0.357	140.0	9:35:31
5	99 J.Owega(DEU)/H.Owega(DEU) J Mercedes-AMG GT4	GetSpeed Performance(DEU) GetSpeed Performance	26	1:34.035	1.519	0.364	139.5	9:36:05
6	22 J.Kasperlik(DEU)/L.Kern(DEU) T Porsche Cayman GT4	Team Allied-Racing(DEU) Team Allied-Racing	25	1:34.177	1.661	0.142	139.3	9:34:20
7	77 L.Wankmüller(DEU)/T.Heinemann(DEU) J Mercedes-AMG GT4	HP Racing International(DEU) HP Racing International	22	1:34.183	1.667	0.006	139.3	9:36:06
8	15 F.Kovac(CRO)/T.Tekaat(DEU) T BMW M4 GT4	MRS Besagroup Racing(DEU) MRS Besagroup Racing	24	1:34.560	2.044	0.377	138.7	9:36:19
9	23 L.Kraihamer(AUT)/R.Kofler(AUT) KTM X-Bow GT4	True Racing(AUT) True Racing	24	1:34.615	2.099	0.055	138.6	9:34:42
10	89 J.Krabec(CZE)/L.Marionek(DEU) T KTM X-Bow GT4	RTR projects(CZE) RTR projects	23	1:34.873	2.357	0.258	138.3	9:35:10
11	58 M.Marchewicz(DEU)/Y.Volte(DEU) J KTM X-Bow GT4	Valvoline - Reiter(DEU) Valvoline - Reiter	24	1:35.016	2.500	0.143	138.1	9:31:05
12	66 F.Dziwok(POL)/S.Halek(AUT) T Porsche Cayman GT4	HP Racing International(DEU) HP Racing International	24	1:35.885	3.369	0.869	136.8	9:36:34
13	24 M.Siljehaug(NOR)/E.Angermayr(AUT) J KTM X-Bow GT4	Felbermayr Reiter(DEU) Felbermayr Reiter	12	1:35.929	3.413	0.044	136.7	9:17:05
14	7 M.Zug(DEU)/G.Piana(ITA) J BMW M4 GT4	RN Vision STS(DEU) RN Vision STS	23	1:36.478	3.962	0.549	136.0	9:36:28
15	94 F.von der Laden(DEU)/A.Valente(CHE) McLaren 570s GT4	Team GT(DEU) Team GT	26	1:36.512	3.996	0.034	135.9	9:36:29
16	8 M.Ehret(DEU)/T.Dauenhauer(DEU) BMW M4 GT4	Hofor Racing by Bonk Motorsport(CHE) Hofor Racing by Bonk Motorsport	27	1:37.370	4.854	0.858	134.7	9:33:53
17	21 J.Seyhan(DEU)/C.Schöll(AUT) J Porsche Cayman GT4	Team Allied-Racing(DEU) Team Allied-Racing	25	1:37.730	5.214	0.360	134.2	9:36:01
18	59 F.Martin-Dye(GBR)/C.Jöns(DEU) McLaren 570s GT4	Dörr Motorsport(DEU) Dörr Motorsport	9	1:38.049	5.533	0.319	133.8	9:03:13
19	17 K.Berwanger(DEU)/H.Still(DEU) Porsche Cayman GT4	KÜS TEAM75 Bernhard(DEU) KÜS TEAM75 Bernhard	24	1:38.548	6.032	0.499	133.1	9:36:28
20	14 S.Grotstollen(DEU)/G.Braun(DEU) T BMW M4 GT4	MRS Besagroup Racing(DEU) MRS Besagroup Racing	19	1:39.076	6.560	0.528	132.4	9:23:12
21	11 J.Springob(DEU)/O.Mayer(DEU) J Mercedes-AMG GT4	Bremotion(DEU) Bremotion	13	1:39.220	6.704	0.144	132.2	9:09:00
22	5 N.Rindlisbacher(CHE)/P.Stalidzane(DEU) J Audi R8 LMS GT4	Racing One(DEU) Racing One	9	1:39.329	6.813	0.109	132.1	9:00:55
23	36 M.Suabo(DEU)/M.Dienst(DEU) T Mercedes-AMG GT4	Schütz Motorsport(DEU) Schütz Motorsport	5	1:39.370	6.854	0.041	132.0	8:55:38
24	69 P.Dörr(DEU)/D.Trebing(USA) J McLaren 570s GT4	Dörr Motorsport(DEU) Dörr Motorsport	20	1:39.545	7.029	0.175	131.8	9:22:09
25	33 C.Fagg(GBR)/M.Benyahia(MAR) J McLaren 570s GT4	Team GT(DEU) Team GT	13	1:39.785	7.269	0.240	131.5	9:12:15

Subject to final scrutineering!



ADAC GT4 Germany

Result List Free Practice 1

Provisional



Sachsenring, Length: 3645m

Air temperature: 16,28°C

Track temperature: 15,74°C

Weather condition: Wet

DMSB Reg. Nr.: DMSB 256/19

Friday, September 27, 2019 8:45:00

started : 25 classified : 25 not classified : 0

Nr. Drivers	Team	Lap	Best Time	Gap	Diff	Kph	Day Time
Cl. Car	Competitor						

Publication time:

Clerk of the Course: Marcel Putsche

Timekeeper: Daniel Schulze

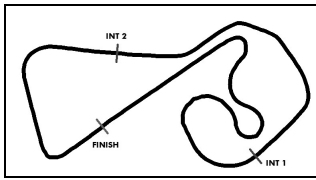
Timing: SWISSTIMIN

ver: 1.0

www.adac.de/motorsport

Page 2/ 2 printed: 27.9.2019 9:38





ADAC GT4 Germany

Class Result List Free Practice 1



Provisional

DMSB Reg. Nr.: DMSB 256/19

Friday, September 27, 2019 8:45:00

Sachsenring, Length: 3645m
 Air temperature: 16,28°C
 Track temperature: 15,74°C
 Weather condition: Wet

started : 25 classified : 25 not classified : 0

Nr.	Drivers	Team	Lap	Best Time	Gap	Diff	Kph	Day Time
	Car	Competitor						

CLASS: Trophy

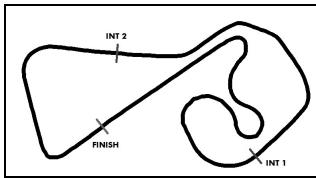
Started: 8		Classified: 8		Not Classified: 0				
1	6	M.Lungstrass(DEU) /M.Beckhusen(DEU) Audi R8 LMS GT4	Racing One(DEU) Racing One	20	1:32.516		141.8	9:35:17
2	22	J.Kasperlik(DEU) /L.Kern(DEU) Porsche Cayman GT4	Team Allied-Racing(DEU) Team Allied-Racing	25	1:34.177	1.661	1.661	139.3
3	15	F.Kovac(CRO) /T.Tekaat(DEU) BMW M4 GT4	MRS Besagroup Racing(DEU) MRS Besagroup Racing	24	1:34.560	2.044	0.383	138.7
4	89	J.Krabec(CZE) /L.Marionek(DEU) KTM X-Bow GT4	RTR projects(CZE) RTR projects	23	1:34.873	2.357	0.313	138.3
5	66	F.Dziwok(POL) /S.Halek(AUT) Porsche Cayman GT4	HP Racing International(DEU) HP Racing International	24	1:35.885	3.369	1.012	136.8
6	14	S.Grotstollen(DEU) /G.Braun(DEU) BMW M4 GT4	MRS Besagroup Racing(DEU) MRS Besagroup Racing	19	1:39.076	6.560	3.191	132.4
7	11	J.Springob(DEU) /O.Mayer(DEU) Mercedes-AMG GT4	Bremotion(DEU) Bremotion	13	1:39.220	6.704	0.144	132.2
8	36	M.Suabo(DEU) /M.Dienst(DEU) Mercedes-AMG GT4	Schütz Motorsport(DEU) Schütz Motorsport	5	1:39.370	6.854	0.150	132.0

CLASS: Junior

Started: 12		Classified: 12		Not Classified: 0				
1	6	M.Lungstrass(DEU) /M.Beckhusen(DEU) Audi R8 LMS GT4	Racing One(DEU) Racing One	20	1:32.516		141.8	9:35:17
2	48	L.Trefz(DEU) /M.Haber(AUS) Mercedes-AMG GT4	Leipert Motorsport(DEU) Leipert Motorsport	25	1:33.314	0.798	0.798	140.6
3	99	J.Owega(DEU) /H.Owega(DEU) Mercedes-AMG GT4	GetSpeed Performance(DEU) GetSpeed Performance	26	1:34.035	1.519	0.721	139.5
4	77	L.Wankmüller(DEU) /T.Heinemann(DEU) Mercedes-AMG GT4	HP Racing International(DEU) HP Racing International	22	1:34.183	1.667	0.148	139.3
5	58	M.Marchewicz(DEU) /Y.Volte(DEU) KTM X-Bow GT4	Valvoline - Reiter(DEU) Valvoline - Reiter	24	1:35.016	2.500	0.833	138.1
6	24	M.Siljehaug(NOR) /E.Angermayr(AUT) KTM X-Bow GT4	Felbermayr Reiter(DEU) Felbermayr Reiter	12	1:35.929	3.413	0.913	136.7
7	7	M.Zug(DEU) /G.Piana(ITA) BMW M4 GT4	RN Vision STS(DEU) RN Vision STS	23	1:36.478	3.962	0.549	136.0
8	21	J.Seyhan(DEU) /C.Schöll(AUT) Porsche Cayman GT4	Team Allied-Racing(DEU) Team Allied-Racing	25	1:37.730	5.214	1.252	134.2
9	11	J.Springob(DEU) /O.Mayer(DEU) Mercedes-AMG GT4	Bremotion(DEU) Bremotion	13	1:39.220	6.704	1.490	132.2
10	5	N.Rindlisbacher(CHE) /P.Stalidzane(DEU) Audi R8 LMS GT4	Racing One(DEU) Racing One	9	1:39.329	6.813	0.109	132.1
11	69	P.Dörr(DEU) /D.Trebing(USA) McLaren 570s GT4	Dörr Motorsport(DEU) Dörr Motorsport	20	1:39.545	7.029	0.216	131.8
12	33	C.Fagg(GBR) /M.Benyahia(MAR) McLaren 570s GT4	Team GT(DEU) Team GT	13	1:39.785	7.269	0.240	131.5

Subject to final scrutineering!

Publication time:	Clerk of the Course: Marcel Putsche	Timekeeper: Daniel Schulze
-------------------	-------------------------------------	----------------------------



ADAC GT4 Germany

Sector List Free Practice 1



Provisional

DMSB Reg. Nr.: DMSB 256/19

Friday, September 27, 2019 8:45:00

Sachsenring, Length: 3645m

Air temperature: 16,28°C

Track temperature: 15,74°C

Weather condition: Wet

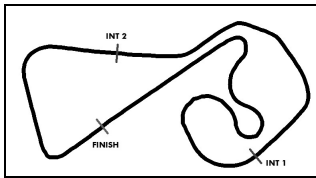
Lap	Time	SE1	SP1	SE2	SP2	SE3	SP3	TSP	Lap	Time	SE1	SP1	SE2	SP2	SE3	SP3	TSP
2 Schrey, DEU / Jäger, AUT									theoretical besttime: 1:32.716								
1	2:02.250	1:09.020		25.362		27.868	149		14	1:39.077	50.796		22.185		26.096	148	197
2	1:43.996	52.867		23.934		27.195	145	196	15	1:42.652	50.990		22.294		29.368	57	197
3	1:41.566	51.824		23.104		26.638	148	196	16	3:59.166	3:08.654		23.895		26.617	149	
4	1:41.336	51.647		22.971		26.718	149	197	17	1:41.047	51.584		23.045		26.418	149	198
5	1:40.699	51.390		22.698		26.611	147	197	18	1:40.921	50.996		23.263		26.662	150	197
6	1:44.000	51.685		22.692		29.623	58	196	19	1:44.723	50.990		22.504		31.229	41	199
7	5:09.031	4:19.179		22.569		27.283	149		20	3:28.120	2:29.538		28.032		30.550	139	
8	1:40.033	51.258		22.488		26.287	150	197	21	1:45.586	54.744		23.586		27.256	149	193
9	1:39.480	50.887		22.301		26.292	149	197	22	1:37.853	50.498		21.350		26.005	151	199
10	1:39.890	51.178		22.398		26.314	148	198	23	1:36.973	48.898		22.194		25.881	149	201
11	1:39.936	51.085		22.396		26.455	148	197	24	1:35.516	48.682		20.814		26.020	147	200
12	1:39.549	50.967		22.339		26.243	148	197	25	1:35.039	47.868		21.829		25.342	152	199
13	1:39.728	50.951		22.402		26.375	148	197	26	1:32.716	47.306		20.419		24.991	152	201

Lap	Time	SE1	SP1	SE2	SP2	SE3	SP3	TSP	Lap	Time	SE1	SP1	SE2	SP2	SE3	SP3	TSP
3 Hürtgen, DEU / Fischer, AUT									theoretical besttime: 1:33.639								
1	2:03.856	1:13.322		23.842		26.692	145		14	4:14.083	3:19.013		26.641		28.429	143	
2	1:44.362	52.563		25.229		26.570	145	193	15	1:46.266	54.025		23.876		28.365	146	195
3	1:41.758	52.017		23.441		26.300	145	193	16	1:42.250	52.756		22.184		27.310	147	195
4	1:40.713	51.274		22.673		26.766	145	195	17	1:39.345	51.776		21.448		26.121	150	197
5	1:40.635	51.552		22.758		26.325	146	193	18	1:38.061	50.580		21.456		26.025	145	197
6	1:44.494	51.343		22.835		30.316	52	194	19	1:36.646	49.799		21.156		26.691	149	197
7	4:50.610	4:01.629		22.766		26.215	147		20	1:35.826	49.391		20.967		25.468	151	198
8	1:39.708	50.956		22.586		26.166	148	194	21	1:34.964	49.119		20.579		25.266	151	198
9	1:39.619	51.083		22.467		26.069	148	194	22	1:46.818	49.867		24.894		32.057	47	198
10	1:39.715	50.770		22.470		26.475	146	195	23	2:41.345	1:54.804		21.049		25.492	149	
11	1:40.452	51.137		22.508		26.807	146	195	24	1:34.323	48.392		20.597		25.334	151	197
12	1:43.605	51.380		22.843		29.382	56	194	25	1:33.671	47.975		20.611		25.085	152	198
13	3:17.715	2:20.920		24.155		32.640	44										

Lap	Time	SE1	SP1	SE2	SP2	SE3	SP3	TSP	Lap	Time	SE1	SP1	SE2	SP2	SE3	SP3	TSP
5 Rindlisbacher, CHE / Stalidzane, DEU									theoretical besttime: 1:39.050								
1	2:32.255	1:34.932		29.904		27.419	141		13	1:51.896	56.560		27.280		28.056	150	195
2	1:42.374	52.010		23.792		26.572	146	191	14	1:50.877	54.641		27.850		28.386	146	196
3	1:40.884	51.121		23.258		26.505	149	194	15	1:51.963	55.780		28.191		27.992	146	196
4	1:40.801	51.382		23.112		26.307	147	196	16	1:48.366	53.674		25.132		29.560	143	195
5	1:39.530	50.994		22.649		25.887	148	195	17	1:45.854	53.655		25.370		26.829	145	194
6	1:40.088	50.987		22.606		26.495	149	196	18	1:45.420	53.106		25.027		27.287	146	196
7	1:39.650	50.557		22.728		26.365	149	196	19	1:42.944	51.948		24.247		26.749	144	196
8	1:40.297	51.438		22.647		26.212	149	196	20	1:48.496	52.254		23.979		32.263	50	195
9	1:39.329	50.638		22.675		26.016	149	196	21	4:45.991	3:56.052		23.574		26.365	147	
10	1:43.984	50.885		22.647		30.452	57	196	22	1:42.283	51.019		24.695		26.569	149	197
11	6:12.538	5:11.267		31.890		29.381	147		23	1:42.415	51.127		23.536		27.752	146	196
12	1:53.493	56.998		28.568		27.927	148	194	24	1:43.283	52.192		24.060		27.031	142	195

Lap	Time	SE1	SP1	SE2	SP2	SE3	SP3	TSP	Lap	Time	SE1	SP1	SE2	SP2	SE3	SP3	TSP
6 Lungstrass, DEU / Beckhusen, DEU									theoretical besttime: 1:32.516								
1	5:14.908	4:11.784		30.557		32.567	142		11	1:42.129	51.484		23.804		26.841	144	193
2	1:56.243	59.648		27.099		29.496	145	192	12	1:46.125	51.783		23.370		30.972	60	193
3	1:53.807	59.657		25.530		28.620	145	186	13	5:00.288	4:08.845		23.501		27.942	149	
4	2:33.672	1:25.203		31.747		36.722	59	193	14	1:41.179	51.519		22.928		26.732	148	193
5	6:33.702	5:41.128		24.794		27.780	146		15	1:42.227	50.851		23.520		27.856	149	195
6	1:46.413	54.187		25.031		27.195	145	174	16	1:44.438	50.875		23.214		30.349	60	194
7	1:42.104	51.866		23.676		26.562	148	193	17	5:04.725	4:14.199		23.660		26.866	142	
8	1:41.260	51.494		23.222		26.544	147	194	18	1:39.568	52.387		21.526		25.655	147	176
9	1:43.144	51.174		24.244		27.726	144	194	19	1:35.780	48.417		21.947		25.416	152	194
10	1:42.358	51.415		24.309		26.634	145	192	20	1:32.516	47.362		20.520		24.634	152	197

Lap	Time	SE1	SP1	SE2	SP2	SE3	SP3	TSP	Lap	Time	SE1	SP1	SE2	SP2	SE3	SP3	TSP
7 Zug, DEU / Piana, ITA									theoretical besttime: 1:36.441								
1	2:25.330	1:31.757		25.717		27.856	143		13	1:47.184	55.235		24.301		27.648	146	193
2	1:42.891	52.181		23.862		26.848	145	192	14	1:45.097	54.509		23.553		27.035	144	196
3	1:40.554	50.894		23.351		26.309	148	195	15	1:42.008	52.220		23.113		26.675	146	194
4	1:40.099	50.861		23.256		25.982	146	195	16	1:41.841	51.906		22.950		26.985	144	195
5	1:39.356	50.409		22.102		26.845	143	195	17	1:40.817	51.445		22.725		26.647	146	194



ADAC GT4 Germany

Sector List Free Practice 1



Provisional

DMSB Reg. Nr.: DMSB 256/19

Friday, September 27, 2019 8:45:00

Sachsenring, Length: 3645m

Air temperature: 16,28°C

Track temperature: 15,74°C

Weather condition: Wet

Lap	Time	SE1	SP1	SE2	SP2	SE3	SP3	TSP	Lap	Time	SE1	SP1	SE2	SP2	SE3	SP3	TSP
6	1:40.463	52.335		22.158		25.970	149	195	18	1:40.844	51.160		23.116		26.568	147	196
7	1:37.894	50.199		21.922		25.773	149	196	19	1:43.996	50.943		23.000		30.053	57	196
8	1:42.608	50.277		22.286		30.045	51	196	20	5:29.449	4:34.969		26.460		28.020	147	
9	5:54.436	4:56.411		27.500		30.525	145		21	1:43.050	52.303		23.526		27.221	148	195
10	1:48.223	55.943		24.371		27.909	144	195	22	1:37.531	49.706		21.651		26.174	149	199
11	1:51.117	54.742		24.791		31.584	52	195	23	1:36.478	49.166		21.502		25.810	150	198
12	5:16.237	4:19.352		26.576		30.309	141										

8 Ehret, DEU / Dauenhauer, DEU

theoretical besttime: 1:37.370

1	2:32.937	1:32.714		30.431		29.792	141		15	1:42.704	53.170		22.863		26.671	144	196
2	1:49.254	55.937		25.620		27.697	140	191	16	1:40.298	51.361		22.589		26.348	146	196
3	1:47.035	55.019		24.517		27.499	140	192	17	1:41.006	52.181		22.710		26.115	147	196
4	1:43.727	53.117		23.823		26.787	145	192	18	1:39.023	50.710		22.218		26.095	147	197
5	1:41.734	52.154		23.193		26.387	144	193	19	1:39.620	51.061		22.182		26.377	146	197
6	1:41.016	51.459		23.221		26.336	142	194	20	1:41.814	51.292		22.637		27.885	147	197
7	1:40.868	51.212		23.155		26.501	145	194	21	1:40.770	51.072		23.285		26.413	141	197
8	1:42.297	53.183		22.882		26.232	145	194	22	1:39.366	50.884		22.340		26.142	147	195
9	1:42.656	52.043		23.111		27.502	147	194	23	1:38.935	50.639		21.993		26.303	147	197
10	1:40.507	51.005		23.087		26.415	143	194	24	1:39.341	51.020		22.016		26.305	148	198
11	1:40.097	51.086		22.816		26.195	143	193	25	1:39.553	50.842		22.559		26.152	148	198
12	1:39.684	50.933		22.670		26.081	144	193	26	1:38.762	50.669		22.069		26.024	147	198
13	1:45.785	51.883		23.405		30.497	51	194	27	1:37.370	49.986		21.500		25.884	149	198
14	4:06.200	3:15.323		23.868		27.009	146		28	1:37.552	50.015		21.502		26.035	144	198

11 Springob, DEU / Mayer, DEU

theoretical besttime: 1:38.276

1	2:17.940	1:16.649		29.984		31.307	121		14	1:43.222	51.103		22.878		29.241	59	194
2	1:59.833	59.805		30.086		29.942	145	127	15	4:34.464	3:42.296		24.695		27.473	147	
3	1:51.939	56.635		26.026		29.278	143	147	16	1:43.479	53.015		23.676		26.788	145	192
4	1:43.914	53.573		23.703		26.638	146	167	17	1:43.451	53.046		24.041		26.364	146	193
5	1:46.003	52.607		23.178		30.218	59	194	18	1:41.244	51.494		23.584		26.166	146	191
6	2:38.904	1:49.588		22.922		26.394	147		19	1:39.774	50.731		22.755		26.288	145	194
7	1:41.766	52.147		23.407		26.212	148	194	20	1:43.155	50.542		22.603		30.010	59	194
8	1:39.715	51.006		22.562		26.147	149	195	21	5:21.592	4:28.036		24.147		29.409	142	
9	1:41.129	51.274		23.303		26.552	148	194	22	1:46.295	54.804		23.425		28.066	142	182
10	1:39.430	50.783		22.549		26.098	146	196	23	1:42.688	53.594		22.415		26.679	147	194
11	1:39.939	50.717		23.228		25.994	148	195	24	1:39.259	50.316		22.282		26.661	146	197
12	1:39.864	51.096		22.821		25.947	145	194	25	1:40.886	52.121		23.087		25.678	145	196
13	1:39.220	50.757		22.577		25.886	145	194									

14 Grotstollen, DEU / Braun, DEU

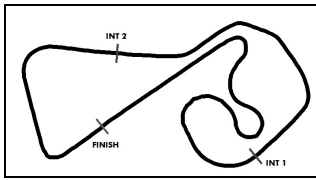
theoretical besttime: 1:38.093

1	2:19.616	1:21.176		26.634		31.806	60		15	1:39.330	50.701		22.373		26.256	148	197
2	3:19.513	2:29.279		23.472		26.762	149		16	1:40.934	51.747		22.662		26.525	145	198
3	1:40.640	51.651		22.927		26.062	149	199	17	1:44.241	51.625		22.410		30.206	60	197
4	1:40.525	51.429		22.910		26.186	148	198	18	3:16.992	2:28.261		22.179		26.552	148	
5	1:39.977	51.289		22.604		26.084	149	198	19	1:39.076	50.743		21.845		26.488	146	197
6	1:39.499	50.752		22.537		26.210	147	198	20	1:39.715	50.625		22.209		26.881	147	197
7	1:39.630	51.206		22.473		25.951	149	198	21	1:40.984	51.051		22.968		26.965	147	198
8	1:39.636	51.096		22.502		26.038	148	198	22	1:39.350	50.760		21.835		26.755	146	198
9	1:41.198	50.863		23.363		26.972	143	197	23	1:39.774	50.756		21.935		27.083	146	198
10	1:42.643	50.956		22.390		29.297	61	196	24	1:40.279	50.811		22.236		27.232	148	199
11	4:08.286	3:19.807		22.460		26.019	150		25	1:40.185	50.963		22.621		26.601	148	199
12	1:40.033	51.153		22.652		26.228	147	198	26	1:39.496	50.307		21.982		27.207	147	200
13	1:40.166	50.767		23.152		26.247	147	197	27	1:39.331	50.474		22.752		26.105	149	199
14	1:40.004	50.874		22.859		26.271	147	198									

15 Kovac, CRO / Tekaat, DEU

theoretical besttime: 1:34.553

1	2:34.303	1:31.694		32.617		29.992	135		13	4:23.813	3:06.722		42.007		35.084	142	
2	1:53.135	57.566		26.771		28.798	143	183	14	2:01.348	55.590		25.519		40.239	51	183
3	1:49.520	54.606		26.644		28.270	142	192	15	4:43.417	3:43.311		29.465		30.641	140	
4	1:49.176	55.730		25.982		27.464	143	192	16	1:57.846	1:00.976		26.889		29.981	139	183
5	1:50.870	56.753		26.214		27.903	140	193	17	1:54.552	58.861		26.356		29.335	138	191
6	1:47.216	53.522		26.133		27.561	144	193	18	1:52.813	58.041		25.091		29.681	144	191
7	1:57.427	57.050		26.304		34.073	53	192	19	1:46.209	54.704		24.031		27.474	148	196



ADAC GT4 Germany

Sector List Free Practice 1



Provisional

Sachsenring, Length: 3645m
 Air temperature: 16,28°C
 Track temperature: 15,74°C
 Weather condition: Wet

DMSB Reg. Nr.: DMSB 256/19

Friday, September 27, 2019 8:45:00

Lap	Time	SE1	SP1	SE2	SP2	SE3	SP3	TSP	Lap	Time	SE1	SP1	SE2	SP2	SE3	SP3	TSP
8	3:28.074	2:33.517		25.812		28.745	142		20	1:41.274	51.731		22.760		26.783	150	197
9	1:46.525	53.160		25.317		28.048	142	192	21	1:41.415	51.085		22.749		27.581	151	199
10	1:47.222	53.018		26.251		27.953	143	193	22	1:43.121	53.186		23.465		26.470	150	199
11	1:47.539	54.764		25.297		27.478	135	185	23	1:35.076	48.338		20.925		25.813	152	200
12	1:51.948	53.244		26.028		32.676	52	192	24	1:34.560	48.016		20.932		25.612	149	200

17 Berwanger, DEU / Still, DEU

theoretical besttime: 1:38.002

1	2:15.161	1:18.614		26.792		29.755	143		13	1:41.650	51.806		23.192		26.652	147	196
2	1:41.210	51.072		23.879		26.259	150	194	14	1:48.387	52.838		23.787		31.762	52	196
3	1:40.438	50.084		24.018		26.336	152	197	15	4:04.304	3:14.537		23.167		26.600	148	
4	1:39.565	50.055		23.277		26.233	150	198	16	1:41.399	51.273		23.577		26.549	143	196
5	1:40.721	51.179		23.278		26.264	149	197	17	1:40.701	51.321		22.952		26.428	145	194
6	1:43.728	50.467		23.220		30.041	52	197	18	1:49.257	54.204		23.779		31.274	53	195
7	5:55.457	5:02.542		25.589		27.326	149		19	4:48.175	3:47.465		29.494		31.216	139	
8	1:43.121	53.401		23.534		26.186	150	196	20	1:58.027	59.148		28.128		30.751	141	169
9	1:42.194	51.538		23.711		26.945	149	196	21	1:45.423	54.303		23.721		27.399	148	187
10	1:41.929	51.660		23.597		26.672	148	196	22	1:44.307	53.403		23.497		27.407	148	197
11	1:41.520	51.863		23.398		26.259	149	197	23	1:40.174	50.882		22.659		26.633	147	198
12	1:42.806	52.015		24.107		26.684	147	197	24	1:38.548	49.922		21.894		26.732	150	197

21 Seyhan, DEU / Schöll, AUT

theoretical besttime: 1:37.313

1	1:59.559	1:02.587		27.281		29.691	139		14	5:11.473	4:08.401		30.890		32.182	134	
2	1:51.186	55.431		27.801		27.954	142	193	15	1:54.341	1:00.414		25.436		28.491	142	190
3	1:47.956	55.096		25.095		27.765	142	195	16	1:50.042	56.355		25.599		28.088	146	194
4	1:44.713	53.693		24.392		26.628	147	195	17	1:44.994	54.298		23.764		26.932	147	196
5	1:44.507	52.566		24.397		27.544	145	197	18	1:42.639	52.850		23.116		26.673	148	197
6	1:44.680	53.629		23.717		27.334	148	197	19	1:40.662	51.800		22.411		26.451	146	197
7	1:42.639	52.308		23.656		26.675	144	196	20	1:40.550	51.662		21.874		27.014	142	198
8	1:47.034	52.651		23.641		30.742	53	196	21	1:38.026	50.855		21.611		25.560	149	196
9	4:19.032	3:29.182		23.585		26.265	141		22	1:49.126	50.954		25.151		33.021	56	198
10	1:40.764	51.308		23.146		26.310	145	196	23	3:01.711	2:12.054		23.558		26.099	150	
11	1:40.659	51.196		23.158		26.305	147	197	24	1:39.504	51.458		22.440		25.606	149	200
12	1:41.779	52.090		23.057		26.632	145	197	25	1:37.730	50.251		22.028		25.451	148	200
13	1:45.958	51.874		23.639		30.445	53	197									

22 Kasperlik, DEU / Kern, DEU

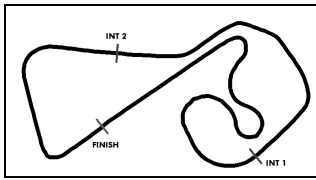
theoretical besttime: 1:33.702

1	1:51.596	59.197		25.222		27.177	141		14	1:43.356	54.053		22.716		26.587	147	198
2	1:41.375	51.498		23.579		26.298	144	192	15	1:42.151	53.486		22.235		26.430	147	198
3	1:40.705	51.029		23.427		26.249	146	195	16	1:41.637	51.542		22.591		27.504	145	200
4	1:40.066	50.725		22.886		26.455	140	196	17	1:38.633	51.174		21.458		26.001	147	198
5	1:40.194	51.084		22.845		26.265	143	193	18	1:37.602	50.196		21.579		25.827	149	199
6	1:39.097	50.622		22.529		25.946	140	195	19	1:36.477	50.027		20.993		25.457	149	200
7	1:46.645	50.872		24.503		31.270	54	194	20	1:35.398	49.186		20.685		25.527	148	200
8	4:33.937	3:43.987		23.673		26.277	148		21	1:40.425	50.036		21.503		28.886	57	201
9	1:37.629	49.945		22.207		25.477	150	198	22	3:18.108	2:27.147		24.652		26.309	144	
10	1:37.363	49.507		22.242		25.614	145	199	23	1:36.728	49.372		21.794		25.562	149	198
11	1:41.925	50.059		22.217		29.649	56	197	24	1:34.737	48.395		21.237		25.105	149	199
12	4:43.014	3:46.361		26.552		30.101	140		25	1:34.177	47.918		21.022		25.237	149	200
13	1:46.491	54.975		23.849		27.667	146	195	26	1:38.306	51.058		22.149		25.099	147	200

23 Kraihamer, AUT / Kofler, AUT

theoretical besttime: 1:33.252

1	2:03.085	1:08.817		24.225		30.043	57		14	1:38.427	50.156		22.451		25.820	144	189
2	6:08.510	5:16.737		22.890		28.883	57		15	1:40.242	51.119		22.632		26.491	138	188
3	3:12.858	2:22.039		22.664		28.155	146		16	1:38.614	49.922		22.771		25.921	143	186
4	1:37.566	49.729		22.152		25.685	146	187	17	1:38.820	50.773		22.156		25.891	144	188
5	1:38.246	50.267		22.508		25.471	146	187	18	1:39.262	50.173		22.660		26.429	140	188
6	1:43.654	50.274		22.997		30.383	50	188	19	1:44.235	50.491		22.278		31.466	57	187
7	3:23.158	2:31.139		24.803		27.216	141		20	3:18.513	2:27.864		22.842		27.807	143	
8	1:48.756	53.025		25.017		30.714	135	187	21	1:38.367	51.205		21.228		25.934	145	189
9	1:40.209	50.785		23.149		26.275	140	185	22	1:36.323	49.038		21.852		25.433	146	190
10	1:39.705	50.734		22.968		26.003	142	187	23	1:40.181	50.583		23.106		26.492	149	190
11	1:39.265	49.946		22.621		26.698	135	188	24	1:34.615	47.407		20.412		26.796	101	191
12	1:41.075	50.972		23.036		27.067	138	186	25	1:36.297	48.215		21.649		26.433	140	175



ADAC GT4 Germany

Sector List Free Practice 1



Provisional

DMSB Reg. Nr.: DMSB 256/19

Friday, September 27, 2019 8:45:00

Sachsenring, Length: 3645m
 Air temperature: 16,28°C
 Track temperature: 15,74°C
 Weather condition: Wet

Lap	Time	SE1	SP1	SE2	SP2	SE3	SP3	TSP	Lap	Time	SE1	SP1	SE2	SP2	SE3	SP3	TSP
13	1:38.177	50.021		22.312		25.844	144	187									

24 Siljehaug, NOR / Angermayr, AUT

theoretical besttime: 1:35.392

1	2:28.661	1:33.083		28.469		27.109	144		12	1:35.929	49.383		21.254		25.292	142	188
2	1:40.526	51.396		23.126		26.004	145	188	13	1:39.830	49.389		22.313		28.128	58	188
3	1:39.853	50.593		22.920		26.340	147	188	14	3:13.637	2:23.587		23.330		26.720	146	
4	1:38.755	50.821		22.458		25.476	143	189	15	1:40.330	50.486		23.379		26.465	143	189
5	1:40.544	50.368		22.487		27.689	145	188	16	1:38.228	50.255		22.243		25.730	144	188
6	1:43.825	53.453		23.703		26.669	143	188	17	1:39.048	50.795		22.305		25.948	146	188
7	1:37.546	50.174		21.865		25.507	146	188	18	1:42.866	50.174		22.574		30.118	56	189
8	1:41.213	50.122		21.931		29.160	57	189	19	3:48.598	2:54.488		25.089		29.021	131	
9	8:59.954	7:59.743		26.365		33.846	58		20	1:41.129	52.250		22.409		26.470	148	176
10	3:27.802	2:29.649		25.102		33.051	58		21	1:35.940	49.144		20.956		25.840	147	191
11	3:50.371	3:01.484		22.566		26.321	145										

33 Fagg, GBR / Benyahia, MAR

theoretical besttime: 1:39.353

1	1:46.973	56.756		23.613		26.604	148		9	1:40.066	51.040		22.748		26.278	147	193
2	1:40.441	51.656		22.622		26.163	144	191	10	1:40.002	51.058		22.567		26.377	145	192
3	1:47.934	52.479		23.905		31.550	46	191	11	1:39.852	50.909		22.586		26.357	146	193
4	3:54.508	2:56.637		26.401		31.470	136		12	1:39.914	50.861		22.591		26.462	147	194
5	1:53.722	58.656		25.683		29.383	135	190	13	1:39.785	50.623		22.718		26.444	147	195
6	1:51.563	58.198		24.310		29.055	141	154	14	1:45.959	51.225		23.128		31.606	49	194
7	1:54.061	56.940		24.555		32.566	50	174	15	3:25.354	2:32.456		24.877		28.021	143	
8	4:06.295	3:15.778		23.486		27.031	144		16	1:48.027	53.072		23.250		31.705	50	194

36 Suabo, DEU / Dienst, DEU

theoretical besttime: 1:39.192

1	3:00.866	2:02.349		24.463		34.054	33		14	1:45.271	53.884		24.726		26.661	148	192
2	2:37.567	1:46.838		23.475		27.254	147		15	1:43.813	52.641		24.554		26.618	146	196
3	1:39.835	50.881		22.692		26.262	149	196	16	1:50.183	52.806		25.011		32.366	53	196
4	1:39.868	51.144		22.559		26.165	148	196	17	3:04.849	2:12.011		25.236		27.602	148	
5	1:39.370	50.711		22.573		26.086	146	196	18	1:43.162	52.751		23.817		26.594	148	197
6	1:43.259	50.865		22.475		29.919	59	195	19	1:43.335	52.104		24.273		26.958	148	197
7	5:03.861	4:07.088		27.346		29.427	146		20	1:44.111	53.263		24.080		26.768	144	197
8	1:51.041	55.226		28.012		27.803	146	194	21	1:45.437	53.107		24.242		28.088	145	195
9	1:49.491	55.828		25.928		27.735	148	195	22	1:43.308	53.214		23.832		26.262	148	196
10	1:48.061	54.969		26.106		26.986	147	196	23	1:42.394	52.430		23.958		26.006	148	197
11	1:45.266	52.990		25.327		26.949	149	196	24	1:43.501	52.831		23.481		27.189	149	197
12	1:49.090	55.753		25.976		27.361	148	196	25	1:41.680	51.693		23.782		26.205	146	197
13	1:49.013	53.753		26.337		28.923	135	196									

48 Trefz, DEU / Haber, AUS

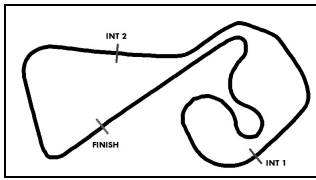
theoretical besttime: 1:33.314

1	2:50.851	1:56.195		26.739		27.917	140		14	1:41.531	50.241		23.109		28.181	149	196
2	1:43.154	52.426		24.016		26.712	145	186	15	1:37.900	49.867		22.026		26.007	147	195
3	1:43.011	51.656		23.940		27.415	141	193	16	1:38.492	50.312		22.181		25.999	144	195
4	1:40.815	51.538		22.798		26.479	143	192	17	1:42.868	50.615		22.264		29.989	57	193
5	1:40.890	50.942		23.937		26.011	147	192	18	5:31.255	4:30.393		28.764		32.098	136	
6	1:39.682	51.017		22.837		25.828	142	193	19	1:50.089	57.789		23.994		28.306	146	190
7	1:38.871	50.397		22.580		25.894	145	191	20	1:40.728	52.087		22.462		26.179	146	194
8	1:53.069	59.910		22.564		30.595	58	192	21	1:38.882	51.084		21.437		26.361	147	195
9	3:39.690	2:45.819		25.807		28.064	149		22	1:36.060	49.448		21.002		25.610	148	196
10	1:37.360	49.662		22.259		25.439	147	194	23	1:34.905	48.607		20.752		25.546	147	197
11	1:41.247	50.068		22.623		28.556	58	193	24	1:35.863	49.023		20.819		26.021	151	196
12	3:04.931	2:14.936		23.674		26.321	147		25	1:33.314	47.607		20.602		25.105	149	197
13	1:38.814	50.145		22.494		26.175	148	194									

58 Marchewicz, DEU / Volte, DEU

theoretical besttime: 1:34.430

1	2:04.121	1:07.264		26.548		30.309	137		15	1:41.739	52.414		22.645		26.680	145	188
2	1:47.029	54.561		24.604		27.864	145	186	16	1:40.767	52.044		22.047		26.676	141	190
3	1:41.718	52.365		23.245		26.108	145	190	17	1:43.249	51.384		23.526		28.339	140	188
4	1:44.914	52.143		23.103		29.668	59	189	18	1:40.636	52.607		22.165		25.864	144	188
5	3:15.528	2:25.266		23.415		26.847	145		19	1:41.128	51.301		21.581		28.246	59	190
6	1:39.461	50.663		22.742		26.056	144	188	20	3:08.528	2:22.243		21.101		25.184	145	



ADAC GT4 Germany

Sector List Free Practice 1



Provisional

DMSB Reg. Nr.: DMSB 256/19

Friday, September 27, 2019 8:45:00

Sachsenring, Length: 3645m
 Air temperature: 16,28°C
 Track temperature: 15,74°C
 Weather condition: Wet

Lap	Time	SE1	SP1	SE2	SP2	SE3	SP3	TSP	Lap	Time	SE1	SP1	SE2	SP2	SE3	SP3	TSP
7	1:38.301	50.274		22.171		25.856	142	188	21	1:36.286	49.187		21.001		26.098	142	189
8	1:38.577	50.063		22.471		26.043	144	188	22	1:35.290	49.350		20.720		25.220	148	188
9	1:38.507	49.871		22.306		26.330	143	188	23	1:40.109	52.039		22.941		25.129	147	190
10	1:41.388	50.050		22.505		28.833	59	187	24	1:35.016	48.637		21.099		25.280	146	190
11	3:57.213	3:01.822		26.101		29.290	138		25	1:36.262	49.542		21.647		25.073	148	190
12	1:47.821	55.619		24.445		27.757	141	187	26	1:37.612	49.547		21.618		26.447	141	190
13	1:45.190	54.777		23.171		27.242	142	188	27	1:37.457	50.502		21.345		25.610	143	188
14	1:42.451	52.561		22.728		27.162	138	189									

59 Martin-Dye, GBR / Jöns, DEU

theoretical besttime: 1:37.803

1	2:26.405	1:28.938		30.464		27.003	144		14	1:41.912	50.652		24.868		26.392	149	195
2	1:44.557	51.571		23.687		29.299	144	192	15	1:40.417	51.046		23.332		26.039	147	194
3	1:42.309	51.349		22.771		28.189	148	192	16	1:39.455	50.746		22.690		26.019	148	195
4	1:38.757	50.450		22.229		26.078	149	194	17	1:40.360	50.290		23.417		26.653	148	195
5	1:39.067	50.486		22.509		26.072	145	193	18	1:40.358	51.514		22.450		26.394	147	194
6	1:47.028	54.187		22.653		30.188	53	194	19	1:41.048	51.984		22.601		26.463	149	193
7	3:58.155	2:58.355		28.213		31.587	152		20	1:39.604	50.400		22.653		26.551	149	195
8	1:38.470	49.823		22.661		25.986	146	193	21	1:40.640	51.803		22.444		26.393	147	194
9	1:38.049	49.966		22.019		26.064	146	194	22	1:39.612	50.812		22.313		26.487	149	194
10	1:38.131	50.130		22.040		25.961	142	194	23	1:55.678	59.746		25.744		30.188	148	194
11	1:42.719	50.387		22.316		30.016	53	192	24	1:54.308	54.406		24.769		35.133	52	194
12	4:27.700	3:35.819		25.308		26.573	147		25	4:28.499	3:39.170		22.798		26.531	135	
13	1:41.687	51.553		23.836		26.298	146	194									

66 Dziwok, POL / Halek, AUT

theoretical besttime: 1:35.874

1	2:39.943	1:43.299		27.971		28.673	142		13	5:59.532	4:57.546		30.062		31.924	133	
2	1:50.551	55.452		27.573		27.526	142	192	14	1:57.150	1:00.852		26.779		29.519	132	180
3	1:46.905	53.249		25.580		28.076	140	192	15	1:52.645	57.771		25.868		29.006	137	164
4	1:45.306	53.391		24.881		27.034	145	189	16	1:52.023	57.996		25.365		28.662	136	183
5	1:50.114	54.776		24.825		30.513	49	193	17	1:55.395	55.858		25.693		33.844	48	190
6	3:46.176	2:49.259		27.455		29.462	133		18	3:28.854	2:34.941		25.675		28.238	140	
7	1:52.165	56.941		26.337		28.887	142	182	19	1:43.614	52.964		23.564		27.086	147	192
8	1:49.719	55.250		25.595		28.874	140	190	20	1:40.059	50.903		22.589		26.567	147	196
9	1:47.108	55.233		24.470		27.405	142	191	21	1:40.188	50.903		22.976		26.309	147	195
10	1:44.187	52.880		24.450		26.857	141	192	22	1:37.427	49.610		21.957		25.860	147	195
11	1:48.934	54.557		25.367		29.010	142	191	23	1:36.782	49.713		21.649		25.420	149	194
12	1:52.872	54.644		25.332		32.896	49	191	24	1:35.885	48.900		21.554		25.431	148	195

69 Dörr, DEU / Trebing, USA

theoretical besttime: 1:38.449

1	2:26.472	1:25.591		29.806		31.075	123		15	1:39.708	51.309		21.966		26.433	147	200
2	1:53.016	58.734		25.997		28.285	146	184	16	1:41.361	51.495		22.831		27.035	150	198
3	1:45.660	54.235		24.368		27.057	147	189	17	1:39.783	51.114		21.995		26.674	151	200
4	1:44.361	53.777		23.712		26.872	149	164	18	1:39.753	50.857		22.199		26.697	149	199
5	1:42.707	51.851		23.675		27.181	147	197	19	1:40.324	51.599		21.917		26.808	147	199
6	1:41.540	51.508		23.334		26.698	146	196	20	1:39.545	51.380		21.857		26.308	151	198
7	1:41.840	51.893		23.358		26.589	145	198	21	1:44.155	51.201		21.927		31.027	52	200
8	1:42.502	52.061		23.718		26.723	147	196	22	3:45.151	2:55.334		22.748		27.069	147	
9	1:41.555	51.372		23.549		26.634	144	197	23	1:39.608	50.802		22.287		26.519	144	197
10	1:47.507	51.869		23.602		32.036	40	195	24	1:40.550	50.284		23.236		27.030	147	199
11	4:00.495	3:11.167		22.638		26.690	148		25	1:39.591	50.654		22.493		26.444	148	198
12	1:40.857	51.317		23.030		26.510	151	197	26	1:39.767	50.482		22.681		26.604	147	198
13	1:39.920	51.123		22.317		26.480	149	198	27	1:46.123	53.895		23.687		28.541	111	152
14	1:40.096	51.278		22.244		26.574	151	198									

77 Wankmüller, DEU / Heinemann, DEU

theoretical besttime: 1:34.174

1	2:36.758	1:43.982		24.247		28.529	149		12	1:43.355	53.878		22.706		26.771	148	195
2	1:49.205	59.052		23.637		26.516	150	196	13	1:41.174	52.303		22.217		26.654	146	196
3	1:39.668	51.053		22.338		26.277	150	196	14	1:39.941	51.972		21.720		26.249	147	195
4	1:41.696	50.356		22.361		28.979	58	196	15	1:38.949	51.603		21.220		26.126	147	196
5	3:25.960	2:30.759		26.179		29.022	144		16	1:37.437	50.755		21.081		25.601	150	196
6	1:41.723	51.558		23.247		26.918	142	194	17	1:39.354	50.187		20.816		28.351	58	197
7	1:40.424	50.954		23.211		26.259	149	193	18	4:08.745	3:10.915		28.649		29.181	141	
8	1:46.142	50.187		24.619		31.336	52	195	19	1:41.510	52.597		22.899		26.014	149	193



ADAC GT4 Germany

Sector List Free Practice 1



Provisional

DMSB Reg. Nr.: DMSB 256/19

Friday, September 27, 2019 8:45:00

Sachsenring, Length: 3645m

Air temperature: 16,28°C

Track temperature: 15,74°C

Weather condition: Wet

Lap	Time	SE1	SP1	SE2	SP2	SE3	SP3	TSP	Lap	Time	SE1	SP1	SE2	SP2	SE3	SP3	TSP
9	8:53.499	7:50.561		29.302		33.636	58		20	1:35.972	48.980		21.337		25.655	151	198
10	3:25.870	2:31.542		25.318		29.010	141		21	1:34.797	48.519		20.837		25.441	151	199
11	1:49.552	57.497		23.861		28.194	145	192	22	1:34.183	48.043		20.825		25.315	151	200

89 Krabec, CZE / Marioneck, DEU

theoretical besttime: 1:34.873

1	2:28.141	1:32.399		28.340		27.402	136		13	1:40.050	51.594		22.936		25.520	146	188
2	1:46.461	53.489		25.548		27.424	139	161	14	1:37.532	49.741		22.198		25.593	145	188
3	1:48.407	53.146		24.487		30.774	51	185	15	1:38.759	50.859		22.176		25.724	142	188
4	3:26.126	2:35.133		24.389		26.604	144		16	1:42.960	51.147		23.404		28.409	58	186
5	1:43.008	52.216		23.870		26.922	141	187	17	4:38.504	3:47.488		23.461		27.555	140	
6	1:41.831	51.496		23.288		27.047	141	186	18	2:02.667	1:13.258		22.755		26.654	142	185
7	1:42.273	51.010		24.880		26.383	145	186	19	1:38.465	50.721		22.128		25.616	144	186
8	1:41.304	51.195		23.313		26.796	142	188	20	1:38.167	50.680		21.551		25.936	144	186
9	1:45.270	51.451		23.303		30.516	55	187	21	1:36.738	49.860		21.233		25.645	146	187
10	4:33.979	3:36.242		27.957		29.780	138		22	1:36.186	49.716		21.145		25.325	146	187
11	1:58.898	58.643		27.810		32.445	53	186	23	1:34.873	48.885		20.758		25.230	144	187
12	4:08.781	3:19.746		23.121		25.914	146										

94 von der Laden, DEU / Valente, CHE

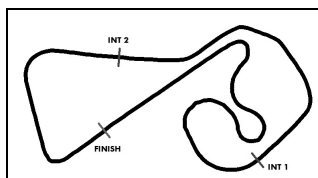
theoretical besttime: 1:36.512

1	2:02.967	1:08.485		26.674		27.808	149		14	4:12.819	3:20.292		23.959		28.568	141	
2	1:45.025	52.820		25.570		26.635	146	194	15	1:42.816	53.472		23.157		26.187	146	193
3	1:41.900	51.765		23.681		26.454	143	194	16	1:39.776	51.085		22.551		26.140	147	194
4	1:42.081	52.048		23.390		26.643	146	192	17	1:41.043	51.645		23.022		26.376	148	195
5	1:41.327	51.917		23.198		26.212	145	195	18	1:40.693	51.313		23.228		26.152	146	195
6	1:41.094	51.436		23.290		26.368	144	194	19	1:39.397	50.727		22.761		25.909	144	194
7	1:44.979	51.579		23.670		29.730	59	194	20	1:40.010	50.810		22.824		26.376	145	194
8	3:32.961	2:44.318		22.661		25.982	147		21	1:43.599	50.946		22.679		29.974	59	195
9	1:40.055	51.213		22.557		26.285	145	195	22	4:29.837	3:31.903		28.863		29.071	139	
10	1:41.093	51.138		23.511		26.444	147	195	23	1:47.158	55.446		24.678		27.034	146	193
11	1:39.924	51.160		22.840		25.924	146	194	24	1:39.868	51.853		22.318		25.697	149	195
12	1:40.267	51.325		22.839		26.103	145	195	25	1:37.775	50.613		21.732		25.430	150	197
13	1:44.301	51.542		23.265		29.494	59	193	26	1:36.512	49.581		21.621		25.310	151	197

99 Owega, DEU / Owega, DEU

theoretical besttime: 1:34.035

1	1:57.670	1:04.388		25.647		27.635	149		14	1:49.097	53.136		23.734		32.227	45	193
2	1:42.650	52.625		23.499		26.526	148	193	15	5:15.432	4:11.625		31.741		32.066	139	
3	1:40.865	51.838		22.855		26.172	148	194	16	1:55.804	59.548		26.835		29.421	140	192
4	1:40.489	51.620		22.657		26.212	148	193	17	1:48.606	56.188		24.759		27.659	146	191
5	1:39.896	51.150		22.423		26.323	146	193	18	1:47.707	54.780		24.978		27.949	147	195
6	1:40.582	51.253		22.657		26.672	147	193	19	1:43.872	54.115		22.899		26.858	149	177
7	1:44.592	51.486		22.645		30.461	56	193	20	1:40.502	52.105		22.205		26.192	148	197
8	3:55.842	3:07.624		22.163		26.055	147		21	1:43.506	52.288		21.973		29.245	59	197
9	1:39.126	51.221		21.980		25.925	149	193	22	2:35.104	1:47.099		21.633		26.372	148	
10	1:39.324	51.260		21.937		26.127	147	193	23	1:38.532	51.106		21.610		25.816	147	197
11	1:39.365	51.245		22.062		26.058	149	194	24	1:36.280	49.359		21.404		25.517	150	196
12	1:39.713	50.954		21.939		26.820	148	194	25	1:35.245	48.907		20.979		25.359	151	197
13	1:41.331	52.230		22.439		26.662	146	193	26	1:34.035	48.008		20.672		25.355	148	198



ADAC GT4 Germany

Top speed list Free Practice 1

Provisional



Sachsenring, Length: 3645m

Air temperature: 16,28°C

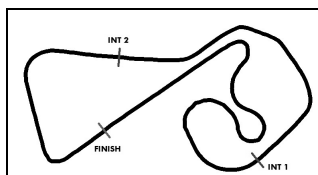
Track temperature: 15,74°C

Weather condition: Wet

DMSB Reg. Nr.: DMSB 256/19

Friday, September 27, 2019 8:45:00

#	Name (NAT)	Team	Car name	Speed	Lap	Race time
2	Thomas Jäger (AUT)	Hofor Racing by Bonk Motorsport (CHE)	BMW M4 GT4	201.49	26	49:54.050
22	Lars Kern (DEU)	Team Allied-Racing (DEU)	Porsche Cayman GT4	201.11	21	39:41.245
69	Phil Dörr (DEU)	Dörr Motorsport (DEU)	McLaren 570s GT4	200.74	15	27:14.469
21	Javin Lewis Seyhan (DEU)	Team Allied-Racing (DEU)	Porsche Cayman GT4	200.37	25	49:29.491
15	Thomas Tekaath (DEU)	MRS Besagroup Racing (DEU)	BMW M4 GT4	200.37	24	49:49.765
14	Georg Braun (DEU)	MRS Besagroup Racing (DEU)	BMW M4 GT4	200.00	26	48:18.181
77	Luke Wankmüller (DEU)	HP Racing International (DEU)	Mercedes-AMG GT4	200.00	22	49:37.668
7	Marius Zug (DEU)	RN Vision STS (DEU)	BMW M4 GT4	199.63	22	48:19.473
3	Claudia Hürtgen (DEU)	Hofor Racing by Bonk Motorsport (CHE)	BMW M4 GT4	198.89	22	43:00.654
17	Hendrik Still (DEU)	KÜS TEAM75 Bernhard (DEU)	Porsche Cayman GT4	198.16	4	5:42.793
8	Tobias Dauenhauer (DEU)	Hofor Racing by Bonk Motorsport (CHE)	BMW M4 GT4	198.16	24	42:23.366
99	Hamza Owega (DEU)	GetSpeed Performance (DEU)	Mercedes-AMG GT4	198.16	26	49:37.112
94	Felix von der Laden (DEU)	Team GT (DEU)	McLaren 570s GT4	197.80	25	48:21.005
48	Luca-Sandro Trefz (DEU)	Leipert Motorsport (DEU)	Mercedes-AMG GT4	197.80	25	48:46.944
6	Markus Lungstrass (DEU)	Racing One (DEU)	Audi R8 LMS GT4	197.80	20	48:50.041
36	Marcus Suabo (DEU)	Schütz Motorsport (DEU)	Mercedes-AMG GT4	197.80	25	48:51.959
5	Patricija Stalidzane (DEU)	Racing One (DEU)	Audi R8 LMS GT4	197.08	22	45:03.058
11	Oliver Mayer (DEU)	Bremotion (DEU)	Mercedes-AMG GT4	197.08	24	47:44.993
66	Sascha Halek (AUT)	HP Racing International (DEU)	Porsche Cayman GT4	196.36	20	43:29.262
59	Fred Martin-Dye (GBR)	Dörr Motorsport (DEU)	McLaren 570s GT4	195.65	14	27:49.139
33	Charlie Fagg (GBR)	Team GT (DEU)	McLaren 570s GT4	195.29	13	25:41.408
24	Eike Angermayr (AUT)	Felbermayr Reiter (DEU)	KTM X-Bow GT4	191.82	21	49:14.761
23	Reinhard Kofler (AUT)	True Racing (AUT)	KTM X-Bow GT4	191.15	24	48:13.397
58	Marcel Marchewicz (DEU)	Valvoline - Reiter (DEU)	KTM X-Bow GT4	190.47	3	3:57.344
89	Lennart Marionek (DEU)	RTR projects (CZE)	KTM X-Bow GT4	188.81	13	28:50.696



ADAC GT4 Germany

Pit Stops Free Practice 1

Provisional



Sachsenring, Length: 3645m

Air temperature: 16,28°C

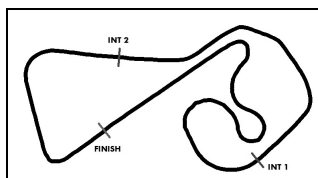
Track temperature: 15,74°C

Weather condition: Wet

DMSB Reg. Nr.: DMSB 256/19

Friday, September 27, 2019 8:45:00

Nr	Driver in	Day time in	Time in	Driver out	Day time out	Time out	Nett Time
23	Reinhard Kofler	8:47:02.620	2:02.462	Reinhard Kofler	8:51:31.283	6:31.125	4:28.663
14	Georg Braun	8:47:19.176	2:19.018	Georg Braun	8:48:57.420	3:57.262	1:38.244
36	Marvin Dienst	8:47:59.943	2:59.785	Marvin Dienst	8:48:56.174	3:56.016	56.231
33	Michael Benyahia	8:50:14.733	5:14.575	Michael Benyahia	8:52:08.901	7:08.743	1:54.168
89	Jan Krabec	8:51:02.466	6:02.308	Jan Krabec	8:52:48.595	7:48.437	1:46.129
58	Marcel Marchewicz	8:52:17.333	7:17.175	Yves Volte	8:53:51.951	8:51.793	1:34.618
77	Tim Heinemann	8:52:46.872	7:46.714	Luke Wankmüller	8:54:19.033	9:18.875	1:32.161
23	Reinhard Kofler	8:53:11.130	8:10.972	Reinhard Kofler	8:54:46.298	9:46.140	1:35.168
11	Jan Philipp Springob	8:54:39.182	9:39.024	Jan Philipp Springob	8:55:37.463	10:37.305	58.281
66	Sascha Halek	8:54:52.247	9:52.089	Franz Dziwok	8:56:45.153	11:44.995	1:52.906
2	Michael Schrey	8:55:33.386	10:33.228	Michael Schrey	8:59:04.099	14:03.941	3:30.713
3	Michael Fischer	8:55:35.286	10:35.128	Michael Fischer	8:58:47.061	13:46.903	3:11.775
17	Hendrik Still	8:55:40.291	10:40.133	Hendrik Still	8:59:49.977	14:49.819	4:09.686
59	Christer Jöns	8:55:57.609	10:57.451	Christer Jöns	8:57:55.759	12:55.601	1:58.150
6	Mike Beckhusen	8:56:38.187	11:38.029	Mike Beckhusen	9:01:24.821	16:24.663	4:46.634
22	Jan Kasperlik	8:56:59.177	11:59.019	Lars Kern	8:59:54.637	14:54.479	2:55.460
99	Jusuf Owega	8:57:06.269	12:06.111	Jusuf Owega	8:59:25.917	14:25.759	2:19.648
94	Alain Valente	8:57:18.928	12:18.770	Alain Valente	8:59:14.379	14:14.221	1:55.451
36	Marvin Dienst	8:57:20.313	12:20.155	Marcus Suabo	9:00:29.186	15:29.028	3:08.873
15	Franjo Kovac	8:58:41.136	13:40.978	Franjo Kovac	9:00:20.481	15:20.323	1:39.345
7	Gabriele Piana	8:59:08.650	14:08.492	Gabriele Piana	9:03:05.723	18:05.565	3:57.073
24	Mads Siljehaug	8:59:10.450	14:10.292	Mads Siljehaug	9:06:10.824	21:10.666	7:00.374
21	Javin Lewis Seyhan	8:59:21.756	14:21.598	Javin Lewis Seyhan	9:02:01.011	17:00.853	2:39.255
33	Michael Benyahia	8:59:48.650	14:48.492	Charlie Fagg	9:02:15.781	17:15.623	2:27.131
48	Morgan Haber	8:59:49.883	14:49.725	Morgan Haber	9:01:46.576	16:46.418	1:56.693
77	Luke Wankmüller	9:01:21.053	16:20.895	Tim Heinemann	9:08:07.807	23:07.649	6:46.754
23	Reinhard Kofler	9:01:23.370	16:23.212	Laura Kraihamer	9:02:58.602	17:58.444	1:35.232
5	Nico Rindlisbacher	9:02:38.727	17:38.569	Nico Rindlisbacher	9:06:54.543	21:54.385	4:15.816
89	Jan Krabec	9:03:02.332	18:02.174	Jan Krabec	9:05:39.930	20:39.772	2:37.598
69	Dennis Trebing	9:03:06.438	18:06.280	Phil Dörr	9:05:23.769	20:23.611	2:17.331
58	Yves Volte	9:03:49.100	18:48.942	Yves Volte	9:05:48.927	20:48.769	1:59.827
14	Georg Braun	9:04:02.446	19:02.288	Georg Braun	9:06:34.248	21:34.090	2:31.802
22	Lars Kern	9:06:30.051	21:29.893	Lars Kern	9:09:19.489	24:19.331	2:49.438
59	Christer Jöns	9:06:33.137	21:32.979	Fred Martin-Dye	9:09:16.417	24:16.259	2:43.280
48	Morgan Haber	9:06:48.179	21:48.021	Luca-Sandro Trefz	9:08:10.641	23:10.483	1:22.462
8	Marc Ehret	9:08:07.054	23:06.896	Tobias Dauenhauer	9:10:30.285	25:30.127	2:23.231
24	Mads Siljehaug	9:08:10.416	23:10.258	Mads Siljehaug	9:09:45.875	24:45.717	1:35.459
7	Gabriele Piana	9:08:42.437	23:42.279	Gabriele Piana	9:12:02.343	27:02.185	3:19.906
3	Michael Fischer	9:08:49.044	23:48.886	Michael Fischer	9:10:14.615	25:14.457	1:25.571
94	Alain Valente	9:09:17.528	24:17.370	Alain Valente	9:11:47.325	26:47.167	2:29.797
15	Franjo Kovac	9:09:22.432	24:22.274	Thomas Tekaat	9:11:26.914	26:26.756	2:04.482
66	Franz Dziwok	9:09:33.416	24:33.258	Franz Dziwok	9:13:29.642	28:29.484	3:56.226
89	Jan Krabec	9:09:35.181	24:35.023	Lennart Marioneck	9:12:04.628	27:04.470	2:29.447
77	Tim Heinemann	9:10:14.620	25:14.462	Tim Heinemann	9:11:50.055	26:49.897	1:35.435



ADAC GT4 Germany

Pit Stops Free Practice 1

Provisional



Sachsenring, Length: 3645m

Air temperature: 16,28°C

Track temperature: 15,74°C

Weather condition: Wet

DMSB Reg. Nr.: DMSB 256/19

Friday, September 27, 2019 8:45:00

Nr	Driver in	Day time in	Time in	Driver out	Day time out	Time out	Nett Time
21	Javin Lewis Seyhan	9:10:29.953	25:29.795	Constantin Schöll	9:13:34.043	28:33.885	3:04.090
11	Jan Philipp Springob	9:10:42.371	25:42.213	Jan Philipp Springob	9:13:26.552	28:26.394	2:44.181
99	Jusuf Owega	9:11:09.903	26:09.745	Hamza Owega	9:14:21.932	29:21.774	3:12.029
24	Mads Siljehaug	9:11:38.221	26:38.063	Mads Siljehaug	9:13:50.464	28:50.306	2:12.243
3	Michael Fischer	9:12:06.590	27:06.432	Claudia Hürtgen	9:14:26.304	29:26.146	2:19.714
17	Hendrik Still	9:13:37.365	28:37.207	Kim Berwanger	9:16:01.128	31:00.970	2:23.763
33	Charlie Fagg	9:14:00.509	29:00.351	Charlie Fagg	9:15:40.720	30:40.562	1:40.211
2	Michael Schrey	9:14:02.756	29:02.598	Thomas Jäger	9:16:18.772	31:18.614	2:16.016
6	Mike Beckhusen	9:15:15.427	30:15.269	Markus Lungstrass	9:18:33.320	33:33.162	3:17.893
15	Thomas Tekaat	9:15:47.570	30:47.412	Thomas Tekaat	9:18:28.274	33:28.116	2:40.704
48	Luca-Sandro Trefz	9:18:12.713	33:12.555	Luca-Sandro Trefz	9:21:46.107	36:45.949	3:33.394
14	Georg Braun	9:18:15.431	33:15.273	Georg Braun	9:19:51.107	34:50.949	1:35.676
36	Marcus Suabo	9:18:35.345	33:35.187	Marcus Suabo	9:19:49.486	34:49.328	1:14.141
24	Mads Siljehaug	9:18:44.355	33:44.197	Eike Angermayr	9:20:19.749	35:19.591	1:35.394
33	Charlie Fagg	9:19:13.898	34:13.740				
89	Lennart Marioneck	9:20:23.323	35:23.165	Jan Krabec	9:23:18.809	38:18.651	2:55.486
58	Marcel Marchewicz	9:21:29.291	36:29.133	Yves Volte	9:23:03.341	38:03.183	1:34.050
17	Kim Berwanger	9:22:53.031	37:52.873	Kim Berwanger	9:25:40.205	40:40.047	2:47.174
2	Thomas Jäger	9:23:08.370	38:08.212	Thomas Jäger	9:24:34.495	39:34.337	1:26.125
66	Franz Dziwok	9:23:10.143	38:09.985	Sascha Halek	9:24:50.761	39:50.603	1:40.618
11	Oliver Mayer	9:23:47.935	38:47.777	Oliver Mayer	9:27:15.102	42:14.944	3:27.167
69	Phil Dörr	9:23:52.629	38:52.471	Phil Dörr	9:25:58.114	40:57.956	2:05.485
23	Laura Kraihamer	9:24:53.400	39:53.242	Laura Kraihamer	9:26:28.414	41:28.256	1:35.014
5	Patricija Stalidzane	9:25:10.483	40:10.325	Patricija Stalidzane	9:28:15.365	43:15.207	3:04.882
94	Felix von der Laden	9:25:17.680	40:17.522	Felix von der Laden	9:27:47.779	42:47.621	2:30.099
6	Markus Lungstrass	9:25:23.557	40:23.399	Markus Lungstrass	9:28:42.218	43:42.060	3:18.661
77	Tim Heinemann	9:25:30.252	40:30.094	Luke Wankmüller	9:27:44.963	42:44.805	2:14.711
7	Marius Zug	9:26:00.522	41:00.364	Marius Zug	9:29:31.160	44:31.002	3:30.638
22	Lars Kern	9:26:15.252	41:15.094	Jan Kasperlik	9:27:51.655	42:51.497	1:36.403
99	Hamza Owega	9:27:05.520	42:05.362	Hamza Owega	9:28:05.332	43:05.174	59.812
24	Eike Angermayr	9:28:38.435	43:38.277	Eike Angermayr	9:30:40.163	45:40.005	2:01.728
3	Claudia Hürtgen	9:29:40.895	44:40.737	Michael Fischer	9:30:49.135	45:48.977	1:08.240
21	Constantin Schöll	9:29:41.844	44:41.686	Javin Lewis Seyhan	9:31:02.353	46:02.195	1:20.509
59	Fred Martin-Dye	9:31:35.903	46:35.745	Fred Martin-Dye	9:34:20.222	49:20.064	2:44.319