

# ADAC Formel 4

## Result List Race 3

Provisional



Hockenheimring, Length: 4574m

Air temperature: 30.04°C

Track temperature: 33.39°C

Weather condition: Dry

**DMSB** Reg. Nr.: DMSB 245/19

Amended  
15.9.2019 - 19:05

Sunday, September 15, 2019 17:00:00

started : 17      classified : 14      not classified : 3

Nr.	Drivers	Team	Laps	Total Time	Gap	Kph	Lap	Time	Kph
Cl.	Car	Competitor							
1	62 <b>D.Hauger(NOR)</b> ADAC Formel 4	(T) Van Amersfoort Racing(NLD) Van Amersfoort Racing	16	30:14.026		145.5	15	1:42.245	161.0
2	7 <b>R.Stanek(CZE)</b> R ADAC Formel 4	<b>US Racing - CHR(S)DEU</b> US Racing - CHR(S)	16	30:20.104	6.078	145.2	16	1:43.083	159.7
3	6 <b>I.Cohen(ISR)</b> ADAC Formel 4	(T) Van Amersfoort Racing(NLD) Van Amersfoort Racing	16	30:23.155	9.129	144.5	13	1:43.479	159.1
4	44 <b>M.Belov(RUS)</b> ADAC Formel 4	(T) R-ACE GP R-ACE GP	16	30:23.528	9.502	144.9	16	1:42.961	159.9
5	16 <b>S.Estner(DEU)</b> ADAC Formel 4	<b>Van Amersfoort Racing(NLD)</b> Van Amersfoort Racing	16	30:25.998	11.972	144.4	13	1:43.737	158.7
6	21 <b>T.Pourchaire(FRA)</b> ADAC Formel 4	(T) <b>US Racing - CHR(S)DEU</b> US Racing - CHR(S)	16	30:26.284	12.258	145.5	7	1:43.366	159.3
7	5 <b>G.Petecof(BRA)</b> ADAC Formel 4	(T) <b>Prema Powerteam SRL(ITA)</b> Prema Powerteam SRL	16	30:28.441	14.415	146.4	14	1:43.720	158.7
8	28 <b>A.Ghiretti(FRA)</b> ADAC Formel 4	<b>US Racing - CHR(S)DEU</b> US Racing - CHR(S)	16	30:28.769	14.743	144.7	14	1:43.170	159.6
9	26 <b>J.Dürksen(PAR)</b> R ADAC Formel 4	(T) <b>ADAC Berlin-Brandenburg e.V.(DEU)</b> ADAC Berlin-Brandenburg e.V.	16	30:29.555	15.529	144.2	12	1:43.933	158.4
10	14 <b>G.Saucy(SUI)</b> ADAC Formel 4	(T) <b>R-ACE GP</b> R-ACE GP	16	30:29.997	15.971	144.9	15	1:44.061	158.2
11	12 <b>K.Thaqi(KOS)</b> R ADAC Formel 4	<b>ADAC Berlin-Brandenburg e.V.(DEU)</b> ADAC Berlin-Brandenburg e.V.	16	30:31.617	17.591	144.7	15	1:43.920	158.4
12	15 <b>L.Toth(HUN)</b> ADAC Formel 4	<b>R-ACE GP</b> R-ACE GP	16	30:36.917	22.891	144.1	6	1:44.517	157.5
13	8 <b>L.Alleco Roy(MCO)</b> ADAC Formel 4	<b>Van Amersfoort Racing(NLD)</b> Van Amersfoort Racing	16	30:57.597	43.571	144.9	14	1:43.984	158.3
14	2 <b>N.Göhler(DEU)</b> R ADAC Formel 4	(T) <b>ADAC Berlin-Brandenburg e.V.(DEU)</b> ADAC Berlin-Brandenburg e.V.	14	32:24.143	2LAPS	117.4	6	1:43.874	158.5
<b>Not classified</b>									
17	<b>A.Leclerc(MCO)</b> ADAC Formel 4	(T) <b>US Racing - CHR(S)DEU</b> US Racing - CHR(S)	12	23:51.447	4LAPS	137.9	5	1:43.910	158.4
10	<b>O.Rasmussen(DNK)</b> ADAC Formel 4	<b>Prema Powerteam SRL(ITA)</b> Prema Powerteam SRL	6	11:23.619	10LAPS	144.5	6	1:43.964	158.3
3	<b>P.Aron(EST)</b> R ADAC Formel 4	(T) <b>Prema Powerteam SRL(ITA)</b> Prema Powerteam SRL							

Fastest lap of the race. Car 62 driver Dennis Hauger on lap 15. Time 1:42.245, average speed 161.0 km/h.

Following stewards decision no. 30 drive trough penalty converted into a time penalty of 30 seconds for car no. 8

T =nominated for Team Classification

Subject to final scrutineering!		
Publication time:	Clerk of the Course: Franz Josef Serr	Timekeeper: Steffen Ruhl

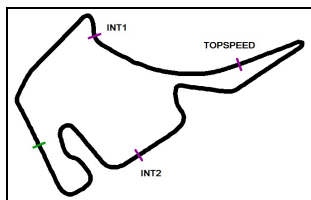
ver: 1.1

[www.adac.de/motorsport](http://www.adac.de/motorsport)

Page 1/ 1 printed: 15.9.2019 19:05







# ADAC Formel 4

## Sector List Race 3

Provisional



Hockenheimring, Length: 4574m

Air temperature: 30.04°C

Track temperature: 33.39°C

Weather condition: Dry

**DMSB** Reg. Nr.: DMSB 245/19

Sunday, September 15, 2019 17:00:00

Lap	Time	SE1	SP1	SE2	SP2	SE3	SP3	TSP	Lap	Time	SE1	SP1	SE2	SP2	SE3	SP3	TSP
<b>2</b>	<b>Göhler, DEU</b>								<b>theoretical besttime: 1:43.699</b>								
1	2:01.323	31.486	128	50.266	178	39.571	134	217	8	1:50.302	23.375	145	49.629	177	37.298	138	224
2	2:27.501	29.884	109	1:15.600	112	42.017	183	130	9	2:35.828	27.458	100	1:17.403	80	50.967	129	94
3	1:45.666	23.402	144	49.988	178	32.276	185	222	10	2:23.062	33.853	115	1:05.356	113	43.853	184	165
4	1:44.245	22.998	147	49.100	180	32.147	<b>186</b>	223	11	1:46.648	23.321	147	49.903	178	33.424	182	<b>229</b>
5	1:43.983	<b>22.726</b>	<b>149</b>	49.116	180	32.141	185	225	12	1:45.428	22.874	147	48.901	180	33.653	162	224
6	<b>1:43.874</b>	22.901	148	<b>48.863</b>	180	<b>32.110</b>	185	225	13	1:55.309	26.371	145	49.822	176	39.116	43	226
7	1:45.165	22.837	148	49.145	179	33.183	185	227	14	6:55.809							

<b>3</b>	<b>Aron, EST</b>								<b>theoretical besttime:</b>								
1																	

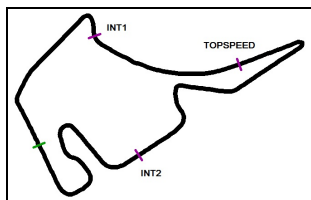
<b>5</b>	<b>Petecof, BRA</b>								<b>theoretical besttime: 1:43.359</b>								
1	2:21.697	52.007	5	55.565	167	34.125	178	186	9	2:36.248	27.873	100	1:17.131	83	51.244	142	90
2	2:09.571	23.479	146	1:07.359	100	38.733	183	104	10	2:22.362	33.528	110	1:05.755	102	43.079	183	153
3	1:45.957	23.206	148	49.871	179	32.880	186	230	11	1:46.448	23.186	149	49.733	178	33.529	180	228
4	1:45.272	23.129	146	49.457	174	32.686	185	227	12	1:45.028	23.790	148	49.159	178	32.079	185	231
5	1:44.070	22.832	<b>149</b>	48.979	178	32.259	185	227	13	1:43.821	22.630	148	49.221	178	31.970	185	226
6	1:43.784	22.735	147	<b>48.958</b>	<b>179</b>	32.091	<b>186</b>	226	14	<b>1:43.720</b>	<b>22.519</b>	<b>146</b>	49.179	179	32.022	185	225
7	1:43.971	22.676	148	49.144	179	32.151	185	<b>234</b>	15	1:43.726	22.565	147	49.279	178	<b>31.882</b>	<b>185</b>	225
8	1:48.623	22.588	148	49.070	178	36.965	148	227	16	1:44.143	22.893	147	49.159	178	32.091	185	225

<b>6</b>	<b>Cohen, ISR</b>								<b>theoretical besttime: 1:43.163</b>								
1	1:54.735	28.345	145	49.519	179	36.871	139	220	9	2:40.089	31.089	116	1:16.076	118	52.924	136	114
2	2:31.618	29.680	107	1:15.876	122	46.062	185	130	10	2:25.496	33.803	109	1:04.917	120	46.776	184	195
3	1:44.325	22.769	148	49.173	178	32.383	185	225	11	1:44.058	22.699	148	49.064	176	32.295	183	223
4	1:43.906	22.721	149	49.202	180	31.983	185	223	12	1:44.835	22.667	150	49.826	180	32.342	186	223
5	1:43.770	22.605	149	49.172	179	31.993	182	221	13	<b>1:43.479</b>	<b>22.454</b>	<b>147</b>	48.904	181	32.121	185	<b>226</b>
6	1:43.808	22.859	148	49.016	179	<b>31.933</b>	185	221	14	1:44.391	22.539	148	49.761	178	32.091	185	225
7	1:44.182	22.768	148	49.354	180	32.060	186	221	15	1:43.946	22.727	148	49.236	180	31.983	186	223
8	1:46.839	22.538	149	<b>48.776</b>	181	35.525	145	224	16	1:43.678	22.575	148	48.976	180	32.127	185	223

<b>7</b>	<b>Stanek, CZE</b>								<b>theoretical besttime: 1:42.985</b>								
1	1:59.117	30.040	145	50.312	176	38.765	163	224	9	2:37.840	29.077	114	1:16.151	122	52.612	121	140
2	2:28.819	31.095	118	1:14.936	108	42.788	184	161	10	2:24.750	33.581	101	1:05.218	117	45.951	184	192
3	1:44.594	23.167	148	49.237	178	32.190	186	226	11	1:43.428	22.823	148	48.769	180	31.836	186	<b>229</b>
4	1:44.323	22.776	148	49.147	<b>181</b>	32.400	185	227	12	1:43.999	22.816	149	49.286	177	31.897	186	225
5	1:44.698	22.811	148	49.826	179	32.061	184	227	13	1:43.200	22.568	148	48.898	180	<b>31.734</b>	<b>186</b>	221
6	1:43.886	22.536	147	49.102	180	32.248	<b>187</b>	225	14	1:43.366	22.544	148	49.023	178	31.799	186	221
7	1:44.083	22.814	147	49.094	175	32.175	186	225	15	1:43.442	22.577	148	49.033	180	31.832	186	221
8	1:47.476	22.578	148	49.039	179	35.859	138	225	16	<b>1:43.083</b>	<b>22.491</b>	<b>148</b>	<b>48.760</b>	<b>180</b>	31.832	185	221

<b>8</b>	<b>Alleco Roy, MCO</b>								<b>theoretical besttime: 1:43.711</b>								
1	2:03.538	32.861	101	51.604	174	39.073	121	213	9	2:35.856	27.811	96	1:17.128	77	50.917	133	90
2	2:25.959	29.127	114	1:15.819	107	41.013	185	134	10	2:22.882	33.857	104	1:05.389	116	43.636	185	160
3	1:45.648	23.132	147	50.014	177	32.502	184	228	11	1:45.118	23.226	149	49.240	178	32.652	185	<b>230</b>
4	1:45.141	22.809	148	50.026	179	32.306	185	226	12	1:44.362	22.765	147	49.206	180	32.391	184	223
5	1:44.518	22.748	147	49.383	177	32.387	183	223	13	1:44.437	22.822	147	49.308	179	32.307	185	224
6	1:44.772	23.095	148	49.319	179	32.358	184	223	14	<b>1:43.984</b>	22.659	147	49.068	179	32.257	186	225
7	1:44.098	22.815	148	49.032	179	<b>32.251</b>	185	224	15	1:44.188	<b>22.632</b>	<b>146</b>	<b>48.828</b>	<b>180</b>	32.728	184	226
8	1:48.779	22.760	147	48.916	178	37.103	147	224	16	1:44.317	22.818	147	49.210	179	32.289	185	224

<b>10</b>	<b>Rasmussen, DNK</b>								<b>theoretical besttime: 1:43.820</b>								
1	1:54.097	27.742	146	49.516	178	36.839	143	217	5	1:44.475	<b>22.695</b>	<b>148</b>	49.567	180	32.213	185	220
2	2:31.597	29.878	115	1:15.734	123	45.985	184	126	6	<b>1:43.964</b>	22.839	148	<b>49.097</b>	<b>180</b>	<b>32.028</b>	<b>185</b>	<b>223</b>
3	1:44.596	22.850	147	49.444	179	32.302	184	219	7		22.797	148	50.933	170			221
4	1:44.890	22.869	147	49.885	180	32.136	<b>185</b>	218									



# ADAC Formel 4

## Sector List Race 3

Provisional



Hockenheimring, Length: 4574m

Air temperature: 30.04°C

Track temperature: 33.39°C

Weather condition: Dry

**DMSB** Reg. Nr.: DMSB 245/19

Sunday, September 15, 2019 17:00:00

Lap	Time	SE1	SP1	SE2	SP2	SE3	SP3	TSP	Lap	Time	SE1	SP1	SE2	SP2	SE3	SP3	TSP
<b>12</b>	<b>Thaqi, KOS</b>								<b>theoretical besttime: 1:43.919</b>								
1	2:05.615	33.477	84	53.084		39.054	114	214	9	2:36.168	27.719	108	1:16.969	99	51.480	139	102
2	2:24.888	29.087	122	1:14.854	106	40.947	183	114	10	2:21.690	33.254	113	1:05.566	102	42.870	183	156
3	1:46.500	23.587	146	49.964	178	32.949	183	228	11	1:45.917	23.139	149	49.648	177	33.130	185	229
4	1:45.985	22.935	148	49.776	176	33.274	184	228	12	1:45.815	23.796	148	49.184	178	32.835	185	<b>232</b>
5	1:44.998	22.909	147	49.288	178	32.801	<b>186</b>	226	13	1:44.976	22.705	148	49.572	177	32.699	184	225
6	1:44.546	22.664	148	49.283	177	32.599	186	226	14	1:44.243	22.748	149	49.050	178	32.445	186	225
7	1:44.310	22.705	149	49.215	179	<b>32.390</b>	186	226	15	<b>1:43.920</b>	<b>22.607</b>	<b>148</b>	<b>48.922</b>	<b>180</b>	32.391	186	225
8	1:47.627	22.682	147	49.035	180	35.910	160	225	16	1:44.419	22.800	148	49.020	179	32.599	185	226

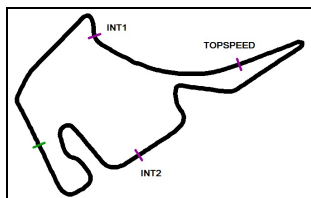
Lap	Time	SE1	SP1	SE2	SP2	SE3	SP3	TSP	Lap	Time	SE1	SP1	SE2	SP2	SE3	SP3	TSP
<b>14</b>	<b>Saucy, SUI</b>								<b>theoretical besttime: 1:43.592</b>								
1	2:06.068			1:28.320	160	37.748	141	208	9	2:36.026	27.784	100	1:16.940	86	51.302	133	110
2	2:24.580	29.405	138	1:14.501	115	40.674	185	106	10	2:22.116	33.745	108	1:05.617	96	42.754	187	149
3	1:45.552	23.120	150	49.486	174	32.946	185	226	11	1:46.273	23.334	152	49.773	177	33.166		<b>230</b>
4	1:44.839	22.917	150	49.684	178	32.238	185	223	12	1:44.538	23.466	148	49.081	180	<b>31.991</b>	<b>185</b>	225
5	1:44.881	22.889	147	49.880	179	32.112	185	223	13	1:44.926	<b>22.728</b>	<b>147</b>	49.881	177	32.317	187	223
6	1:44.067	22.729	149	49.005	176	32.333	185	225	14	1:44.309	23.351	150	48.908	180	32.050	185	227
7	1:44.936	22.783	149	49.735	178	32.418	185	228	15	<b>1:44.061</b>	22.866	148	<b>48.873</b>	<b>177</b>	32.322	184	225
8	1:48.670	22.804	148	48.878	180	36.988	171	225	16	1:44.155	22.928	149	48.877	180	32.350	186	225

Lap	Time	SE1	SP1	SE2	SP2	SE3	SP3	TSP	Lap	Time	SE1	SP1	SE2	SP2	SE3	SP3	TSP
<b>15</b>	<b>Toth, HUN</b>								<b>theoretical besttime: 1:44.440</b>								
1	2:03.851	33.706	85	52.516	169	37.629	121	216	9	2:36.127	27.781	116	1:16.902	87	51.444	136	104
2	2:26.185	29.212	126	1:15.822	111	41.151	182	117	10	2:21.467	33.004	116	1:05.672	103	42.791	181	152
3	1:46.009	23.230	147	49.859	177	32.920	<b>184</b>	<b>224</b>	11	1:46.992	24.450	146	49.637	177	32.905	183	221
4	1:46.060	22.896	148	50.537	176	32.627	184	222	12	1:45.844	23.510	147	49.603	176	32.731	183	222
5	1:45.261	22.912	147	49.812	178	32.537	183	219	13	1:45.700	23.401	147	49.807	177	32.492	182	221
6	<b>1:44.517</b>	<b>22.745</b>	147	<b>49.439</b>	<b>178</b>	32.333	184	222	14	1:45.348	23.007	148	49.828	177	32.513	183	220
7	1:45.960	23.053	148	50.035	178	32.872	179	219	15	1:44.956	23.089	148	49.611	177	<b>32.256</b>	<b>184</b>	220
8	1:47.340	23.168	147	49.715	177	34.457	174	221	16	1:45.300	23.124	148	49.495	176	32.681	183	220

Lap	Time	SE1	SP1	SE2	SP2	SE3	SP3	TSP	Lap	Time	SE1	SP1	SE2	SP2	SE3	SP3	TSP
<b>16</b>	<b>Estner, DEU</b>								<b>theoretical besttime: 1:43.576</b>								
1	1:56.035	28.710	145	49.810	177	37.515	136	220	9	2:38.271	28.963	113	1:16.457	114	52.851	130	119
2	2:30.777	29.056	118	1:16.151	119	45.570	183	114	10	2:24.943	33.379	106	1:05.187	118	46.377	185	179
3	1:44.825	22.902	147	49.609	180	32.314	185	220	11	1:44.594	22.845	148	49.480	178	32.269	186	224
4	1:44.437	22.800	147	49.302	<b>181</b>	32.335	185	221	12	1:44.152	22.714	148	49.105	179	32.333	186	223
5	1:43.986	22.698	148	49.164	180	32.124	<b>186</b>	222	13	<b>1:43.737</b>	22.667	147	<b>48.986</b>	<b>181</b>	<b>32.084</b>	<b>186</b>	225
6	1:43.970	22.751	148	49.123	180	32.096	186	<b>227</b>	14	1:45.254	<b>22.506</b>	<b>147</b>	49.861	175	32.887	184	225
7	1:44.889	22.600	<b>149</b>	50.040	177	32.249	185	224	15	1:44.743	22.732	148	49.740	177	32.271	186	223
8	1:47.090	22.663	147	49.163	179	35.264	145	221	16	1:44.295	22.795	148	49.149	180	32.351	185	223

Lap	Time	SE1	SP1	SE2	SP2	SE3	SP3	TSP	Lap	Time	SE1	SP1	SE2	SP2	SE3	SP3	TSP
<b>17</b>	<b>Leclerc, MCO</b>								<b>theoretical besttime: 1:43.626</b>								
1	1:58.226	29.603	141	50.441	177	38.182	166	217	7	1:46.284	<b>22.478</b>	<b>148</b>	49.875	170	33.931	186	225
2	2:29.421	31.196	111	1:14.772	115	43.453	185	163	8	1:49.433	22.816	147	48.949	179	37.668	160	231
3	1:45.235	23.251	148	49.676	178	32.308	186	223	9	2:35.597	27.796	100	1:17.040	86	50.761	135	108
4	1:44.270	22.671	147	49.381	178	32.218	<b>187</b>	230	10	2:23.906	33.824	112	1:05.488	130	44.594	186	185
5	<b>1:43.910</b>	22.762	148	<b>49.178</b>	179	<b>31.970</b>	187	<b>232</b>	11	1:47.309	23.121	148	49.435	173	34.753	153	230
6	1:44.049	22.494	<b>149</b>	49.199	<b>181</b>	32.356	187	231	12	2:03.807	26.419	144	54.302	138	43.086	54	221

Lap	Time	SE1	SP1	SE2	SP2	SE3	SP3	TSP	Lap	Time	SE1	SP1	SE2	SP2	SE3	SP3	TSP
<b>21</b>	<b>Pourchaire, FRA</b>								<b>theoretical besttime: 1:42.937</b>								
1	2:09.371	45.810	147	49.767	174	33.794	179	219	9	2:35.982	27.612	98	1:17.128	83	51.242	131	98
2	2:21.578	27.041	133	1:14.776	110	39.761	184	106	10	2:23.137	33.447	120	1:05.811	117	43.879	185	177
3	1:45.588	23.250	144	49.378	178	32.960	185	<b>232</b>	11	1:45.032	23.113	149	49.480	178	32.439	186	232
4	1:44.646	22.848	149	49.741	179	32.057	<b>188</b>	229	12	1:44.481	22.533	149	49.765	174	32.183	186	228
5	1:43.892	22.899	150	49.095	180	31.898	186	225	13	1:44.326	22.612	149	49.242	179	32.472	186	229
6	1:43.666	22.579	148	49.042	180	32.045	185	221	14	1:43.439	22.736	148	48.814	180	<b>31.889</b>	<b>187</b>	229
7	<b>1:43.366</b>	22.527	149	<b>48.536</b>	<b>181</b>	32.303	186	225	15	1:44.791	22.573	149	49.523	175	32.695	185	231
8	1:49.334	23.144	<b>151</b>	49.011	181	37.179	149	223	16	1:43.655	<b>22.512</b>	<b>148</b>	49.026	180	32.117	185	226



# ADAC Formel 4

## Sector List Race 3

Provisional



Hockenheimring, Length: 4574m

Air temperature: 30.04°C

Track temperature: 33.39°C

Weather condition: Dry

**DMSB** Reg. Nr.: DMSB 245/19

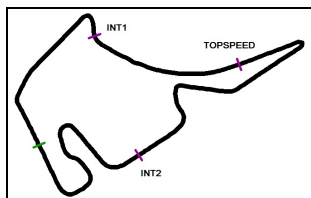
Sunday, September 15, 2019 17:00:00

Lap	Time	SE1	SP1	SE2	SP2	SE3	SP3	TSP	Lap	Time	SE1	SP1	SE2	SP2	SE3	SP3	TSP
<b>26</b>	Dürksen, PAR								<b>theoretical besttime: 1:43.572</b>								
1	1:57.637	29.156	141	50.736	177	37.745	159	217	9	2:35.199	27.525	113	1:16.612	105	51.062	122	122
2	2:29.698	30.808	144	1:15.128	107	43.762	187	162	10	2:24.293	33.832	121	1:05.569	116	44.892	187	184
3	1:44.920	23.241	147	49.154	179	32.525	186	225	11	1:44.728	23.173	148	49.320	180	32.235	186	226
4	1:44.348	22.760	147	49.178	179	32.410	182	226	12	<b>1:43.933</b>	22.719	147	<b>48.825</b>	<b>180</b>	32.389	188	227
5	1:44.047	22.784	<b>149</b>	49.055	180	32.208	187	226	13	1:45.804	22.755	141	50.649	179	32.400	185	219
6	1:44.108	22.651	148	49.283	180	<b>32.174</b>	186	227	14	1:44.457	22.619	147	49.541	178	32.297	186	225
7	1:46.026	24.161	146	49.134	179	32.731	186	<b>233</b>	15	1:45.185	22.585	147	48.857	180	33.743	147	226
8	1:49.475	<b>22.573</b>	147	48.923	<b>180</b>	37.979	157	225	16	1:45.697	23.935	147	49.439	178	32.323	186	227

Lap	Time	SE1	SP1	SE2	SP2	SE3	SP3	TSP	Lap	Time	SE1	SP1	SE2	SP2	SE3	SP3	TSP
<b>28</b>	Ghiretti, FRA								<b>theoretical besttime: 1:43.061</b>								
1	2:02.584	31.796	121	50.427	178	40.361	133	216	9	1:43.465	22.519	149	48.991	180	31.955	183	220
2	2:26.556	29.485	114	1:15.602	115	41.469	184	137	10	2:09.510	23.152	147	1:04.498	106	41.860	183	164
3	1:46.326	23.210	147	50.564	176	32.552	185	223	11	1:45.484	23.668	149	48.837	181	32.979	184	225
4	1:44.132	22.798	148	49.165	177	32.169	183	228	12	1:45.920	23.909	148	49.179	179	32.832	185	226
5	2:03.447	27.079	124	54.641	168	41.727	55	219	13	1:43.562	22.784	148	48.927	179	31.851	186	228
6	2:38.753	1:17.592	147	49.435	178	<b>31.726</b>	185	216	14	<b>1:43.170</b>	<b>22.503</b>	<b>148</b>	<b>48.832</b>	<b>180</b>	31.835	184	224
7	1:43.840	22.539	<b>149</b>	49.014	180	32.287	184	220	15	1:43.660	22.513	148	49.159	177	31.988	186	227
8	1:44.254	22.841	149	49.070	180	32.343	185	220	16	1:44.106	23.327	148	48.874	179	31.905	186	<b>229</b>

Lap	Time	SE1	SP1	SE2	SP2	SE3	SP3	TSP	Lap	Time	SE1	SP1	SE2	SP2	SE3	SP3	TSP
<b>44</b>	Belov, RUS								<b>theoretical besttime: 1:42.738</b>								
1	1:59.918			1:20.614	177	39.304	153	216	9	2:35.469	27.689	109	1:16.672	100	51.108	130	115
2	2:28.523	30.805	110	1:15.448	110	42.270	183	140	10	2:24.181	33.901	111	1:05.483	119	44.797	185	163
3	1:44.917	22.954	148	49.371	179	32.592	185	226	11	1:45.078	23.021	149	49.851	181	32.206	186	<b>233</b>
4	1:44.186	22.656	148	49.360	179	32.170	186	224	12	1:44.435	22.589	149	49.892	178	31.954	187	228
5	1:44.460	22.582	<b>150</b>	49.693	179	32.185	185	231	13	1:43.474	22.568	148	49.232	180	31.674	187	226
6	1:43.822	22.693	147	48.918	180	32.211	186	224	14	1:44.158	<b>22.483</b>	<b>148</b>	48.772	180	32.903	187	222
7	1:45.289	22.823	147	49.012	180	33.454	186	229	15	1:43.338	22.853	148	48.862	180	<b>31.623</b>	<b>186</b>	228
8	1:49.319	22.781	147	48.993	180	37.545	154	225	16	<b>1:42.961</b>	22.518	147	<b>48.632</b>	<b>180</b>	31.811	187	224

Lap	Time	SE1	SP1	SE2	SP2	SE3	SP3	TSP	Lap	Time	SE1	SP1	SE2	SP2	SE3	SP3	TSP
<b>62</b>	Hauger, NOR								<b>theoretical besttime: 1:42.224</b>								
1	1:56.863	29.529	142	50.068	177	37.266	131	221	9	2:39.691	31.133	116	1:15.950	122	52.608	131	115
2	2:30.285	28.852	138	1:16.457	112	44.976	186	147	10	2:25.708	34.160	109	1:05.044	104	46.504	186	187
3	1:43.847	22.843	149	48.838	181	32.166	<b>188</b>	<b>224</b>	11	1:42.749	22.554	150	48.689	181	<b>31.506</b>	<b>187</b>	222
4	1:44.526	22.670	150	49.642	180	32.214	187	224	12	1:42.790	22.399	150	48.678	181	31.713	187	223
5	1:43.183	22.623	150	48.796	181	31.764	188	224	13	1:42.641	22.434	150	48.472	182	31.735	186	223
6	1:43.791	22.952	150	48.897	180	31.942	187	221	14	1:42.431	22.416	150	48.451	181	31.564	187	223
7	1:42.910	22.675	150	48.623	<b>182</b>	31.612	187	223	15	<b>1:42.245</b>	<b>22.358</b>	<b>150</b>	<b>48.360</b>	<b>182</b>	31.527	187	223
8	1:47.275	22.487	150	48.547	182	36.241	135	223	16	1:43.091	22.380	150	48.603	182	32.108	182	223



# ADAC Formel 4

## Top speed list Race 3

Provisional



Hockenheimring, Length: 4574m

Air temperature: 30.04°C

Track temperature: 33.39°C

Weather condition: Dry

**DMSB** Reg. Nr.: DMSB 245/19

Sunday, September 15, 2019 17:00:00

#	Name (NAT)	Team	Car name	Speed	Lap	Race time
5	Gianluca Petecof (BRA)	Prema Powerteam SRL (ITA)	ADAC Formel 4	234.78	7	12:07.145
26	Joshua Dürksen (PAR)	ADAC Berlin-Brandenburg e.V. (DEU)	ADAC Formel 4	233.76	7	12:03.093
44	Michael Belov (RUS)	R-ACE GP	ADAC Formel 4	233.76	11	20:37.264
17	Arthur Leclerc (MCO)	US Racing - CHRS (DEU)	ADAC Formel 4	232.75	5	8:34.074
12	Kristian Thaqi (KOS)	ADAC Berlin-Brandenburg e.V. (DEU)	ADAC Formel 4	232.75	12	22:26.177
21	Theo Pourchaire (FRA)	US Racing - CHRS (DEU)	ADAC Formel 4	232.25	3	5:08.451
8	Lucas Alleco Roy (MCO)	Van Amersfoort Racing (NLD)	ADAC Formel 4	230.27	11	20:38.712
14	Gregoire Saucy (SUI)	R-ACE GP	ADAC Formel 4	230.27	11	20:39.276
28	Alessandro Ghiretti (FRA)	US Racing - CHRS (DEU)	ADAC Formel 4	229.78	16	29:22.193
7	Roman Stanek (CZE)	US Racing - CHRS (DEU)	ADAC Formel 4	229.29	11	20:36.695
2	Nico Göhler (DEU)	ADAC Berlin-Brandenburg e.V. (DEU)	ADAC Formel 4	229.29	11	20:38.649
16	Sebastian Estner (DEU)	Van Amersfoort Racing (NLD)	ADAC Formel 4	227.36	6	10:17.117
6	Ido Cohen (ISR)	Van Amersfoort Racing (NLD)	ADAC Formel 4	226.89	13	24:04.534
62	Dennis Hauger (NOR)	Van Amersfoort Racing (NLD)	ADAC Formel 4	224.53	3	5:04.240
15	Laszlo Toth (HUN)	R-ACE GP	ADAC Formel 4	224.53	3	5:07.741
10	Oliver Rasmussen (DNK)	Prema Powerteam SRL (ITA)	ADAC Formel 4	223.60	6	10:16.932