



ADAC GT4 Germany

Result List Race 2

Provisional



Hockenheimring, Length: 4574m

Air temperature: 31.86°C

Track temperature: 38.33°C

Weather condition: Dry

DMSB Reg. Nr.: DMSB 245/19

Sunday, September 15, 2019 15:40:00

started : 26 classified : 20 not classified : 6

Nr.	Drivers	Team	Laps	Total Time	Gap	Kph	Lap	Time	Kph
Cl.	Car	Competitor							
1	48 L.Trefz(DEU)/M.Haber(AUS) J Mercedes-AMG GT4	Leipert Motorsport(DEU) Leipert Motorsport	32	1:03:25.301		138.5	11	1:50.245	149.3
2	5 N.Rindlisbacher(CHE)/P.Stalidzane(DEU) J Audi R8 LMS GT4	Racing One(DEU) Racing One	32	1:03:25.875	0.574	138.5	9	1:50.332	149.2
3	6 M.Lungstrass(DEU)/M.Beckhusen(DEU) J Audi R8 LMS GT4	Racing One(DEU) Racing One	32	1:03:28.388	3.087	138.3	10	1:49.910	149.8
4	8 M.Ehret(DEU)/T.Dauenhauer(DEU) BMW M4 GT4	Hofor Racing by Bonk Motorsport(CHE) Hofor Racing by Bonk Motorsport	32	1:03:29.877	4.576	138.4	10	1:50.557	148.9
5	18 A.Mies(DEU)/M.Ortmann(DEU) J Aston Martin Vantage AMR GT4	PROpeak Performance(DEU) PROpeak Performance	32	1:03:30.053	4.752	138.3	8	1:50.337	149.2
6	7 M.Zug(DEU)/G.Piana(ITA) J BMW M4 GT4	RN Vision STS(DEU) RN Vision STS	32	1:03:30.364	5.063	138.3	13	1:50.097	149.5
7	11 J.Springob(DEU)/O.Mayer(DEU) J Mercedes-AMG GT4	Bremotion(DEU) Bremotion	32	1:03:30.636	5.335	138.5	15	1:49.416	150.4
8	69 P.Dörr(DEU)/D.Trebing(USA) J McLaren 570s GT4	Dörr Motorsport(DEU) Dörr Motorsport	32	1:03:31.241	5.940	138.4	8	1:50.619	148.8
9	3 M.Fischer(AUT)/C.Hürtgen(DEU) BMW M4 GT4	Hofor Racing by Bonk Motorsport(CHE) Hofor Racing by Bonk Motorsport	32	1:03:33.417	8.116	138.3	10	1:51.083	148.2
10	94 F.von der Laden(DEU)/A.Valente(CHE) McLaren 570s GT4	Team GT(DEU) Team GT	32	1:03:35.027	9.726	138.5	9	1:51.025	148.3
11	24 M.Siljehaug(NOR)/E.Angermayr(AUT) J KTM X-Bow GT4	Felbermayr Reiter(DEU) Felbermayr Reiter	32	1:03:35.271	9.970	138.1	18	1:49.997	149.6
12	21 T.Kieffer(LUX)/C.Schöll(AUT) T Porsche Cayman GT4	Team Allied-Racing(DEU) Team Allied-Racing	32	1:03:37.749	12.448	138.2	7	1:50.889	148.4
13	19 C.Konnerth(DEU)/Y.Fübrich(DEU) T Aston Martin Vantage AMR GT4	PROpeak Performance(DEU) PROpeak Performance	32	1:03:40.368	15.067	138.0	12	1:50.602	148.8
14	36 M.Suabo(DEU)/M.Dienst(DEU) T Mercedes-AMG GT4	Schütz Motorsport(DEU) Schütz Motorsport	32	1:03:41.444	16.143	137.7	9	1:49.464	150.4
15	14 S.Grotstollen(DEU)/G.Braun(DEU) T BMW M4 GT4	MRS Besagroup Racing(DEU) MRS Besagroup Racing	32	1:03:42.130	16.829	138.0	11	1:50.895	148.4
16	66 F.Dziwok(POL)/S.Halek(AUT) T Porsche Cayman GT4	HP Racing International(DEU) HP Racing International	32	1:03:42.875	17.574	138.0	11	1:52.370	146.5
17	55 C.Danner(DEU)/B.Laber(DEU) T McLaren 570s GT4	Team GT(DEU) Team GT	32	1:03:45.249	19.948	138.0	21	1:51.741	147.3
18	59 F.Martin-Dye(GBR)/C.Jöns(DEU) McLaren 570s GT4	Dörr Motorsport(DEU) Dörr Motorsport	32	1:03:57.556	32.255	137.4	13	1:51.192	148.0
19	15 F.Kovac(CRO)/T.Tekaht(DEU) T BMW M4 GT4	MRS Besagroup Racing(DEU) MRS Besagroup Racing	32	1:04:06.823	41.522	137.0	10	1:50.659	148.8
20	23 L.Kraihamer(AUT)/R.Kofler(AUT) KTM X-Bow GT4	True Racing(AUT) True Racing	26	51:12.374	6LAPS	139.3	10	1:50.309	149.2

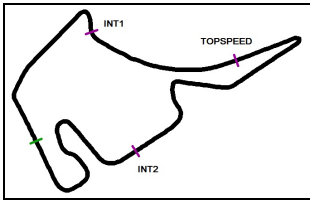
Not classified

17	H.Hadergasser(DEU)/H.Still(DEU) T Porsche Cayman GT4	KÜS TEAM75 Bernhard(DEU) KÜS TEAM75 Bernhard	21	44:52.555	11LAPS	128.1	14	1:50.418	149.1
33	M.Benyahia(MAR)/C.Fagg(GBR) J McLaren 570s GT4	Team GT(DEU) Team GT	17	36:07.256	15LAPS	128.8	12	1:50.972	148.3
77	L.Wankmüller(DEU)/T.Heinemann(DEU) J Mercedes-AMG GT4	HP Racing International(DEU) HP Racing International	6	12:25.570	26LAPS	130.6	6	1:49.915	149.8
22	J.Kasperlik(DEU)/L.Kern(DEU) T Porsche Cayman GT4	Team Allied-Racing(DEU) Team Allied-Racing							
99	H.Owega(DEU)/J.Owega(DEU) J Mercedes-AMG GT4	GetSpeed Performance(DEU) GetSpeed Performance							
2	M.Schrey(DEU)/T.Jäger(AUT) BMW M4 GT4	Hofor Racing by Bonk Motorsport(CHE) Hofor Racing by Bonk Motorsport							

ver: 1.0

www.adac.de/motorsport

Page 1 / 2 printed: 15.9.2019 16:54



ADAC GT4 Germany

Result List Race 2

Provisional



DMSB Reg. Nr.: DMSB 245/19

Sunday, September 15, 2019 15:40:00

Hockenheimring, Length: 4574m

Air temperature: 31.86°C

Track temperature: 38.33°C

Weather condition: Dry

started : 26 classified : 20 not classified : 6

Nr. Drivers	Team	Laps	Total Time	Gap	Kph	Lap	Time	Kph
Cl. Car	Competitor							

Fastest lap of the race. Car 11 driver Jan Philipp Springob on lap 15. Time 1:49.416, average speed 150.4 km/h.

Subject to final scrutineering!

Publication time:

Clerk of the Course: Franz Josef Serr

Timekeeper: Steffen Ruhl

ver: 1.0

www.adac.de/motorsport

Page 2/ 2 printed: 15.9.2019 16:54





ADAC GT4 Germany

Class Result List Race 2

Provisional



Hockenheimring, Length: 4574m

Air temperature: 31.86°C

Track temperature: 38.33°C

Weather condition: Dry

DMSB Reg. Nr.: DMSB 245/19

Sunday, September 15, 2019 15:40:00

started : 26 classified : 20 not classified : 6

Nr. Drivers	Team	Laps	Total Time	Gap	Kph	Lap	Time	Kph
Car	Competitor							

CLASS: Junior

Started: 11	Classified: 8	Not Classified: 3						
1 48 L.Trefz(DEU)/M.Haber(AUS) Mercedes-AMG GT4		Leipert Motorsport(DEU) Leipert Motorsport	32	1:03:25.301		138.5	11	1:50.245 149.3
2 5 N.Rindlisbacher(CHE)/P.Stalidzane(DEU) Audi R8 LMS GT4		Racing One(DEU) Racing One	32	1:03:25.875	0.574	138.5	9	1:50.332 149.2
3 6 M.Lungstrass(DEU)/M.Beckhusen(DEU) Audi R8 LMS GT4		Racing One(DEU) Racing One	32	1:03:28.388	3.087	138.3	10	1:49.910 149.8
4 18 A.Mies(DEU)/M.Ortmann(DEU) Aston Martin Vantage AMR GT4		PROpeak Performance(DEU) PROpeak Performance	32	1:03:30.053	4.752	138.3	8	1:50.337 149.2
5 7 M.Zug(DEU)/G.Piana(ITA) BMW M4 GT4		RN Vision STS(DEU) RN Vision STS	32	1:03:30.364	5.063	138.3	13	1:50.097 149.5
6 11 J.Springob(DEU)/O.Mayer(DEU) Mercedes-AMG GT4		Bremotion(DEU) Bremotion	32	1:03:30.636	5.335	138.5	15	1:49.416 150.4
7 69 P.Dörr(DEU)/D.Trebing(USA) McLaren 570s GT4		Dörr Motorsport(DEU) Dörr Motorsport	32	1:03:31.241	5.940	138.4	8	1:50.619 148.8
8 24 M.Siljehaug(NOR)/E.Angermayr(AUT) KTM X-Bow GT4		Felbermayr Reiter(DEU) Felbermayr Reiter	32	1:03:35.271	9.970	138.1	18	1:49.997 149.6

Not classified

33 M.Benyahia(MAR)/C.Fagg(GBR) McLaren 570s GT4	Team GT(DEU) Team GT	17	36:07.256	15LAPS	128.8	12	1:50.972	148.3
77 L.Wankmüller(DEU)/T.Heinemann(DEU) Mercedes-AMG GT4	HP Racing International(DEU) HP Racing International	6	12:25.570	26LAPS	130.6	6	1:49.915	149.8
99 H.Owega(DEU)/J.Owega(DEU) Mercedes-AMG GT4	GetSpeed Performance(DEU) GetSpeed Performance							

Fastest lap of the class. Car 11 driver Jan Philipp Springob on lap 15. Time 1:49.416, average speed 150.4 km/h.

CLASS: Trophy

Started: 11	Classified: 9	Not Classified: 2						
1 6 M.Lungstrass(DEU)/M.Beckhusen(DEU) Audi R8 LMS GT4		Racing One(DEU) Racing One	32	1:03:28.388		138.3	10	1:49.910 149.8
2 11 J.Springob(DEU)/O.Mayer(DEU) Mercedes-AMG GT4		Bremotion(DEU) Bremotion	32	1:03:30.636	2.248	138.5	15	1:49.416 150.4
3 21 T.Kieffer(LUX)/C.Schöll(AUT) Porsche Cayman GT4		Team Allied-Racing(DEU) Team Allied-Racing	32	1:03:37.749	9.361	138.2	7	1:50.889 148.4
4 19 C.Konnerth(DEU)/Y.Fübrich(DEU) Aston Martin Vantage AMR GT4		PROpeak Performance(DEU) PROpeak Performance	32	1:03:40.368	11.980	138.0	12	1:50.602 148.8
5 36 M.Suabo(DEU)/M.Dienst(DEU) Mercedes-AMG GT4		Schütz Motorsport(DEU) Schütz Motorsport	32	1:03:41.444	13.056	137.7	9	1:49.464 150.4
6 14 S.Grotstollen(DEU)/G.Braun(DEU) BMW M4 GT4		MRS Besagroup Racing(DEU) MRS Besagroup Racing	32	1:03:42.130	13.742	138.0	11	1:50.895 148.4
7 66 F.Dziwok(POL)/S.Halek(AUT) Porsche Cayman GT4		HP Racing International(DEU) HP Racing International	32	1:03:42.875	14.487	138.0	11	1:52.370 146.5
8 55 C.Danner(DEU)/B.Laber(DEU) McLaren 570s GT4		Team GT(DEU) Team GT	32	1:03:45.249	16.861	138.0	21	1:51.741 147.3
9 15 F.Kovac(CRO)/T.Tekaatt(DEU) BMW M4 GT4		MRS Besagroup Racing(DEU) MRS Besagroup Racing	32	1:04:06.823	38.435	137.0	10	1:50.659 148.8

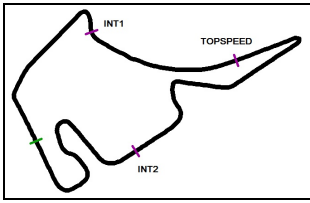
Not classified

17 H.Hadegasser(DEU)/H.Stiil(DEU) Porsche Cayman GT4	KÜS TEAM75 Bernhard(DEU) KÜS TEAM75 Bernhard	21	44:52.555	11LAPS	128.1	14	1:50.418	149.1
22 J.Kasperlik(DEU)/L.Kern(DEU) Porsche Cayman GT4	Team Allied-Racing(DEU) Team Allied-Racing							

ver: 1.0

www.adac.de/motorsport

Page 1 / 2 printed: 15.9.2019 16:54



ADAC GT4 Germany

Class Result List Race 2

Provisional



DMSB Reg. Nr.: DMSB 245/19

Sunday, September 15, 2019 15:40:00

Hockenheimring, Length: 4574m

Air temperature: 31.86°C

Track temperature: 38.33°C

Weather condition: Dry

started : 26 classified : 20 not classified : 6

Nr. Drivers	Team	Laps	Total Time	Gap	Kph	Lap	Time	Kph
Car	Competitor							

Fastest lap of the class. Car 11 driver Jan Philipp Springob on lap 15. Time 1:49.416, average speed 150.4 km/h.

Subject to final scrutineering!

Publication time:

Clerk of the Course: Franz Josef Serr

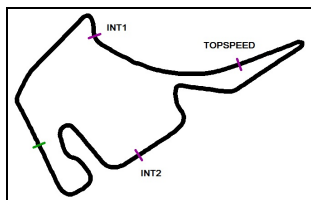
Timekeeper: Steffen Ruhl

ver: 1.0

www.adac.de/motorsport

Page 2/ 2 printed: 15.9.2019 16:54





ADAC GT4 Germany

Sector List Race 2

Provisional



Hockenheimring, Length: 4574m

Air temperature: 31.86°C

Track temperature: 38.33°C

Weather condition: Dry

DMSB Reg. Nr.: DMSB 245/19

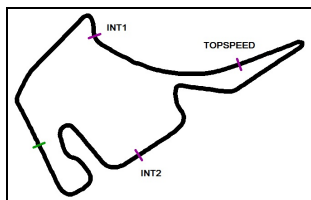
Sunday, September 15, 2019 15:40:00

Lap	Time	SE1	SP1	SE2	SP2	SE3	SP3	TSP	Lap	Time	SE1	SP1	SE2	SP2	SE3	SP3	TSP
2	Schrey, DEU / Jäger, AUT								theoretical besttime:								
1																	

3 Fischer, AUT / Hürtgen, DEU									theoretical besttime: 1:50.829								
1	2:03.971	32.987	131	54.164	165	36.820	180	235	17	1:51.192	24.578	139	51.245	175	35.369	179	237
2	2:04.264	24.618	139	52.611	136	47.035	159	241	18	1:51.838	24.473	139	51.400	174	35.965	181	238
3	2:20.048	28.963	121	1:01.086	131	49.999	98	157	19	1:52.181	24.963	138	51.634	172	35.584	182	237
4	2:10.079	31.778	139	55.914	155	42.387	119	164	20	1:52.043	24.990	141	51.599	173	35.454	180	237
5	2:04.773	30.098	141	57.577	164	37.098	181	172	21	1:51.750	24.812	141	51.461	173	35.477	182	239
6	1:51.901	24.786	139	51.333	171	35.782	181	238	22	1:51.649	24.777	140	51.120	174	35.752	181	240
7	1:51.598	24.603	139	51.358	171	35.637	181	238	23	1:51.566	24.793	139	51.441	173	35.332	182	237
8	1:51.213	24.570	140	51.088	173	35.555	181	238	24	1:52.080	24.852	139	51.631	172	35.597	181	238
9	1:51.952	24.625	139	51.915	170	35.412	183	241	25	1:52.058	24.804	140	51.645	173	35.609	181	238
10	1:51.083	24.482	139	51.313	173	35.288	182	235	26	1:52.972	25.298	141	51.609	173	36.065	159	240
11	1:51.179	24.494	139	51.417	170	35.268	183	242	27	1:53.296	25.751	140	51.671	173	35.874	182	237
12	1:51.553	24.493	139	51.224	174	35.836	181	242	28	1:56.254	24.910	140	52.499	142	38.845	174	238
13	1:51.460	24.634	140	51.476	173	35.350	182	241	29	2:14.552	27.457	137	55.208	91	51.887	99	207
14	1:51.478	24.602	140	51.434	171	35.442	180	240	30	2:18.267	30.369	132	1:01.365	94	46.533	181	148
15	1:56.837	24.992	138	51.463	172	40.382	49	240	31	1:55.064	25.343	138	52.595	171	37.126	180	238
16	3:19.859	1:53.029	138	51.508	173	35.322	182	236	32	1:53.407	25.242	140	51.897	172	36.268	181	239

5 Rindlisbacher, CHE / Stalidzane, DEU									theoretical besttime: 1:50.250								
1	2:00.879	31.149	126	53.331	170	36.399	180	234	17	1:50.966	24.991	140	50.836	171	35.139	180	236
2	1:59.368	25.080	135	51.755	172	42.533	156	236	18	1:52.246	24.974	140	51.167	174	36.105	177	238
3	2:21.149	30.377	135	1:00.692	114	50.080	86	148	19	1:51.347	24.659	139	51.210	173	35.478	179	235
4	2:09.994	30.387	141	56.366	166	43.241	143	203	20	1:51.221	24.780	139	50.862	172	35.579	180	235
5	2:07.553	29.032	141	58.028	110	40.493	180	143	21	1:51.336	24.714	140	51.154	172	35.468	180	238
6	1:51.862	24.794	139	51.546	172	35.522	181	237	22	1:51.163	24.757	140	51.103	172	35.303	181	235
7	1:51.620	24.443	138	51.730	173	35.447	182	238	23	1:51.174	24.747	138	51.138	171	35.289	179	235
8	1:50.564	24.398	139	50.967	172	35.199	181	238	24	1:51.007	24.678	140	51.117	173	35.212	179	236
9	1:50.332	24.275	140	50.865	174	35.192	182	239	25	1:51.142	24.732	140	51.022	173	35.388	180	236
10	1:50.729	24.376	137	51.134	173	35.219	181	238	26	1:51.156	24.797	140	51.085	172	35.274	180	236
11	1:50.839	24.545	140	50.988	173	35.306	179	238	27	1:51.232	24.783	141	51.107	172	35.342	180	235
12	1:50.867	24.477	140	51.059	173	35.331	183	238	28	1:53.687	24.796	140	51.546	171	37.345	177	235
13	1:51.106	24.429	141	51.288	172	35.389	181	239	29	2:28.259	25.605	140	1:11.688	127	50.966	153	127
14	1:55.198	24.642	141	50.885	173	39.671	60	236	30	2:22.866	30.489	106	1:03.708	110	48.669	177	193
15	3:20.910	1:54.435	137	51.281	172	35.194	180	234	31	1:51.677	24.692	138	51.125	173	35.860	180	235
16	1:50.706	24.606	138	50.910	173	35.190	175	234	32	1:51.720	24.683	139	51.221	171	35.816	178	237

6 Lungstrass, DEU / Beckhusen, DEU									theoretical besttime: 1:49.813								
1	1:58.321	30.468	137	52.055	170	35.798	179	235	17	3:23.771	1:55.905	136	51.750	165	36.116	175	233
2	1:55.817	24.746	138	51.077	170	39.994	157	236	18	1:51.360	24.805	138	51.032	172	35.523	179	234
3	2:23.261	32.393	120	1:01.345	114	49.523	108	182	19	1:51.734	24.546	138	51.683	172	35.505	179	236
4	2:10.615	28.974	134	58.154	137	43.487	157	201	20	1:52.547	24.683	138	52.229	171	35.635	180	235
5	2:08.966	28.735	128	58.358	131	41.873	180	199	21	1:51.712	24.730	134	51.518	173	35.464	179	234
6	1:51.256	24.808	136	51.047	173	35.401	180	235	22	1:52.528	24.952	132	52.004	171	35.572	181	235
7	1:50.264	24.332	140	50.870	173	35.062	180	237	23	1:51.772	24.652	138	51.341	172	35.779	177	237
8	1:50.394	24.414	140	50.851	174	35.129	181	236	24	1:51.212	24.744	137	51.036	171	35.432	178	236
9	1:50.293	24.661	140	50.648	172	34.984	182	236	25	1:51.562	24.805	137	51.165	172	35.592	179	236
10	1:49.910	24.429	140	50.569	173	34.912	180	237	26	1:51.728	24.707	138	51.489	172	35.532	180	234
11	1:50.123	24.362	140	50.663	173	35.098	181	236	27	1:51.883	24.784	138	51.372	168	35.727	178	234
12	1:50.793	24.712	140	50.904	173	35.177	181	235	28	1:55.533	24.784	136	51.515	153	39.234	173	234
13	1:50.430	24.558	141	50.822	172	35.050	182	236	29	2:24.474	26.054	136	1:07.464	98	50.956	135	131
14	1:50.972	24.699	139	50.971	172	35.302	181	235	30	2:21.774	29.964	126	1:03.281	116	48.529	178	198
15	1:50.864	24.626	141	51.109	173	35.129	181	234	31	1:53.132	25.544	138	51.936	170	35.652	178	232
16	1:56.848	24.826	140	51.044	169	40.978	60	238	32	1:52.539	24.711	138	52.012	170	35.816	175	236



ADAC GT4 Germany

Sector List Race 2

Provisional



Hockenheimring, Length: 4574m

Air temperature: 31.86°C

Track temperature: 38.33°C

Weather condition: Dry

DMSB Reg. Nr.: DMSB 245/19

Sunday, September 15, 2019 15:40:00

Lap	Time	SE1	SP1	SE2	SP2	SE3	SP3	TSP	Lap	Time	SE1	SP1	SE2	SP2	SE3	SP3	TSP
7 Zug, DEU / Piana, ITA									theoretical besttime: 1:49.870								
1	2:01.031	31.747	116	52.861	172	36.423	181	235	17	1:55.609	24.412	141	51.104	172	40.093	52	237
2	1:58.747	24.616	139	51.379	172	42.752	150	236	18	3:27.011	1:59.622	138	51.830	173	35.559	183	242
3	2:21.114	30.395	120	1:00.634	113	50.085	88	158	19	1:52.074	25.173	136	51.469	174	35.432	183	237
4	2:09.956	29.624	142	57.124	171	43.208	138	204	20	1:51.473	24.586	140	51.389	173	35.498	183	241
5	2:07.862	29.022	140	58.038	109	40.802	173	153	21	1:51.451	24.577	139	51.385	173	35.489	183	243
6	1:51.716	24.821	140	51.359	174	35.536	182	238	22	1:51.439	24.633	141	51.326	172	35.480	183	241
7	1:51.688	24.422	141	51.823	173	35.443	182	242	23	1:51.835	24.722	135	51.568	171	35.545	183	241
8	1:50.178	24.300	141	50.788	173	35.090	184	239	24	1:51.909	24.424	140	51.854	174	35.631	183	243
9	1:50.402	24.217	141	51.017	172	35.168	183	240	25	1:51.362	24.594	141	51.326	173	35.442	183	240
10	1:50.724	24.176	142	51.290	174	35.258	181	240	26	1:51.231	24.528	139	51.294	174	35.409	183	241
11	1:50.416	24.306	140	50.973	174	35.137	183	238	27	1:51.542	24.705	138	51.323	171	35.514	183	242
12	1:50.328	24.559	142	50.732	173	35.037	182	238	28	1:56.595	24.599	141	51.344	152	40.652	170	243
13	1:50.097	24.150	141	50.805	173	35.142	182	240	29	2:23.555	26.368	138	1:05.523	91	51.664	126	133
14	1:50.928	24.220	140	51.143	171	35.565	180	241	30	2:20.269	30.284	132	1:02.665	103	47.320	181	203
15	1:50.284	24.351	142	50.815	173	35.118	183	238	31	1:54.692	26.003	128	52.746	173	35.943	181	240
16	1:50.287	24.101	141	50.957	174	35.229	182	238	32	1:52.559	24.576	138	52.035	172	35.948	183	242

8 Ehret, DEU / Dauenhauer, DEU									theoretical besttime: 1:50.516								
1	2:01.694	31.575	121	53.696	171	36.423	180	235	17	1:51.655	25.017	136	51.289	173	35.349	180	236
2	1:59.122	24.977	138	51.820	172	42.325	159	236	18	1:51.312	24.419	139	51.482	171	35.411	180	237
3	2:21.055	30.344	140	1:00.687	121	50.024	91	148	19	1:51.166	24.415	136	51.196	174	35.555	180	237
4	2:10.310	30.813	140	56.593	170	42.904	142	194	20	1:52.057	25.087	139	51.350	173	35.620	180	238
5	2:06.981	29.333	136	57.533	120	40.115	181	177	21	1:51.076	24.378	139	51.141	172	35.557	177	238
6	1:52.450	25.239	138	51.378	173	35.833	182	239	22	1:51.117	24.560	139	51.051	172	35.506	182	238
7	1:51.215	24.636	139	51.076	174	35.503	181	237	23	1:51.411	24.463	140	51.402	171	35.546	180	239
8	1:51.168	24.580	140	51.137	173	35.451	182	239	24	1:51.477	24.417	137	51.280	172	35.780	180	240
9	1:50.751	24.314	139	50.936	173	35.501	181	240	25	1:51.240	24.583	138	51.165	173	35.492	180	240
10	1:50.557	24.321	138	50.870	174	35.366	182	238	26	1:51.211	24.408	140	51.143	171	35.660	180	240
11	1:50.956	24.477	139	51.112	173	35.367	182	239	27	1:51.896	24.531	140	51.460	171	35.905	180	240
12	1:50.603	24.297	140	50.932	174	35.374	180	240	28	1:54.217	24.613	138	51.349	173	38.255	159	238
13	1:51.377	24.493	139	51.412	167	35.472	182	240	29	2:24.380	26.554	139	1:05.430	91	52.396	113	120
14	1:56.699	24.434	141	51.134	170	41.131	53	240	30	2:19.350	29.622	133	1:02.444	101	47.284	177	185
15	3:22.870	1:55.557	138	51.713	172	35.600	180	237	31	1:53.463	25.414	131	52.180	169	35.869	180	240
16	1:52.140	24.512	137	52.038	173	35.590	180	238	32	1:52.901	24.826	139	51.695	167	36.380	180	240

11 Springob, DEU / Mayer, DEU									theoretical besttime: 1:49.381								
1	2:06.495	35.379	135	53.521	169	37.595	177	227	17	1:49.724	24.240	140	50.593	170	34.891	183	237
2	2:04.959	25.182	141	52.252	156	47.525	129	238	18	1:49.780	24.223	140	50.686	172	34.871	181	237
3	2:19.879	28.057	139	1:01.101	156	50.721	97	153	19	1:50.673	24.279	136	51.535	172	34.859	183	237
4	2:10.374	32.071	140	55.920	168	42.383	105	167	20	1:51.578	24.809	144	51.797	173	34.972	183	239
5	2:03.242	29.627	140	57.368	166	36.247	179	159	21	1:51.879	24.297	141	52.722	173	34.860	183	240
6	1:52.841	24.807	142	51.890	171	36.144	180	238	22	1:50.655	24.112	141	51.084	172	35.459	182	233
7	1:52.344	24.818	141	51.561	170	35.965	178	237	23	1:52.035	25.366	136	51.379	171	35.290	182	236
8	1:53.000	24.952	138	52.086	170	35.962	179	235	24	1:51.309	24.458	141	51.143	171	35.708	181	240
9	1:52.510	24.843	141	51.494	171	36.173	179	237	25	1:51.383	24.727	141	51.280	173	35.376	182	237
10	1:52.632	24.962	142	51.574	170	36.096	179	237	26	1:51.176	24.925	139	51.291	172	34.960	182	235
11	1:52.213	24.755	143	51.273	171	36.185	179	237	27	1:50.629	24.556	141	51.001	172	35.072	183	236
12	1:52.555	25.233	141	51.511	170	35.811	181	235	28	1:54.482	24.352	140	51.638	162	38.492	176	237
13	1:57.356	25.148	141	51.618	171	40.590	57	235	29	2:18.549	26.173	138	1:00.232	98	52.144	114	171
14	3:21.079	1:54.942	141	51.167	171	34.970	183	235	30	2:19.064	30.220	136	1:01.879	103	46.965	180	176
15	1:49.416	24.147	141	50.543	174	34.726	183	238	31	1:54.537	25.805	134	52.655	170	36.077	180	240
16	1:49.830	24.245	141	50.627	173	34.958	182	239	32	1:52.458	24.554	139	51.952	169	35.952	180	239

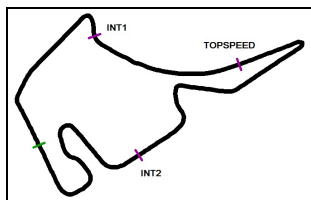
14 Grotstollen, DEU / Braun, DEU									theoretical besttime: 1:50.777								
1	2:05.123	33.936	126	53.992	169	37.195	178	231	17	1:53.347	24.869	132	52.032	170	36.446	179	236
2	2:04.543	24.816	139	51.928	155	47.799	152	239	18	1:52.178	24.755	132	51.649	170	35.774	181	236
3	2:19.838	28.419	126	1:01.030	139	50.389	96	144	19	1:52.090	24.720	133	51.511	171	35.859	180	236
4	2:10.192	31.717	138	55.917	170	42.558	116	160	20	1:51.815	24.797	140	51.243	171	35.775	181	238
5	2:04.288	30.212	138	57.060	163	37.016	181	157	21	1:52.640	25.127	136	51.338	172	36.175	180	238
6	1:54.270	24.806	129	53.030	155	36.434	182	238	22	1:52.976	25.042	130	52.006	166	35.928	180	238
7	2:03.213	35.197	109	52.753	173	35.263	181	231	23	1:53.740	24.982	134	53.034	170	35.724	180	237
8	1:51.541	24.731	143	51.150	170	35.660	182	238	24	1:53.618	25.453	137	52.241	159	35.924	180	238

ver: 1.0

www.adac.de/motorsport

Page 2 / 7 printed: 15.9.2019 16:54





ADAC GT4 Germany

Sector List Race 2

Provisional



Hockenheimring, Length: 4574m

Air temperature: 31.86°C

Track temperature: 38.33°C

Weather condition: Dry

DMSB Reg. Nr.: DMSB 245/19

Sunday, September 15, 2019 15:40:00

Lap	Time	SE1	SP1	SE2	SP2	SE3	SP3	TSP	Lap	Time	SE1	SP1	SE2	SP2	SE3	SP3	TSP
9	1:51.492	24.810	144	51.362	173	35.320	181	238	25	1:52.673	24.825	142	52.096	171	35.752	181	240
10	1:51.764	25.011	145	51.296	171	35.457	181	238	26	1:52.979	25.056	142	51.792	166	36.131	180	238
11	1:50.895	24.492	144	51.022	173	35.381	180	238	27	1:53.185	25.143	139	51.790	170	36.252	180	237
12	1:51.544	24.602	143	51.374	173	35.568	180	240	28	2:10.281	24.992	141	1:04.193	123	41.096	176	226
13	1:51.704	24.808	143	51.152	171	35.744	180	240	29	1:59.222	26.791	124	54.841	168	37.590	180	195
14	1:57.620	25.143	141	51.528	172	40.949	54	238	30	1:54.558	25.412	139	52.279	169	36.867	178	239
15	3:23.700	1:54.733	135	52.677	160	36.290	180	237	31	1:55.886	25.660	134	53.527	166	36.699	180	240
16	1:53.713	24.684	133	51.466	164	37.563	176	236	32	1:55.502	26.612	127	52.438	169	36.452	181	242

15 Kovac, CRO / Tekaat, DEU

theoretical besttime: 1:50.423

1	2:02.402	32.284	133	53.622	169	36.496	179	230	17	1:50.969	24.487	140	51.068	175	35.414	180	238
2	2:03.929	25.018	138	53.272	164	45.639	166	241	18	1:57.052	24.987	139	51.234	173	40.831	57	237
3	2:20.233	29.776	124	1:01.073	132	49.384	111	163	19	3:34.028	2:01.220	113	54.768	162	38.040	177	232
4	2:10.071	30.836	139	57.280	166	41.955	126	177	20	1:57.036	26.207	126	53.836	162	36.993	175	238
5	2:05.419	29.640	136	58.344	167	37.435	177	164	21	1:57.580	25.749	122	54.492	167	37.339	175	235
6	1:52.212	24.522	138	52.142	170	35.548	180	238	22	1:56.092	25.571	126	53.433	169	37.088	176	237
7	1:51.470	24.558	138	51.520	171	35.392	180	240	23	1:58.083	26.778	120	54.146	165	37.159	176	236
8	1:50.855	24.247	139	51.328	172	35.280	183	240	24	1:59.514	26.794	123	54.425	164	38.295	173	236
9	1:51.324	24.474	139	51.340	173	35.510	181	240	25	1:57.143	26.667	124	53.127	168	37.349	178	235
10	1:50.659	24.455	139	50.980	174	35.224	182	239	26	1:55.295	25.520	130	52.794	168	36.981	177	235
11	1:51.054	24.266	140	51.131	173	35.657	180	240	27	1:57.610	25.848	128	53.993	157	37.769	177	235
12	1:50.820	24.265	140	51.326	173	35.229	182	243	28	2:09.284	34.445	108	56.559	166	38.280	174	200
13	1:51.483	24.808	140	51.227	173	35.448	182	241	29	1:58.444	26.519	129	53.915	164	38.010	175	235
14	1:50.852	24.495	139	50.952	173	35.405	181	239	30	1:57.373	25.868	133	53.759	167	37.746	175	235
15	1:51.532	24.683	140	51.150	174	35.699	181	240	31	1:57.918	25.778	126	54.378	166	37.762	172	233
16	1:51.011	24.413	139	51.233	172	35.365	181	240	32	1:58.076	26.521	131	53.536	167	38.019	174	234

17 Hadergasser, DEU / Still, DEU

theoretical besttime: 1:50.418

1	2:02.101	30.037	137	55.465	167	36.599	178	234	12	1:50.802	24.339	137	51.403	171	35.060	178	236
2	1:59.556	24.727	137	52.539	168	42.290	173	235	13	1:51.327	24.376	139	51.801	169	35.150	178	236
3	2:20.933	30.116	138	1:00.632	123	50.185	97	150	14	1:50.418	24.251	139	51.197	171	34.970	180	236
4	2:10.380	30.981	139	56.404	165	42.995	141	178	15	1:51.215	24.494	139	51.378	170	35.343	180	237
5	2:06.755	29.624	137	57.376	126	39.755	178	181	16	1:51.412	24.478	139	51.716	172	35.218	178	224
6	1:52.156	24.896	139	51.595	169	35.665	179	237	17	1:55.723	24.422	140	51.340	171	39.961	53	234
7	1:51.721	24.578	140	51.687	171	35.456	179	236	18	3:26.616	1:55.590	134	53.246	169	37.780	170	233
8	1:51.916	24.468	139	51.780	167	35.668	180	237	19	1:57.791	26.608	131	53.691	167	37.492	174	231
9	1:51.538	24.338	139	52.006	170	35.194	180	238	20	1:55.763	25.619	138	52.595	166	37.549	174	234
10	1:50.838	24.420	138	51.298	171	35.120	178	236	21	4:32.397	2:23.579	112	1:12.393	115	56.425	53	164
11	1:51.197	24.377	140	51.581	169	35.239	178	236									

18 Mies, DEU / Ortmann, DEU

theoretical besttime: 1:50.295

1	2:00.522	30.874	129	53.412	167	36.236	179	231	17	1:51.382	24.475	141	51.653	172	35.254	180	232
2	1:56.901	24.472	141	51.466	171	40.963	156	239	18	1:51.388	24.731	139	51.219	174	35.438	178	233
3	2:22.199	31.581	108	1:00.882	120	49.736	100	150	19	1:52.474	25.523	139	51.536	173	35.415	177	232
4	2:10.456	29.979	140	57.436	164	43.041	125	192	20	1:51.303	24.620	140	51.224	173	35.459	177	232
5	2:08.189	28.936	141	58.263	118	40.990	182	199	21	1:51.311	24.680	141	51.346	173	35.285	181	232
6	1:51.751	24.957	141	51.416	172	35.378	182	240	22	1:51.638	24.525	140	51.650	169	35.463	181	233
7	1:51.263	24.476	141	51.624	173	35.163	181	238	23	1:51.498	24.653	140	51.534	172	35.311	181	234
8	1:50.337	24.181	140	51.188	173	34.968	182	235	24	1:51.734	24.634	140	51.641	171	35.459	180	232
9	1:50.492	24.237	141	51.147	172	35.108	182	235	25	1:51.326	24.787	141	51.352	173	35.187	182	234
10	1:50.747	24.344	141	51.378	173	35.025	181	235	26	1:51.632	24.794	140	51.629	173	35.209	181	233
11	1:50.584	24.250	141	51.146	172	35.188	180	234	27	1:51.424	24.755	139	51.388	173	35.281	181	233
12	1:51.844	24.736	140	51.655	172	35.453	180	233	28	1:55.924	24.788	140	51.532	170	39.604	165	233
13	1:55.720	24.405	141	51.299	171	40.016	59	233	29	2:24.134	26.138	140	1:06.757	91	51.239	122	132
14	3:21.759	1:55.095	139	51.611	171	35.053	180	229	30	2:21.090	30.171	128	1:02.909	119	48.010	179	185
15	1:51.076	24.574	140	51.235	170	35.267	181	233	31	1:53.443	25.568	142	52.117	172	35.758	178	229
16	1:50.732	24.573	138	51.189	174	34.970	182	232	32	1:53.780	24.732	141	52.774	169	36.274	177	236



ADAC GT4 Germany

Sector List Race 2

Provisional



Hockenheimring, Length: 4574m

Air temperature: 31.86°C

Track temperature: 38.33°C

Weather condition: Dry

DMSB Reg. Nr.: DMSB 245/19

Sunday, September 15, 2019 15:40:00

Lap	Time	SE1	SP1	SE2	SP2	SE3	SP3	TSP	Lap	Time	SE1	SP1	SE2	SP2	SE3	SP3	TSP
19 Konnerth, DEU / Fübriich, DEU									theoretical besttime: 1:50.490								
1	2:02.526	31.850	126	54.755	167	35.921	180	214	17	1:52.630	25.090	137	52.006	170	35.534	179	231
2	2:00.879	24.577	139	52.717	146	43.585	153	235	18	1:53.152	24.776	138	52.222	171	36.154	172	231
3	2:20.591	30.062	139	1:00.566	155	49.963	96	181	19	1:53.554	25.515	136	52.384	172	35.655	179	230
4	2:10.996	31.482	129	56.383	170	43.131	129	158	20	1:54.195	25.432	139	53.227	173	35.536	180	231
5	2:05.732	28.928	140	58.355	172	38.449	180	184	21	1:52.480	24.832	138	51.964	171	35.684	175	232
6	1:51.456	24.944	140	51.216	173	35.296	180	234	22	1:52.947	25.169	141	51.976	170	35.802	180	232
7	1:51.583	24.475	141	51.618	174	35.490	180	234	23	1:52.705	24.861	141	52.143	171	35.701	179	231
8	1:51.143	24.533	142	51.564	171	35.046	181	233	24	1:52.855	24.944	140	52.041	171	35.870	180	233
9	1:50.947	24.511	138	51.295	173	35.141	178	232	25	1:52.580	24.827	139	51.986	172	35.767	180	232
10	1:50.656	24.432	141	51.143	173	35.081	181	233	26	1:53.097	24.858	138	52.198	172	36.041	180	232
11	1:50.677	24.511	141	51.232	173	34.934	182	233	27	1:52.895	25.134	141	52.008	171	35.753	179	232
12	1:50.602	24.453	140	51.145	174	35.004	181	233	28	1:56.038	25.371	137	52.488	171	38.179	177	233
13	1:50.932	24.413	140	51.345	173	35.174	181	232	29	2:10.282	25.768	137	52.965	126	51.549	108	231
14	1:51.138	24.462	140	51.393	173	35.283	179	232	30	2:17.904	30.388	140	1:01.026	135	46.490	172	142
15	1:56.656	25.162	135	51.971	173	39.523	56	233	31	1:59.362	27.430	132	55.324	167	36.608	176	230
16	3:23.699	1:54.925	128	52.936	164	35.838	179	227	32	1:53.479	25.301	137	52.092	171	36.086	179	231

21 Kieffer, LUX / Schöll, AUT									theoretical besttime: 1:50.620								
1	2:04.620	32.861	133	54.991	164	36.768	178	230	17	1:58.237	24.684	139	51.508	169	42.045	57	236
2	2:04.367	24.355	138	52.282	168	47.730	159	238	18	3:23.965	1:56.002	138	51.871	167	36.092	176	235
3	2:19.972	28.742	120	1:00.951	129	50.279	94	148	19	1:52.868	24.734	139	52.071	170	36.063	179	235
4	2:10.075	31.621	133	55.878	157	42.576	119	161	20	1:53.073	25.183	137	52.278	170	35.612	177	236
5	2:04.657	30.130	138	57.362	159	37.165	178	157	21	1:54.201	26.627	140	52.031	171	35.543	177	236
6	1:53.577	25.007	138	52.637	165	35.933	179	236	22	1:52.436	24.909	139	51.668	170	35.859	177	237
7	1:50.889	24.529	139	51.185	170	35.175	180	237	23	1:52.945	25.413	137	51.661	168	35.871	177	237
8	1:51.242	24.566	140	51.534	170	35.142	180	237	24	1:52.870	25.363	139	51.715	168	35.792	177	236
9	1:51.417	24.499	139	51.360	170	35.558	179	237	25	1:52.385	25.158	137	51.638	169	35.589	178	236
10	1:51.597	24.306	139	51.787	169	35.504	179	238	26	1:52.444	24.810	138	51.928	168	35.706	178	236
11	1:51.525	24.504	140	51.706	170	35.315	177	238	27	1:53.198	24.818	138	51.847	169	36.533	177	235
12	1:52.215	24.759	140	52.028	169	35.428	178	236	28	1:53.372	24.904	139	53.101	166	37.367	178	236
13	1:51.598	24.653	138	51.599	170	35.346	180	236	29	2:04.502	25.490	140	53.024	166	45.988	113	236
14	1:51.053	24.293	139	51.516	169	35.244	180	236	30	2:16.565	31.424	138	1:00.179	143	44.962	176	172
15	1:51.911	24.785	138	51.650	170	35.476	178	237	31	1:57.567	27.097	128	54.284	164	36.186	178	235
16	1:52.070	24.807	139	51.655	170	35.608	175	237	32	1:52.336	24.808	139	51.600	170	35.928	178	236

22 Kasperlik, DEU / Kern, DEU									theoretical besttime:								
1	28.715	139	52.602	168				238									

23 Kraihamer, AUT / Kofler, AUT									theoretical besttime: 1:50.149								
1	1:58.698	29.843	136	52.855	165	36.000	174	224	15	1:51.124	24.604	138	51.719	168	34.801	177	224
2	1:56.684	24.829	137	51.921	165	39.934	144	224	16	1:50.609	24.320	136	51.649	169	34.640	177	223
3	2:22.663	32.250	119	1:01.138	123	49.275	106	164	17	1:50.478	24.322	137	51.532	169	34.624	177	223
4	2:10.858	29.841	130	57.408	155	43.609	141	200	18	1:55.122	24.352	138	51.842	168	38.928	57	224
5	2:08.267	28.634	120	58.146	119	41.487	177	206	19	3:22.359	1:54.936	136	52.315	167	35.108	174	220
6	1:51.339	24.620	136	51.775	166	34.944	177	225	20	1:53.871	24.773	138	53.379	165	35.719	175	222
7	1:50.743	24.430	137	51.557	169	34.756	175	223	21	1:52.300	24.804	137	52.027	167	35.469	176	223
8	1:50.407	24.322	139	51.592	168	34.493	178	223	22	1:52.026	24.659	138	52.069	167	35.298	175	222
9	1:50.557	24.467	139	51.435	168	34.655	176	224	23	1:51.606	24.529	137	52.053	167	35.024	176	224
10	1:50.309	24.323	138	51.573	168	34.413	177	223	24	1:52.743	24.982	136	52.568	166	35.193	176	224
11	1:50.400	24.301	138	51.464	168	34.635	176	223	25	1:52.768	24.842	138	52.461	166	35.465	175	225
12	1:50.664	24.355	138	51.741	168	34.568	177	223	26	1:51.934	24.760	138	51.975	167	35.199	175	224
13	1:50.836	24.426	139	51.592	168	34.818	177	223	27		24.558	136	52.234	162			224
14	1:53.009	24.333	138	53.236	163	35.440	177	223									

24 Siljehaug, NOR / Angermayr, AUT									theoretical besttime: 1:49.997								
1	2:01.377	31.953	133	52.838	167	36.586	175	224	17	1:50.879	24.717	136	51.760	169	34.402	179	223
2	2:01.295	24.968	136	53.276	154	43.051	157	225	18	1:49.997	24.221	138	51.426	170	34.350	179	224
3	2:20.608	29.867	133	1:00.658	136	50.083	92	160	19	1:52.759	24.855	135	51.918	170	35.986	174	224
4	2:10.457	31.233	133	56.452	159	42.772	137	177	20	1:52.334	25.012	139	52.396	169	34.926	178	226
5	2:06.757	29.700	129	58.026	157	39.031	175	180	21	1:50.880	24.612	139	51.660	169	34.608	179	225
6	1:52.848	24.950	137	52.589	168	35.309	177	227	22	1:51.660	24.503	139	51.810	169	35.347	176	222



ADAC GT4 Germany

Sector List Race 2

Provisional



Hockenheimring, Length: 4574m

Air temperature: 31.86°C

Track temperature: 38.33°C

Weather condition: Dry

DMSB Reg. Nr.: DMSB 245/19

Sunday, September 15, 2019 15:40:00

Lap	Time	SE1	SP1	SE2	SP2	SE3	SP3	TSP	Lap	Time	SE1	SP1	SE2	SP2	SE3	SP3	TSP
7	1:51.492	24.648	138	51.761	170	35.083	177	226	23	1:52.288	25.294	140	51.671	167	35.323	175	226
8	1:52.131	24.577	139	52.091	167	35.463	177	225	24	1:51.090	24.840	139	51.613	170	34.637	179	225
9	1:52.127	24.662	137	52.153	169	35.312	177	225	25	1:52.453	24.784	140	51.848	169	35.821	177	225
10	1:52.089	24.640	138	52.235	168	35.214	175	224	26	1:51.271	24.675	139	51.566	170	35.030	176	225
11	1:52.332	24.653	138	52.453	168	35.226	175	225	27	1:51.088	24.569	139	51.831	168	34.688	179	224
12	1:52.899	24.855	138	52.632	168	35.412	175	224	28	1:57.151	24.566	137	53.127	130	39.458	147	224
13	1:57.008	24.729	138	52.165	168	40.114	55	224	29	2:15.418	27.206	132	55.743	97	52.469	101	213
14	3:22.399	1:55.679	136	51.685	169	35.035	176	224	30	2:18.141	29.733	133	1:01.763	100	46.645	179	155
15	1:50.276	24.255	137	51.551	170	34.470	178	223	31	1:58.493	25.752	124	53.081	168	39.660	176	225
16	1:50.687	24.376	139	51.504	170	34.807	178	223	32	1:52.587	24.835	138	51.972	169	35.780	175	225

33 Benyahia, MAR / Fagg, GBR

theoretical besttime: 1:50.725

1	2:03.020	32.448	132	54.322	165	36.250	180	236	10	2:20.560	25.218	133	1:13.383	135	41.959	56	199
2	2:01.689	24.801	142	52.395	148	44.493	158	243	11	2:47.181	1:20.425	142	51.267	170	35.489	179	236
3	2:20.343	29.709	136	1:01.389	145	49.245	100	171	12	1:50.972	24.417	143	51.165	167	35.390	180	236
4	2:10.597	31.411	134	56.935	164	42.251	132	168	13	1:51.081	24.423	142	51.390	169	35.268	179	236
5	2:05.467	29.236	137	58.359	168	37.872	180	180	14	1:55.638	24.547	142	51.256	169	39.835	50	237
6	1:51.923	24.952	142	51.561	170	35.410	180	242	15	3:23.976	1:56.519	138	51.722	169	35.735	179	237
7	1:51.265	24.292	143	51.544	171	35.429	181	242	16	1:51.420	24.730	141	51.275	170	35.415	178	236
8	1:51.805	24.609	143	51.619	170	35.577	180	242	17	1:58.842	24.573	139	53.059	162	41.210	57	224
9	1:51.477	24.446	143	51.511	170	35.520	180	242									

36 Suabo, DEU / Dienst, DEU

theoretical besttime: 1:49.318

1	1:55.693	29.235	139	51.335	171	35.123	181	234	17	1:54.394	24.314	142	50.844	173	39.236	58	238
2	1:57.668	24.469	140	51.006	172	42.193	138	237	18	3:22.786	1:54.456	140	51.636	172	36.694	177	237
3	2:22.574	31.570	117	1:01.930	122	49.074	136	213	19	1:56.453	26.090	124	53.838	170	36.525	180	233
4	2:11.258	29.232	119	58.571	124	43.455	146	218	20	1:54.425	25.732	142	52.153	171	36.540	178	237
5	2:08.843	28.551	117	58.621	131	41.671	182	228	21	1:52.752	24.921	143	51.496	171	36.335	179	238
6	1:49.954	24.345	140	50.769	172	34.840	183	239	22	1:53.673	25.024	138	51.802	169	36.847	181	237
7	1:49.692	24.182	141	50.527	172	34.983	182	241	23	1:55.915	25.718	132	53.571	170	36.626	179	238
8	1:49.608	24.339	142	50.537	172	34.732	183	236	24	1:52.814	24.926	142	51.622	171	36.266	179	238
9	1:49.464	24.275	142	50.506	173	34.683	183	236	25	1:52.650	24.931	143	51.540	171	36.179	180	238
10	1:54.351	24.440	142	50.634	174	39.277	58	237	26	1:53.353	25.202	141	51.656	170	36.495	176	237
11	2:01.903	36.445	141	50.606	173	34.852	183	243	27	1:53.543	25.269	142	51.663	171	36.611	181	237
12	1:49.561	24.350	141	50.581	173	34.630	183	239	28	1:55.850	24.970	137	52.537	171	38.343	178	236
13	1:49.670	24.271	141	50.661	173	34.738	183	240	29	2:10.167	25.605	131	53.253	128	51.309	103	236
14	1:49.693	24.295	141	50.595	174	34.803	182	239	30	2:18.638	30.634	133	1:01.122	154	46.882	172	156
15	1:50.240	24.861	140	50.664	173	34.715	182	237	31	2:00.042	27.061	132	54.740	164	38.241	178	236
16	1:49.898	24.328	142	50.674	173	34.896	179	238	32	1:53.919	25.459	137	51.896	171	36.564	180	237

48 Trefz, DEU / Haber, AUS

theoretical besttime: 1:50.181

1	2:00.058	31.357	121	52.778	166	35.923	178	232	17	1:51.069	24.498	138	51.347	168	35.224	180	233
2	1:55.962	24.506	138	51.657	168	39.799	139	237	18	1:51.040	24.560	140	51.128	171	35.352	177	234
3	2:22.680	32.185	115	1:00.937	120	49.558	113	167	19	1:50.754	24.477	139	51.051	169	35.226	180	234
4	2:10.732	29.681	141	57.560	163	43.491	131	209	20	1:50.861	24.640	139	51.049	171	35.172	177	233
5	2:08.536	28.489	137	58.300	116	41.747	178	199	21	1:51.004	24.665	139	51.158	169	35.181	180	234
6	1:51.677	24.920	138	51.421	171	35.336	180	236	22	1:50.884	24.564	139	51.163	170	35.157	180	234
7	1:50.670	24.386	141	51.133	171	35.151	180	237	23	1:50.730	24.460	138	51.068	170	35.202	181	234
8	1:50.710	24.308	142	51.187	169	35.215	180	237	24	1:51.050	24.610	139	51.164	170	35.276	179	235
9	1:50.292	24.347	142	50.897	171	35.048	181	237	25	1:51.269	24.580	139	51.263	168	35.426	178	235
10	1:50.383	24.350	141	50.921	171	35.112	180	237	26	1:52.066	24.750	139	51.910	170	35.406	180	235
11	1:50.245	24.274	140	50.961	171	35.010	180	236	27	1:51.191	24.577	140	51.249	169	35.365	179	234
12	1:50.774	24.334	141	51.120	171	35.320	179	236	28	1:53.889	24.724	139	51.210	167	37.955	173	234
13	1:50.475	24.417	141	50.942	170	35.116	180	236	29	2:33.539	29.613	109	1:12.485	142	51.441	152	136
14	1:55.026	24.504	141	51.508	168	39.014	58	236	30	2:23.091	30.898	105	1:03.615	103	48.578	178	198
15	3:19.903	1:53.487	138	51.392	171	35.024	180	232	31	1:51.710	24.639	139	51.385	168	35.686	178	233
16	1:51.135	24.655	138	51.192	171	35.288	180	234	32	1:51.896	24.721	139	51.491	170	35.684	179	234



ADAC GT4 Germany

Sector List Race 2

Provisional



Hockenheimring, Length: 4574m

Air temperature: 31.86°C

Track temperature: 38.33°C

Weather condition: Dry

DMSB Reg. Nr.: DMSB 245/19

Sunday, September 15, 2019 15:40:00

Lap	Time	SE1	SP1	SE2	SP2	SE3	SP3	TSP	Lap	Time	SE1	SP1	SE2	SP2	SE3	SP3	TSP
55 Danner, DEU / Laber, DEU									theoretical besttime: 1:51.596								
1	2:07.694	36.242	140	53.516	168	37.936	174	229	17	1:52.303	25.083	139	51.512	168	35.708	176	239
2	2:05.189	25.154	141	52.326	163	47.709	133	240	18	1:52.223	24.909	139	51.488	170	35.826	179	238
3	2:19.814	27.903	138	1:01.818	162	50.093	105	147	19	1:52.167	24.982	138	51.501	169	35.684	178	237
4	2:10.261	31.968	140	56.297	165	41.996	102	174	20	1:52.377	25.083	138	51.616	164	35.678	177	237
5	2:03.743	29.581	142	57.276	169	36.886	177	160	21	1:51.741	24.763	141	51.229	170	35.749	180	239
6	1:54.039	25.948	143	51.808	170	36.283	180	239	22	1:53.126	24.769	140	51.621	171	36.736	177	240
7	1:52.374	24.739	141	51.485	168	36.150	179	241	23	1:53.312	25.507	134	51.878	168	35.927	177	238
8	1:52.923	24.792	141	51.846	164	36.285	180	242	24	1:52.474	24.970	139	51.510	168	35.994	177	239
9	1:52.127	24.689	141	51.418	170	36.020	177	242	25	1:52.102	24.821	140	51.424	169	35.857	177	239
10	1:52.874	24.868	137	51.734	168	36.272	179	240	26	1:52.023	24.946	137	51.312	169	35.765	177	239
11	1:52.687	24.812	141	51.706	166	36.169	177	241	27	1:55.606	25.263	132	52.014	166	38.329	177	237
12	1:52.849	24.846	141	51.705	171	36.298	179	241	28	2:11.761	25.110	138	1:05.718	118	40.933	171	235
13	1:59.675	24.791	142	51.454	169	43.430	46	241	29	1:59.060	26.522	136	55.350	148	37.188	177	192
14	3:23.343	1:55.823	138	51.686	170	35.834	179	242	30	1:55.144	25.332	141	52.877	169	36.935	178	206
15	1:52.664	25.081	140	51.757	170	35.826	177	239	31	2:01.424	25.491	138	59.356	170	36.577	181	242
16	1:51.977	24.704	140	51.328	169	35.945	179	241	32	1:54.173	25.660	138	51.895	170	36.618	183	248

59 Martin-Dye, GBR / Jöns, DEU									theoretical besttime: 1:50.847								
1	2:03.504	33.520	139	53.851	164	36.133	176	235	17	4:08.520	2:40.725	139	51.945	165	35.850	177	231
2	2:04.157	24.684	137	52.692	155	46.781	163	237	18	1:52.037	24.840	141	51.658	168	35.539	178	232
3	2:20.023	28.869	128	1:01.371	134	49.783	99	152	19	1:52.226	24.966	139	51.639	168	35.621	177	231
4	2:09.842	31.858	138	55.976	159	42.008	122	176	20	1:51.844	24.832	139	51.536	169	35.476	178	233
5	2:05.258	30.274	138	57.782	160	37.202	176	172	21	1:52.133	24.727	131	51.794	169	35.612	177	232
6	1:51.865	24.538	138	51.696	168	35.631	178	234	22	1:52.169	24.752	140	51.661	168	35.756	178	233
7	1:51.489	24.505	140	51.475	165	35.509	178	240	23	1:52.335	24.987	139	51.590	167	35.758	179	233
8	1:51.246	24.366	141	51.217	170	35.663	178	238	24	1:51.752	24.816	141	51.591	169	35.345	180	233
9	1:51.348	24.543	139	51.419	169	35.386	177	233	25	1:51.728	24.747	141	51.476	171	35.505	178	235
10	1:51.245	24.633	140	51.201	169	35.411	177	236	26	1:51.786	24.706	142	51.497	169	35.583	177	235
11	1:51.564	24.555	139	51.365	167	35.644	178	234	27	1:53.055	24.819	141	51.735	166	36.501	178	236
12	1:51.775	24.493	140	51.458	170	35.824	177	235	28	2:09.654	35.134	106	56.251	163	38.269	172	218
13	1:51.192	24.556	139	51.356	168	35.280	174	235	29	1:58.224	26.797	135	53.408	165	38.019	173	230
14	1:51.702	24.693	140	51.531	164	35.478	177	236	30	1:57.219	26.467	140	53.107	166	37.645	177	231
15	1:51.984	24.794	139	51.660	169	35.530	172	233	31	1:54.225	25.903	141	52.182	167	36.140	177	235
16	1:58.088	24.860	140	52.259	165	40.969	53	236	32	1:52.367	24.780	141	51.725	169	35.862	177	233

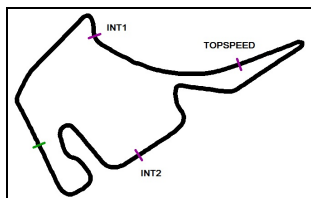
66 Dziwok, POL / Halek, AUT									theoretical besttime: 1:51.967								
1	2:06.113	33.318	130	54.344	159	38.451	173	231	17	3:27.515	1:55.493	137	53.664	150	38.358	174	231
2	2:06.072	25.174	136	53.080	152	47.818	130	231	18	1:53.519	25.183	137	52.037	167	36.299	174	234
3	2:19.785	27.948	134	1:01.406	160	50.431	94	152	19	1:53.527	25.256	139	52.011	167	36.260	174	233
4	2:10.287	32.077	134	55.899	166	42.311	102	190	20	1:53.145	25.038	136	51.980	167	36.127	177	232
5	2:03.258	29.863	137	56.951	164	36.444	176	160	21	1:52.949	25.030	138	51.687	167	36.232	177	233
6	1:53.324	25.021	138	52.294	167	36.009	175	232	22	1:53.127	24.918	138	51.980	165	36.229	175	234
7	1:53.302	25.023	132	52.406	167	35.873	175	231	23	1:52.766	24.877	138	51.684	167	36.205	177	234
8	1:52.686	24.824	137	52.001	163	35.861	176	232	24	1:55.377	24.848	139	53.873	165	36.656	176	234
9	1:52.384	24.781	138	51.925	168	35.678	176	232	25	1:53.309	25.313	135	52.082	167	35.914	177	232
10	1:52.384	24.735	138	51.961	167	35.688	176	232	26	1:54.448	24.676	137	52.719	163	37.053	175	233
11	1:52.370	24.840	138	51.923	168	35.607	177	232	27	1:54.745	25.098	136	52.345	167	37.302	176	232
12	1:52.663	24.950	137	52.031	167	35.682	176	232	28	2:01.526	24.965	136	55.124	126	41.437	173	230
13	1:52.654	24.941	137	51.938	167	35.775	176	232	29	1:59.753	26.262	126	55.600	165	37.891	174	195
14	1:53.168	24.768	136	52.364	168	36.036	176	231	30	1:54.960	25.958	137	52.337	166	36.665	177	232
15	1:52.960	24.798	136	52.386	169	35.776	176	231	31	1:55.184	24.973	139	52.922	165	37.289	177	235
16	1:58.710	25.133	135	52.195	169	41.382	59	230	32	1:54.905	25.470	125	53.359	167	36.076	176	228

69 Dörr, DEU / Trebing, USA									theoretical besttime: 1:50.479								
1	2:05.460	34.403	136	53.955	167	37.102	179	236	17	1:51.210	24.516	143	51.241	167	35.453	183	240
2	2:05.095	24.671	143	52.545	131	47.879	146	243	18	1:51.191	24.493	140	51.225	169	35.473	183	242
3	2:19.749	28.106	135	1:01.323	142	50.320	106	142	19	1:52.975	25.524	139	51.675	168	35.776	181	241
4	2:10.520	31.988	144	55.792	170	42.740	107	149	20	1:51.745	25.096	140	51.051	169	35.598	180	241
5	2:03.431	29.949	138	56.803	170	36.679	182	167	21	1:51.474	24.561	140	51.208	171	35.705	183	242
6	1:52.667	24.775	145	52.133	164	35.759	180	243	22	1:51.464	24.423	143	51.272	171	35.769	184	244
7	1:50.866	24.494	142	50.924	171	35.448	181	242	23	1:52.009	25.169	139	51.152	171	35.688	181	243
8	1:50.619	24.503	140	50.759	171	35.357	183	241	24	1:51.339	24.448	143	51.250	169	35.641	184	243

ver: 1.0

www.adac.de/motorsport

Page 6/ 7 printed: 15.9.2019 16:54



ADAC GT4 Germany

Sector List Race 2

Provisional



Hockenheimring, Length: 4574m

Air temperature: 31.86°C

Track temperature: 38.33°C

Weather condition: Dry

DMSB Reg. Nr.: DMSB 245/19

Sunday, September 15, 2019 15:40:00

Lap	Time	SE1	SP1	SE2	SP2	SE3	SP3	TSP	Lap	Time	SE1	SP1	SE2	SP2	SE3	SP3	TSP
9	1:51.877	24.430	140	51.823	165	35.624	180	246	25	1:52.720	24.560	141	52.335	168	35.825	183	245
10	1:51.777	24.500	142	51.822	171	35.455	180	243	26	1:52.179	24.588	142	51.567	167	36.024	180	241
11	1:51.203	24.454	143	51.297	173	35.452	180	245	27	1:53.328	25.765	141	51.562	170	36.001	184	243
12	1:51.154	24.535	142	50.881	171	35.738	180	242	28	1:56.649	24.657	142	52.990	151	39.002	173	241
13	1:51.438	24.363	143	51.178	171	35.897	180	242	29	2:14.626	27.410	137	55.217	96	51.999	106	202
14	1:56.310	24.657	142	51.202	165	40.451	57	243	30	2:17.540	30.235	138	1:01.087	99	46.218	181	156
15	3:21.421	1:54.303	142	51.437	169	35.681	180	240	31	1:53.269	25.555	138	51.659	169	36.055	183	242
16	1:51.128	24.428	141	51.185	168	35.515	180	241	32	1:52.808	24.821	140	51.653	171	36.334	181	243

77 Wankmüller, DEU / Heinemann, DEU

theoretical besttime: 1:49.915

1	1:55.229	28.851	140	51.471	172	34.907	181	236	5	2:09.032	28.796	120	58.146	147	42.090	180	231
2	1:57.344	24.316	141	51.113	172	41.915	128	235	6	1:49.915	24.229	140	50.810	173	34.876	181	234
3	2:22.487	31.847	120	1:01.813	142	48.827	121	209	7		24.284	141					236
4	2:11.563	29.640	120	58.276	137	43.647	147	225									

94 von der Laden, DEU / Valente, CHE

theoretical besttime: 1:50.822

1	2:10.108	32.307	131	54.724	163	43.077	180	216	17	1:58.388	24.764	139	51.437	170	42.187	56	242
2	2:03.127	24.737	141	53.102	169	45.288	130	239	18	3:24.760	1:57.034	143	51.449	170	36.277	167	242
3	2:20.272	27.920	137	1:02.157	152	50.195	105	148	19	1:51.992	24.653	143	51.203	171	36.136	180	240
4	2:09.908	31.595	140	56.182	167	42.131	105	186	20	1:51.967	25.067	142	51.109	171	35.791	180	242
5	2:03.375	29.552	144	57.291	167	36.532	182	166	21	1:54.355	26.651	143	51.908	171	35.796	179	240
6	1:52.301	25.293	140	51.533	170	35.475	181	240	22	1:52.620	24.752	143	51.464	170	36.404	177	240
7	1:51.634	25.163	141	50.999	169	35.472	183	241	23	1:52.582	25.202	140	51.545	170	35.835	180	238
8	1:51.143	24.499	146	51.079	169	35.565	182	242	24	1:51.939	24.627	142	51.571	171	35.741	179	239
9	1:51.025	24.554	142	50.911	170	35.560	182	241	25	1:52.309	24.984	144	51.505	171	35.820	178	240
10	1:51.078	24.439	143	51.167	170	35.472	182	241	26	1:52.063	24.836	142	51.415	170	35.812	180	238
11	1:51.162	24.496	143	51.178	170	35.488	181	241	27	1:53.226	25.458	144	51.463	169	36.305	178	238
12	1:52.007	24.455	142	51.914	171	35.638	182	242	28	1:55.514	24.739	141	53.383	166	37.392	179	239
13	1:51.483	24.463	144	51.336	171	35.684	181	243	29	2:05.393	25.774	140	52.522	167	47.097	106	238
14	1:51.035	24.453	142	51.043	170	35.539	181	242	30	2:17.220	30.963	136	1:00.880	145	45.377	177	149
15	1:51.646	24.562	141	51.430	171	35.654	183	243	31	1:54.229	26.460	139	51.849	170	35.920	178	240
16	1:52.021	25.037	141	51.318	171	35.666	180	242	32	1:53.145	24.846	141	52.100	170	36.199	180	239

99 Owega, DEU / Owega, DEU

theoretical besttime:

1	29.585	126	51.849	170				232									
---	--------	------------	---------------	------------	--	--	--	------------	--	--	--	--	--	--	--	--	--



ADAC GT4 Germany

Top speed list Race 2

Provisional



Hockenheimring, Length: 4574m

Air temperature: 31.86°C

Track temperature: 38.33°C

Weather condition: Dry

DMSB Reg. Nr.: DMSB 245/19

Sunday, September 15, 2019 15:40:00

#	Name (NAT)	Team	Car name	Speed	Lap	Race time
55	Christian Danner (DEU)	Team GT (DEU)	McLaren 570s GT4	248.27	32	1:02:30.954
69	Dennis Trebing (USA)	Dörr Motorsport (DEU)	McLaren 570s GT4	246.57	9	16:56.895
7	Marius Zug (DEU)	RN Vision STS (DEU)	BMW M4 GT4	243.79	28	53:41.316
33	Charlie Fagg (GBR)	Team GT (DEU)	McLaren 570s GT4	243.24	2	2:42.053
36	Marvin Dienst (DEU)	Schütz Motorsport (DEU)	Mercedes-AMG GT4	243.24	11	20:39.568
15	Thomas Tekaas (DEU)	MRS Besagroup Racing (DEU)	BMW M4 GT4	243.24	12	22:28.015
94	Alain Valente (CHE)	Team GT (DEU)	McLaren 570s GT4	243.24	13	24:25.689
3	Claudia Hürtgen (DEU)	Hofer Racing by Bonk Motorsport (CHE)	BMW M4 GT4	242.69	11	20:39.459
14	Stephan Grotstollen (DEU)	MRS Besagroup Racing (DEU)	BMW M4 GT4	242.15	32	1:02:27.652
59	Christer Jöns (DEU)	Dörr Motorsport (DEU)	McLaren 570s GT4	240.53	7	13:13.502
11	Jan Philipp Springob (DEU)	Bremotion (DEU)	Mercedes-AMG GT4	240.53	21	40:50.889
8	Marc Ehret (DEU)	Hofer Racing by Bonk Motorsport (CHE)	BMW M4 GT4	240.53	26	50:01.028
18	Mike David Ortmann (DEU)	PROpeak Performance (DEU)	Aston Martin Vantage AMR GT4	240.00	6	11:17.476
5	Patricija Stalidzane (DEU)	Racing One (DEU)	Audi R8 LMS GT4	239.46	9	16:51.442
21	Constantin Schöll (AUT)	Team Allied-Racing (DEU)	Porsche Cayman GT4	238.93	10	18:49.485
22	Lars Kern (DEU)	Team Allied-Racing (DEU)	Porsche Cayman GT4	238.41	1	43.045
17	Hendrik Still (DEU)	KÜS TEAM75 Bernhard (DEU)	Porsche Cayman GT4	238.41	9	16:54.197
6	Mike Beckhusen (DEU)	Racing One (DEU)	Audi R8 LMS GT4	238.41	16	29:41.381
48	Morgan Haber (AUS)	Leipert Motorsport (DEU)	Mercedes-AMG GT4	237.88	9	16:49.627
77	Tim Heinemann (DEU)	HP Racing International (DEU)	Mercedes-AMG GT4	236.32	1	43.193
19	Yannick Fübrieh (DEU)	PROpeak Performance (DEU)	Aston Martin Vantage AMR GT4	235.29	2	2:41.470
66	Franz Dziwok (POL)	HP Racing International (DEU)	Porsche Cayman GT4	235.29	31	1:00:32.208
99	Jusuf Owega (DEU)	GetSpeed Performance (DEU)	Mercedes-AMG GT4	232.75	1	44.420
24	Eike Angermayr (AUT)	Felbermayr Reiter (DEU)	KTM X-Bow GT4	227.36	6	11:20.265
23	Reinhard Kofler (AUT)	True Racing (AUT)	KTM X-Bow GT4	225.46	6	11:16.718