



# ADAC TCR Germany



## Result List Race 2

Provisional

**DMSB** Reg. Nr.: DMSB 244/19

Sunday, September 15, 2019 14:40:00

Hockenheimring, Length: 4574m

Air temperature: 28.47°C

Track temperature: 37.16°C

Weather condition: Dry

started : 19      classified : 17      not classified : 2

Nr.	Drivers	Team	Laps	Total Time	Gap	Kph	Lap	Time	Kph
Cl.	Car	Competitor							
1	19 M.Hesse(DEU) Hyundai i30 N TCR	Hyundai Team Engstler Hyundai Team Engstler	18	33:26.431		148.2	2	1:50.152	149.4
2	101 J.Bäckman(SWE) G Hyundai i30 N TCR	Target Competition ITA(ITA) Target srl.	18	33:26.883	0.452	148.1	6	1:50.152	149.4
3	1 H.Proczyk(AUT) Hyundai i30 N TCR	HP Racing International(DEU) HP Racing International	18	33:27.784	1.353	148.2	8	1:50.037	149.6
4	88 D.Fugel(DEU) Honda Civic FK7 TCR	Profi-Car Team Honda ADAC Sachsen ADAC Sachsen e.V.	18	33:42.254	15.823	146.9	2	1:50.623	148.8
5	7 M.Halder(DEU) Honda Civic FK7 TCR	Profi-Car Team Honda ADAC Sachsen ADAC Sachsen e.V.	18	33:43.445	17.014	147.0	2	1:50.586	148.9
6	53 M.Halder(DEU) Honda Civic FK7 TCR	Profi-Car Team Halder(DEU) Profi-Car Team Halder	18	33:43.841	17.410	146.9	3	1:50.829	148.5
7	8 R.Kircher(DEU) Honda Audi RS 3 LMS SEQ	Racing One(DEU) Racing One	18	33:50.584	24.153	146.6	7	1:51.144	148.1
8	55 M.Fugel(DEU) G Honda Civic FK2 TCR	Profi-Car Team Halder(DEU) Profi-Car Team Halder	18	33:56.879	30.448	146.1	5	1:51.081	148.2
9	29 M.Cheah Min Jie(MYS) Honda VW Golf GTI TCR SEQ	VW Team Oettinger VW Team Oettinger	18	34:00.730	34.299	145.7	3	1:50.733	148.7
10	23 S.Steibel(DEU) VW Golf GTI TCR SEQ	Steibel Motorsport(DEU) Sebastian Steibel	18	34:01.177	34.746	145.7	6	1:51.270	147.9
11	9 A.Bäckman(SWE) G Hyundai i30 N TCR	Target Competition ITA(ITA) Target srl.	18	34:01.715	35.284	145.6	6	1:50.467	149.0
12	13 A.Buri(FIN) Audi RS 3 LMS SEQ	LMS Racing(FIN) AS Motorsport	18	34:15.027	48.596	144.6	3	1:50.169	149.4
13	105 F.Simon(DEU) G Hyundai i30 N TCR	Hyundai Team Engstler 2(DEU) Hyundai Team Engstler	18	34:16.684	50.253	144.8	6	1:51.328	147.9
14	50 K.Jordan(DEU) VW Golf GTI TCR SEQ	VW Team Oettinger VW Team Oettinger	18	34:26.941	1:00.510	143.9	3	1:52.097	146.8
15	98 J.Seyffert(DEU) Honda Lada Vesta TCR	Lubner Motorsport(DEU) Lubner Motorsport	18	34:27.084	1:00.653	144.0	4	1:52.653	146.1
16	31 M.Anderegg(CHE) G Cupra TCR DSG	TOPCAR Sport 2(DEU) Young Driver Challenge	18	34:37.674	1:11.243	143.3	4	1:52.157	146.8
17	22 J.Apotheloz(CHE) Honda Cupra TCR SEQ	TOPCAR Sport(CHE) TOPCAR Sport	14	26:14.035	4LAPS	147.3	6	1:50.924	148.4
<b>Not classified</b>									
27	T.Coicaud(FRA) Hyundai i30 N TCR	Hyundai Team Engstler Hyundai Team Engstler	1	1:59.882	17LAPS				
28	P.Eberle(CHE) G Cupra TCR SEQ	Steibel Motorsport II Pascal Eberle	1	2:00.307	17LAPS				

Fastest lap of the race. Car 1 driver Harald Proczyk on lap 8. Time 1:50.037, average speed 149.6 km/h.

Subject to final scrutineering!

Publication time:

Clerk of the Course: Franz Josef Serr

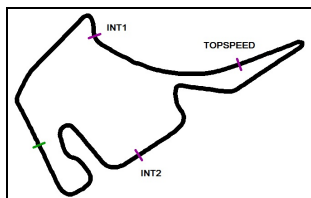
Timekeeper: Steffen Ruhl

ver: 1.0

www.adac.de/motorsport

Page 1/ 1 printed: 15.9.2019 15:25





# ADAC TCR Germany

## Class Result List Race 2

Provisional



Hockenheimring, Length: 4574m

Air temperature: 28.47°C

Track temperature: 37.16°C

Weather condition: Dry

**DMSB** Reg. Nr.: DMSB 244/19

Sunday, September 15, 2019 14:40:00

started : 19      classified : 17      not classified : 2

Nr. Drivers Car	Team Competitor	Laps	Total Time	Gap	Kph	Lap	Time	Kph
--------------------	--------------------	------	------------	-----	-----	-----	------	-----

### CLASS: Guest

Started: 6      Classified: 5      Not Classified: 1

1	101 J.Bäckman(SWE) Hyundai i30 N TCR	Target Competition ITA(ITA) Target srl.	18	33:26.883		148.1	6	1:50.152	149.4
2	55 M.Fugel(DEU) Honda Civic FK2 TCR	Profi-Car Team Halder(DEU) Profi-Car Team Halder	18	33:56.879	29.996	146.1	5	1:51.081	148.2
3	9 A.Bäckman(SWE) Hyundai i30 N TCR	Target Competition ITA(ITA) Target srl.	18	34:01.715	34.832	145.6	6	1:50.467	149.0
4	105 F.Simon(DEU) Hyundai i30 N TCR	Hyundai Team Engstler 2(DEU) Hyundai Team Engstler	18	34:16.684	49.801	144.8	6	1:51.328	147.9
5	31 M.Anderegg(CHE) Cupra TCR DSG	TOPCAR Sport 2(DEU) Young Driver Challenge	18	34:37.674	1:10.791	143.3	4	1:52.157	146.8

### Not classified

28	P.Eberle(CHE) Cupra TCR SEQ	Steibel Motorsport II Pascal Eberle	1	2:00.307	17LAPS				
----	--------------------------------	--	---	----------	--------	--	--	--	--

*Fastest lap of the class. Car 101 driver on lap 6. Time 1:50.152, average speed 149.4 km/h.*

### CLASS: Honda JC

Started: 5      Classified: 5      Not Classified: 0

1	53 M.Halder(DEU) Honda Civic FK7 TCR	Profi-Car Team Halder(DEU) Profi-Car Team Halder	18	33:43.841		146.9	3	1:50.829	148.5
2	8 R.Kircher(DEU) Audi RS 3 LMS SEQ	Racing One(DEU) Racing One	18	33:50.584	6.743	146.6	7	1:51.144	148.1
3	29 M.Cheah Min Jie(MYS) VW Golf GTI TCR SEQ	VW Team Oettinger VW Team Oettinger	18	34:00.730	16.889	145.7	3	1:50.733	148.7
4	98 J.Seyffert(DEU) Lada Vesta TCR	Lubner Motorsport(DEU) Lubner Motorsport	18	34:27.084	43.243	144.0	4	1:52.653	146.1
5	22 J.Apotheloz(CHE) Cupra TCR SEQ	TOPCAR Sport(CHE) TOPCAR Sport	14	26:14.035	4LAPS	147.3	6	1:50.924	148.4

*Fastest lap of the class. Car 29 driver Mitchell Cheah Min Jie on lap 3. Time 1:50.733, average speed 148.7 km/h.*

Subject to final scrutineering!

Publication time:

Clerk of the Course: Franz Josef Serr

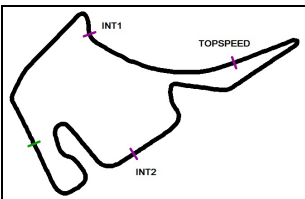
Timekeeper: Steffen Ruhl

ver: 1.0

[www.adac.de/motorsport](http://www.adac.de/motorsport)

Page 1/ 1 printed: 15.9.2019 15:25





# ADAC TCR Germany

## Lap Chart Race 2

Provisional

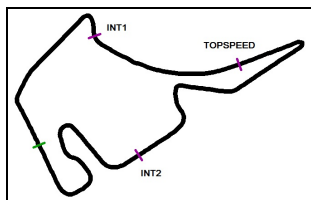


Hockenheimring, Length: 4574 m

Sunday, September 15, 2019 14:40:00

LapChar	1	2	3	4	5	6	7	8	9	10	11	12	13	14	15	16	17	18	19	20	21	22	23	24	25	26	27	28	29	30	31	32	33	34	35	36	37	38	39	40	41	42	43	44	45					
LAP 1	88	101	19	7	53	1	27	9	13	28	29	22	23	8	55	50	105	98	31																															
LAP 2	88	19	101	7	1	53	9	13	29	22	23	8	50	98	55	31	105																																	
LAP 3	88	19	101	7	1	53	9	13	29	22	23	8	50	55	31	98	105																																	
LAP 4	88	19	101	7	1	53	13	29	22	23	8	55	50	9	31	98	105																																	
LAP 5	19	101	88	1	7	53	13	22	29	8	23	55	50	31	98	105	9																																	
LAP 6	19	101	88	1	7	53	13	22	29	8	23	55	50	31	98	105	9																																	
LAP 7	19	101	1	88	7	53	13	22	29	8	23	55	50	31	98	105	9																																	
LAP 8	19	101	1	88	7	53	13	22	29	8	23	55	50	31	9	105	98																																	
LAP 9	19	101	1	88	7	53	13	22	29	8	23	55	50	9	105	98	31																																	
LAP 10	19	101	1	88	7	53	13	22	29	8	55	23	50	9	105	98	31																																	
LAP 11	19	101	1	88	7	53	13	22	8	29	55	23	9	50	105	98	31																																	
LAP 12	19	101	1	88	7	53	13	22	29	8	55	23	9	50	105	98	31																																	
LAP 13	19	101	1	88	7	53	13	22	8	29	55	23	9	50	105	98	31																																	
LAP 14	19	101	1	88	7	53	22	13	8	29	55	23	9	50	105	98	31																																	
LAP 15	19	101	1	88	7	53	13	8	55	29	23	9	105	50	98	31																																		
LAP 16	19	101	1	88	7	53	8	13	55	29	23	9	105	50	98	31																																		
LAP 17	19	101	1	88	7	53	8	55	29	23	9	13	105	50	98	31																																		
LAP 18	19	101	1	88	7	53	8	55	29	23	9	13	105	50	98	31																																		

.- PITSTOP '-LAPBEHIND



# ADAC TCR Germany



## Sector List Race 2

Provisional

**DMSB** Reg. Nr.: DMSB 244/19

Hockenheimring, Length: 4574m

Air temperature: 28.47°C

Track temperature: 37.16°C

Weather condition: Dry

Sunday, September 15, 2019 14:40:00

Lap	Time	SE1	SP1	SE2	SP2	SE3	SP3	TSP	Lap	Time	SE1	SP1	SE2	SP2	SE3	SP3	TSP
<b>1</b>	<b>Proczyk, AUT</b>								<b>theoretical besttime: 1:50.003</b>								
1	1:59.780	31.917	140	51.550	172	36.313	178	237	10	1:50.473	24.210	143	51.257	173	35.006	182	235
2	1:50.468	24.277	144	51.280	173	34.911	181	234	11	1:50.872	24.322	142	51.361	173	35.189	182	233
3	1:50.520	<b>24.101</b>	144	51.356	173	35.063	183	<b>237</b>	12	1:50.870	24.349	144	51.367	171	35.154	183	235
4	1:51.785	24.185	144	52.441	173	35.159	<b>184</b>	219	13	1:51.038	24.418	142	51.338	173	35.282	183	235
5	1:50.872	24.246	143	51.809	171	<b>34.817</b>	184	229	14	1:51.427	24.481	144	51.609	172	35.337	183	235
6	1:50.901	24.435	140	51.309	173	35.157	182	236	15	1:51.433	24.550	143	51.519	172	35.364	182	235
7	1:50.886	24.513	138	51.499	173	34.874	183	237	16	1:51.841	24.604	142	51.665	172	35.572	182	235
8	<b>1:50.037</b>	24.102	<b>145</b>	51.090	173	34.845	184	234	17	1:52.151	24.716	141	51.815	171	35.620	183	234
9	1:50.270	24.238	145	<b>51.085</b>	<b>174</b>	34.947	183	233	18	1:52.160	24.654	143	51.824	171	35.682	180	234

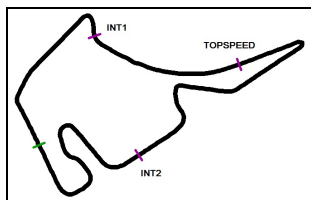
<b>7</b>	<b>Halder, DEU</b>								<b>theoretical besttime: 1:50.495</b>								
1	1:59.246	30.727	140	52.208	171	36.311	180	<b>237</b>	10	1:51.488	24.420	140	51.715	171	35.353	180	233
2	<b>1:50.586</b>	24.098	139	51.553	<b>172</b>	<b>34.935</b>	180	232	11	1:51.822	24.481	139	51.879	171	35.462	180	231
3	1:50.619	<b>24.089</b>	139	51.503	170	35.027	<b>181</b>	235	12	1:52.016	24.537	140	51.925	170	35.554	180	232
4	1:51.775	24.226	140	52.442	171	35.107	181	227	13	1:52.407	24.540	140	52.173	169	35.694	179	232
5	1:51.938	24.221	140	52.325	170	35.392	180	235	14	1:52.773	24.709	139	52.171	169	35.893	179	233
6	1:50.979	24.274	<b>141</b>	<b>51.471</b>	171	35.234	181	235	15	1:52.945	24.727	139	52.399	169	35.819	179	232
7	1:51.301	24.308	140	51.688	171	35.305	180	234	16	1:53.381	24.793	139	52.535	169	36.053	178	232
8	1:51.341	24.405	140	51.654	171	35.282	181	233	17	1:53.606	24.999	139	52.493	168	36.114	179	232
9	1:51.217	24.276	140	51.595	171	35.346	180	232	18	1:54.005	25.103	138	52.701	167	36.201	177	233

<b>8</b>	<b>Kircher, DEU</b>								<b>theoretical besttime: 1:50.777</b>								
1	2:01.609	33.840	140	52.178	<b>173</b>	35.591	182	<b>238</b>	10	1:51.868	24.721	143	51.814	172	35.333	180	236
2	1:55.459	24.623	141	54.807	162	36.029	<b>183</b>	224	11	1:52.508	24.762	143	52.461	171	35.285	180	233
3	1:51.773	24.361	142	52.021	170	35.391	183	238	12	1:54.257	24.786	142	53.098	159	36.373	182	234
4	1:52.374	<b>24.309</b>	143	52.689	173	35.376	182	228	13	1:52.170	24.947	144	51.920	171	35.303	180	234
5	1:51.331	24.553	142	51.644	173	35.134	182	236	14	1:51.968	24.750	142	51.765	170	35.453	181	233
6	1:51.189	24.413	144	51.700	171	35.076	181	237	15	1:52.520	24.707	141	52.230	171	35.583	180	233
7	<b>1:51.144</b>	24.446	143	51.663	172	<b>35.035</b>	181	236	16	1:52.625	25.153	140	51.960	170	35.512	180	236
8	1:51.287	24.570	143	51.581	172	35.136	181	235	17	1:52.615	24.911	141	52.161	169	35.543	180	231
9	1:51.193	24.515	143	<b>51.433</b>	172	35.245	182	235	18	1:52.694	24.905	142	52.004	169	35.785	177	233

<b>9</b>	<b>Bäckman, SWE</b>								<b>theoretical besttime: 1:49.885</b>								
1	1:59.919	32.131	141	52.062	<b>173</b>	35.726	180	235	10	1:51.228	24.302	141	51.389	171	35.537	181	234
2	1:52.991	25.466	137	52.894	173	<b>34.631</b>	182	<b>238</b>	11	1:51.766	24.941	143	51.611	173	35.214	181	231
3	1:50.794	<b>24.059</b>	141	51.286	172	35.449	182	233	12	1:51.522	24.782	141	51.542	173	35.198	181	232
4	2:00.477	24.282	142	53.970	171	42.225	59	236	13	1:51.771	24.865	141	51.580	172	35.326	181	232
5	2:03.250	36.915	142	51.345	172	34.990	<b>183</b>	232	14	1:52.184	24.904	142	51.686	171	35.594	181	232
6	<b>1:50.467</b>	24.259	142	<b>51.195</b>	170	35.013	183	232	15	1:52.488	24.950	142	51.911	171	35.627	181	232
7	1:50.914	24.345	141	51.428	172	35.141	182	233	16	1:52.639	24.923	142	51.912	171	35.804	181	234
8	1:50.825	24.289	143	51.482	172	35.054	183	237	17	1:53.158	24.761	138	52.395	171	36.002	181	235
9	1:51.311	24.711	142	51.566	173	35.034	182	228	18	1:54.011	25.259	142	52.468	170	36.284	178	236

<b>13</b>	<b>Buri, FIN</b>								<b>theoretical besttime: 1:49.956</b>								
1	2:00.074	32.367	142	52.005	<b>173</b>	35.702	<b>182</b>	238	10	1:51.539	24.530	140	51.608	170	35.401	179	236
2	1:53.949	25.499	137	53.677	170	<b>34.773</b>	182	<b>239</b>	11	1:52.144	24.790	139	51.752	171	35.602	178	235
3	<b>1:50.169</b>	<b>24.091</b>	143	<b>51.092</b>	173	34.986	181	237	12	1:52.113	24.794	141	51.698	171	35.621	180	235
4	1:52.406	24.148	143	53.093	170	35.165	182	232	13	1:52.599	24.846	140	51.880	169	35.873	179	235
5	1:50.471	24.167	<b>144</b>	51.236	172	35.068	181	236	14	1:54.525	24.922	140	52.362	170	37.241	175	235
6	1:50.928	24.446	144	51.225	171	35.257	181	236	15	1:57.170	26.468	137	53.681	165	37.021	175	234
7	1:50.815	24.204	143	51.380	171	35.231	181	236	16	1:58.295	26.126	133	54.451	163	37.718	174	232
8	1:51.102	24.540	141	51.317	171	35.245	181	236	17	2:01.160	26.901	134	55.788	157	38.471	170	233
9	1:51.235	24.374	140	51.431	169	35.430	180	236	18	2:04.333	27.855	130	56.571	156	39.907	124	213

<b>19</b>	<b>Hesse, DEU</b>								<b>theoretical besttime: 1:49.919</b>								
1	1:58.174	30.937	140	51.697	172	35.540	<b>183</b>	<b>235</b>	10	1:50.596	24.279	142	51.335	173	34.982	180	231
2	<b>1:50.152</b>	23.948	140	51.442	173	<b>34.762</b>	183	233	11	1:51.048	24.283	140	51.557	173	35.208	181	231
3	1:50.624	<b>23.926</b>	142	51.707	172	34.991	180	231	12	1:51.089	24.348	143	51.531	171	35.210	181	231
4	1:50.910	24.396	142	51.497	<b>173</b>	35.017	181	232	13	1:51.067	24.234	141	51.525	170	35.308	180	231



# ADAC TCR Germany



## Sector List Race 2

Provisional

**DMSB** Reg. Nr.: DMSB 244/19

Hockenheimring, Length: 4574m

Air temperature: 28.47°C

Track temperature: 37.16°C

Weather condition: Dry

Sunday, September 15, 2019 14:40:00

Lap	Time	SE1	SP1	SE2	SP2	SE3	SP3	TSP	Lap	Time	SE1	SP1	SE2	SP2	SE3	SP3	TSP
5	1:51.625	24.876	140	51.921	173	34.828	183	231	14	1:51.364	24.409	141	51.640	171	35.315	180	232
6	1:50.209	24.200	142	<b>51.231</b>	173	34.778	183	233	15	1:51.576	24.387	139	51.797	170	35.392	180	232
7	1:50.536	24.156	141	51.442	172	34.938	182	231	16	1:52.019	24.427	141	52.027	170	35.565	180	232
8	1:50.207	24.015	<b>143</b>	51.337	172	34.855	181	231	17	1:52.247	24.510	139	52.128	169	35.609	180	231
9	1:50.323	24.160	143	51.283	171	34.880	182	232	18	1:52.665	24.630	141	52.254	168	35.781	178	231

### 22 Apotheloz, CHE

theoretical besttime: 1:50.675

1	2:00.850	32.989	142	52.030	171	35.831	<b>183</b>	235	9	1:51.441	24.376	142	51.695	171	35.370	181	233
2	1:54.456	25.092	138	53.952	167	35.412	181	<b>240</b>	10	1:51.484	24.548	142	51.552	170	35.384	180	234
3	1:51.518	24.339	<b>144</b>	52.020	170	35.159	181	234	11	1:51.760	24.573	141	51.730	171	35.457	180	232
4	1:51.010	<b>24.223</b>	143	51.455	<b>172</b>	35.332	182	236	12	1:52.159	24.789	140	51.844	170	35.526	180	233
5	1:51.568	24.829	143	51.640	172	<b>35.099</b>	181	239	13	1:51.959	24.705	141	51.764	170	35.490	181	233
6	<b>1:50.924</b>	24.401	143	<b>51.353</b>	171	35.170	181	235	14	1:52.548	24.817	140	51.936	170	35.795	179	235
7	1:51.213	24.449	142	51.577	170	35.187	181	234	15								
8	1:51.145	24.319	142	51.554	170	35.272	182	233									

### 23 Steibel, DEU

theoretical besttime: 1:51.156

1	2:01.135	33.556	139	51.714	171	35.865	<b>181</b>	234	10	1:54.044	24.824	140	52.635	168	36.585	174	233
2	1:55.674	24.926	139	54.706	162	36.042	181	234	11	1:52.558	24.983	141	51.814	169	35.761	180	231
3	1:51.582	<b>24.329</b>	141	51.900	170	35.353	180	233	12	1:52.077	24.644	141	51.691	169	35.742	179	234
4	1:52.546	24.436	142	52.670	170	35.440	179	216	13	1:52.909	24.706	141	52.252	169	35.951	179	232
5	1:52.240	25.101	142	51.791	171	<b>35.348</b>	179	<b>235</b>	14	1:53.327	25.136	140	52.102	168	36.089	178	232
6	<b>1:51.270</b>	24.421	<b>143</b>	51.500	<b>171</b>	35.349	180	234	15	1:54.580	25.033	141	53.280	166	36.267	179	232
7	1:51.538	24.485	143	51.573	169	35.480	180	234	16	1:54.142	25.384	141	52.312	168	36.446	177	232
8	1:51.612	24.450	142	51.596	170	35.566	180	232	17	1:54.452	25.118	141	53.069	166	36.265	176	231
9	1:51.404	24.421	141	<b>51.479</b>	171	35.504	179	233	18	1:54.087	25.205	142	52.603	167	36.279	175	231

### 27 Coicaud, FRA

theoretical besttime: 1:53.110

1	1:59.882	31.485	139	<b>51.611</b>	<b>175</b>	<b>36.786</b>	<b>175</b>	235	2	<b>24.713</b>	<b>141</b>						<b>235</b>
---	----------	--------	-----	---------------	------------	---------------	------------	-----	---	---------------	------------	--	--	--	--	--	------------

### 28 Eberle, CHE

theoretical besttime: 1:53.336

1	2:00.307	31.731	<b>141</b>	<b>52.953</b>	<b>171</b>	<b>35.623</b>	<b>183</b>	<b>237</b>	2	<b>24.760</b>	<b>137</b>						234
---	----------	--------	------------	---------------	------------	---------------	------------	------------	---	---------------	------------	--	--	--	--	--	-----

### 29 Cheah Min Jie, MYS

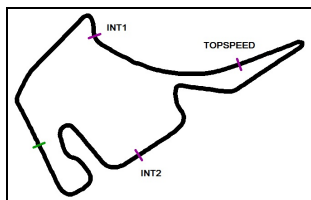
theoretical besttime: 1:50.694

1	2:00.687	32.591	142	52.315	168	35.781	<b>182</b>	232	10	1:52.249	24.953	143	51.933	170	35.363	178	228
2	1:54.067	25.068	137	53.732	169	35.267	180	<b>233</b>	11	1:53.909	24.964	143	53.174	169	35.771	179	225
3	<b>1:50.733</b>	<b>24.447</b>	144	51.326	170	<b>34.960</b>	180	230	12	1:53.074	24.914	141	52.243	168	35.917	177	230
4	1:52.151	24.490	<b>144</b>	52.243	170	35.418	180	230	13	1:53.458	25.002	143	52.663	169	35.793	178	226
5	1:52.315	24.663	143	52.390	<b>171</b>	35.262	180	230	14	1:53.584	25.183	142	52.750	170	35.651	178	228
6	1:51.189	24.675	144	<b>51.287</b>	171	35.227	180	231	15	1:55.339	25.572	137	53.602	168	36.165	178	228
7	1:51.629	24.566	143	51.671	170	35.392	178	230	16	1:53.678	25.376	143	52.403	169	35.899	178	229
8	1:51.872	24.639	143	51.874	171	35.359	179	229	17	1:54.307	25.365	140	52.818	169	36.124	177	230
9	1:51.826	24.763	143	51.735	171	35.328	179	229	18	1:54.663	25.781	138	52.740	168	36.142	176	228

### 31 Anderegg, CHE

theoretical besttime: 1:52.157

1	2:05.118	35.029	140	53.380	<b>171</b>	36.709	170	231	10	1:54.593	25.231	138	52.985	166	36.377	176	232
2	1:54.014	24.484	142	52.370	167	37.160	170	<b>234</b>	11	1:54.507	24.920	138	52.929	164	36.658	176	229
3	1:54.796	25.244	139	53.702	167	35.850	<b>179</b>	233	12	1:54.498	25.021	139	53.177	166	36.300	175	230
4	<b>1:52.157</b>	<b>24.327</b>	<b>142</b>	<b>52.143</b>	169	<b>35.687</b>	179	232	13	1:55.199	25.233	140	53.391	164	36.575	175	229
5	1:52.994	24.696	140	52.376	167	35.922	179	232	14	1:55.686	25.433	138	53.579	167	36.674	176	228
6	1:53.669	25.129	135	52.597	168	35.943	178	231	15	1:56.234	25.891	135	53.543	166	36.800	174	228
7	1:52.990	24.788	141	52.319	168	35.883	177	231	16	1:56.124	25.550	138	53.625	165	36.949	176	228
8	1:53.089	24.633	139	52.743	169	35.713	177	230	17	1:57.054	25.605	138	54.101	164	37.348	172	227
9	1:57.012	25.377	138	54.369	165	37.266	175	231	18	1:57.940	26.134	131	54.287	161	37.519	175	226



# ADAC TCR Germany



## Sector List Race 2

Provisional

**DMSB** Reg. Nr.: DMSB 244/19

Hockenheimring, Length: 4574m

Air temperature: 28.47°C

Track temperature: 37.16°C

Weather condition: Dry

Sunday, September 15, 2019 14:40:00

Lap	Time	SE1	SP1	SE2	SP2	SE3	SP3	TSP	Lap	Time	SE1	SP1	SE2	SP2	SE3	SP3	TSP
<b>50</b>	Jordan, DEU	<b>theoretical besttime: 1:51.775</b>															
1	2:02.322	34.079	139	52.699	<b>171</b>	35.544	179	227	10	1:53.425	25.170	140	52.404	167	35.851	176	227
2	1:55.229	24.647	139	54.352	162	36.230	<b>180</b>	<b>234</b>	11	1:54.444	25.516	139	52.939	168	35.989	177	224
3	<b>1:52.097</b>	<b>24.393</b>	<b>142</b>	52.183	167	35.521	180	233	12	1:53.617	25.180	140	52.431	167	36.006	177	227
4	1:54.137	24.694	138	53.759	170	35.684	176	206	13	1:54.260	25.415	138	52.594	167	36.251	176	225
5	1:52.339	24.905	141	52.033	170	<b>35.401</b>	178	231	14	1:54.637	25.225	137	52.975	166	36.437	175	225
6	1:52.252	24.723	139	<b>51.981</b>	168	35.548	178	229	15	1:56.431	25.449	135	53.534	166	37.448	175	226
7	1:53.020	24.996	139	52.301	167	35.723	178	227	16	1:56.156	25.551	133	53.548	165	37.057	176	226
8	1:52.944	24.874	140	52.191	169	35.879	174	227	17	1:57.138	26.271	135	53.750	164	37.117	174	226
9	1:53.594	25.088	139	52.476	170	36.030	177	226	18	1:58.899	26.687	133	54.432	162	37.780	172	225

<b>53</b>	Halder, DEU	<b>theoretical besttime: 1:50.547</b>															
1	1:59.552	29.689	141	52.773	163	37.090	179	230	10	1:51.398	24.414	141	51.753	172	35.231	180	232
2	1:51.597	24.276	141	52.356	172	34.965	<b>181</b>	233	11	1:51.688	24.452	142	51.832	172	35.404	180	233
3	<b>1:50.829</b>	<b>24.024</b>	<b>143</b>	51.665	171	35.140	181	233	12	1:51.860	24.470	140	51.909	171	35.481	181	233
4	1:52.401	24.424	143	53.025	173	<b>34.952</b>	181	227	13	1:52.389	24.571	140	52.154	170	35.664	180	233
5	1:50.850	24.122	141	51.628	172	35.100	180	233	14	1:52.673	24.650	140	52.195	171	35.828	180	<b>235</b>
6	1:50.887	24.221	141	<b>51.571</b>	<b>173</b>	35.095	181	233	15	1:52.960	24.901	141	52.238	170	35.821	179	234
7	1:51.338	24.348	141	51.856	171	35.134	181	232	16	1:53.387	24.853	141	52.697	170	35.837	181	235
8	1:51.133	24.315	142	51.685	173	35.133	181	230	17	1:53.534	24.987	142	52.573	169	35.974	180	235
9	1:51.251	24.299	140	51.654	173	35.298	181	232	18	1:54.114	25.040	139	52.986	170	36.088	178	234

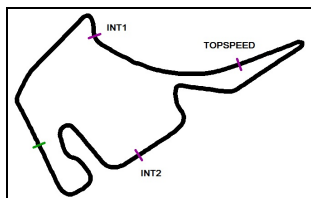
<b>55</b>	Fugel, DEU	<b>theoretical besttime: 1:50.777</b>															
1	2:02.041	33.713	122	52.614	<b>174</b>	35.714	180	232	10	1:53.202	24.523	141	52.568	167	36.111	177	<b>237</b>
2	1:56.232	24.470	<b>144</b>	55.004	145	36.758	180	233	11	1:51.934	24.577	142	51.915	169	35.442	181	230
3	1:51.650	24.429	141	51.720	170	35.501	180	234	12	1:52.069	24.809	142	51.918	170	35.342	180	232
4	1:52.812	24.516	142	53.073	168	35.223	181	225	13	1:52.758	25.051	141	51.940	171	35.767	179	231
5	<b>1:51.081</b>	<b>24.209</b>	143	51.772	172	35.100	<b>182</b>	235	14	1:53.640	25.235	139	52.673	170	35.732	178	233
6	1:51.679	24.714	141	51.826	172	35.139	180	235	15	1:54.007	25.448	137	52.986	169	35.573	179	232
7	1:51.108	24.461	142	51.581	170	<b>35.066</b>	182	235	16	1:52.836	24.912	140	52.313	170	35.611	180	232
8	1:51.302	24.537	140	<b>51.502</b>	172	35.263	181	234	17	1:53.363	25.373	141	52.327	168	35.663	178	230
9	1:51.620	24.607	141	51.677	171	35.336	181	236	18	1:53.545	25.119	141	52.327	168	36.099	176	231

<b>88</b>	Fugel, DEU	<b>theoretical besttime: 1:50.109</b>															
1	1:57.120	29.885	141	52.292	166	34.943	181	231	10	1:51.286	24.419	143	51.651	173	35.216	179	231
2	<b>1:50.623</b>	<b>24.015</b>	140	51.984	172	<b>34.624</b>	<b>182</b>	229	11	1:52.104	24.576	142	51.951	171	35.577	180	228
3	1:50.802	24.091	<b>144</b>	51.824	<b>173</b>	34.887	177	230	12	1:52.126	24.648	141	51.869	170	35.609	180	230
4	1:51.102	24.522	142	51.500	172	35.080	181	232	13	1:52.563	24.690	141	52.149	170	35.724	179	229
5	1:53.225	24.696	141	52.635	170	35.894	182	231	14	1:52.535	24.749	141	52.081	170	35.705	179	230
6	1:51.140	24.336	141	51.601	172	35.203	180	<b>234</b>	15	1:52.855	24.898	141	52.365	171	35.592	180	229
7	1:51.831	24.345	140	52.307	173	35.179	181	232	16	1:52.853	24.803	142	52.363	170	35.687	180	230
8	1:51.120	24.407	143	<b>51.470</b>	171	35.243	181	233	17	1:53.746	25.017	141	52.647	167	36.082	178	230
9	1:51.242	24.309	140	51.621	171	35.312	181	232	18	1:53.981	25.194	141	52.540	166	36.247	177	229

<b>98</b>	Seyffert, DEU	<b>theoretical besttime: 1:52.024</b>															
1	2:04.121	35.617	136	53.012	<b>170</b>	35.492	178	226	10	1:53.817	24.961	138	52.784	169	36.072	175	225
2	1:53.997	<b>24.341</b>	138	53.277	160	36.379	<b>178</b>	<b>230</b>	11	1:53.800	25.005	139	52.840	169	35.955	176	225
3	1:56.629	24.539	135	55.255	165	36.835	176	221	12	1:53.353	24.937	139	52.558	169	35.858	176	227
4	<b>1:52.653</b>	24.568	138	<b>52.308</b>	170	35.777	175	227	13	1:53.738	24.900	139	52.841	167	35.997	175	225
5	1:52.923	24.804	138	52.744	169	<b>35.375</b>	177	225	14	1:54.261	24.996	138	52.928	168	36.337	174	227
6	1:53.336	24.758	137	52.889	170	35.689	177	227	15	1:55.349	25.286	140	53.318	167	36.745	172	225
7	1:54.215	25.042	137	53.274	168	35.899	176	229	16	1:55.892	25.812	139	53.403	168	36.677	176	227
8	1:53.637	24.721	138	53.088	169	35.828	176	225	17	1:55.346	25.399	139	53.211	166	36.736	175	226
9	1:53.781	24.880	138	52.604	167	36.297	175	226	18	1:56.236	25.186	139	53.268	163	37.782	172	229

<b>101</b>	Bäckman, SWE	<b>theoretical besttime:</b>																
1	1:57.846															1:57.846	10	1:50.607
2	1:51.159																11	1:50.934
3	1:50.481																12	1:51.172
4	1:51.107																13	1:50.820
5	1:51.858																14	1:51.325





# ADAC TCR Germany

## Sector List Race 2

Provisional



Hockenheimring, Length: 4574m

Air temperature: 28.47°C

Track temperature: 37.16°C

Weather condition: Dry

**DMSB** Reg. Nr.: DMSB 244/19

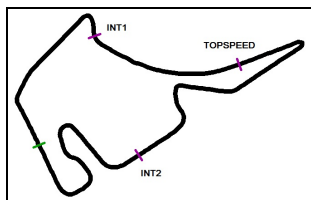
Sunday, September 15, 2019 14:40:00

Lap	Time	SE1	SP1	SE2	SP2	SE3	SP3	TSP	Lap	Time	SE1	SP1	SE2	SP2	SE3	SP3	TSP
6	<b>1:50.152</b>								15	1:51.568							
7	1:50.525								16	1:51.785							
8	1:50.399								17	1:52.275							
9	1:50.478								18	1:52.392							

**105** Simon, DEU

**theoretical besttime: 1:51.130**

1	2:03.657	35.386	135	52.542	172	35.729	180	233	10	1:52.378	24.792	142	51.688	171	35.898	181	231
2	1:55.564	<b>24.127</b>	142	53.971	164	37.466	178	<b>235</b>	11	1:54.415	26.396	143	52.099	171	35.920	180	230
3	1:56.873	24.682	142	53.973	167	38.218	181	235	12	1:52.779	24.893	143	52.098	171	35.788	182	231
4	1:54.625	24.304	143	52.000	170	38.321	181	227	13	1:53.054	24.849	143	52.221	171	35.984	180	229
5	1:51.923	24.761	<b>144</b>	51.686	<b>172</b>	<b>35.476</b>	181	232	14	1:53.051	25.079	141	52.069	171	35.903	180	232
6	<b>1:51.328</b>	24.185	143	<b>51.527</b>	172	35.616	181	234	15	1:54.929	25.389	138	53.018	171	36.522	179	231
7	1:54.267	24.903	139	53.447	169	35.917	181	228	16	1:53.779	25.098	141	52.634	170	36.047	181	229
8	1:52.265	24.556	142	52.224	171	35.485	<b>182</b>	232	17	1:54.113	25.246	140	52.624	170	36.243	180	228
9	1:52.836	24.535	143	52.756	171	35.545	181	234	18	1:54.848	25.280	141	53.045	169	36.523	179	230



# ADAC TCR Germany

## Top speed list Race 2

Provisional



Hockenheimring, Length: 4574m

Air temperature: 28.47°C

Track temperature: 37.16°C

Weather condition: Dry

**DMSB** Reg. Nr.: DMSB 244/19

Sunday, September 15, 2019 14:40:00

#	Name (NAT)	Team	Car name	Speed	Lap	Race time
22	Julien Apotheloz (CHE)	TOPCAR Sport (CHE)	Cupra TCR SEQ	240.53	2	2:40.151
13	Antti Buri (FIN)	LMS Racing (FIN)	Audi RS 3 LMS SEQ	239.46	2	2:39.756
8	Rene Kircher (DEU)	Racing One (DEU)	Audi RS 3 LMS SEQ	238.93	1	48.159
9	Andreas Bäckman (SWE)	Target Competition ITA (ITA)	Hyundai i30 N TCR	238.41	2	2:39.669
7	Mike Halder (DEU)	Profi-Car Team Honda ADAC Sachsen	Honda Civic FK7 TCR	237.88	1	45.071
1	Harald Proczyk (AUT)	HP Racing International (DEU)	Hyundai i30 N TCR	237.88	3	4:28.457
28	Pascal Eberle (CHE)	Steibel Motorsport II	Cupra TCR SEQ	237.36	1	45.994
55	Marcel Fugel (DEU)	Profi-Car Team Halder (DEU)	Honda Civic FK2 TCR	237.36	10	17:38.368
27	Theo Coicaud (FRA)	Hyundai Team Engstler	Hyundai i30 N TCR	235.80	2	2:38.818
105	Franz Simon (DEU)	Hyundai Team Engstler 2 (DEU)	Hyundai i30 N TCR	235.80	2	2:42.025
23	Sebastian Steibel (DEU)	Steibel Motorsport (DEU)	VW Golf GTI TCR SEQ	235.80	5	8:20.294
19	Max Hesse (DEU)	Hyundai Team Engstler	Hyundai i30 N TCR	235.29	1	45.172
53	Michelle Halder (DEU)	Profi-Car Team Halder (DEU)	Honda Civic FK7 TCR	235.29	14	24:56.169
50	Kai Jordan (DEU)	VW Team Oettinger	VW Golf GTI TCR SEQ	234.27	2	2:41.390
31	Mario Anderegg (CHE)	TOPCAR Sport 2 (DEU)	Cupra TCR DSG	234.27	2	2:44.012
88	Dominik Fugel (DEU)	Profi-Car Team Honda ADAC Sachsen	Honda Civic FK7 TCR	234.27	6	10:01.583
29	Mitchell Cheah Min Jie (MYS)	VW Team Oettinger	VW Golf GTI TCR SEQ	233.76	2	2:40.344
98	Jan Seyffert (DEU)	Lubner Motorsport (DEU)	Lada Vesta TCR	230.27	2	2:43.175