

ADAC Formel 4

Result List Race 2

Provisional



Hockenheimring, Length: 4574m

Air temperature: 24.89°C

Track temperature: 23.99°C

Weather condition: Dry

DMSB Reg. Nr.: DMSB 245/19

Sunday, September 15, 2019 10:50:00

started : 17 classified : 17 not classified : 0

Nr.	Drivers	Team	Laps	Total Time	Gap	Kph	Lap	Time	Kph
Cl.	Car	Competitor							
1	62 D.Hauger(NOR) ADAC Formel 4	(T) Van Amersfoort Racing(NLD) Van Amersfoort Racing	18	30:47.628		160.8	3	1:41.609	162.0
2	5 G.Petecof(BRA) ADAC Formel 4	(T) Prema Powerteam SRL(ITA) Prema Powerteam SRL	18	30:50.926	3.298	160.7	12	1:42.141	161.2
3	17 A.Leclerc(MCO) ADAC Formel 4	(T) US Racing - CHRS(DEU) US Racing - CHRS	18	30:53.343	5.715	160.7	12	1:41.761	161.8
4	26 J.Dürksen(PAR) R ADAC Formel 4	(T) ADAC Berlin-Brandenburg e.V.(DEU) ADAC Berlin-Brandenburg e.V.	18	30:57.984	10.356	160.2	6	1:41.925	161.5
5	44 M.Belov(RUS) ADAC Formel 4	(T) R-ACE GP R-ACE GP	18	31:01.499	13.871	159.8	7	1:42.034	161.3
6	16 S.Estner(DEU) ADAC Formel 4	Van Amersfoort Racing(NLD) Van Amersfoort Racing	18	31:01.810	14.182	160.0	7	1:42.351	160.8
7	6 I.Cohen(ISR) ADAC Formel 4	(T) Van Amersfoort Racing(NLD) Van Amersfoort Racing	18	31:03.596	15.968	159.9	9	1:42.170	161.1
8	10 O.Rasmussen(DNK) ADAC Formel 4	Prema Powerteam SRL(ITA) Prema Powerteam SRL	18	31:04.131	16.503	159.7	15	1:42.519	160.6
9	3 P.Aron(EST) R ADAC Formel 4	(T) Prema Powerteam SRL(ITA) Prema Powerteam SRL	18	31:04.536	16.908	160.3	8	1:41.693	161.9
10	7 R.Stanek(CZE) R ADAC Formel 4	US Racing - CHRS(DEU) US Racing - CHRS	18	31:04.858	17.230	159.9	8	1:42.004	161.4
11	14 G.Saucy(SUI) ADAC Formel 4	(T) R-ACE GP R-ACE GP	18	31:07.333	19.705	159.6	7	1:42.347	160.8
12	21 T.Pourchaire(FRA) ADAC Formel 4	(T) US Racing - CHRS(DEU) US Racing - CHRS	18	31:07.761	20.133	160.8	12	1:41.415	162.3
13	2 N.Göhler(DEU) R ADAC Formel 4	(T) ADAC Berlin-Brandenburg e.V.(DEU) ADAC Berlin-Brandenburg e.V.	18	31:09.041	21.413	159.5	8	1:42.230	161.0
14	28 A.Ghiretti(FRA) ADAC Formel 4	US Racing - CHRS(DEU) US Racing - CHRS	18	31:10.301	22.673	159.2	9	1:41.784	161.7
15	8 L.Alleco Roy(MCO) ADAC Formel 4	Van Amersfoort Racing(NLD) Van Amersfoort Racing	18	31:10.836	23.208	159.3	8	1:42.405	160.7
16	15 L.Toth(HUN) ADAC Formel 4	R-ACE GP R-ACE GP	18	31:17.683	30.055	158.9	13	1:43.040	159.8
17	12 K.Thaqi(KOS) R ADAC Formel 4	ADAC Berlin-Brandenburg e.V.(DEU) ADAC Berlin-Brandenburg e.V.	18	31:58.747	1:11.119	155.2	15	1:42.784	160.2

Fastest lap of the race. Car 21 driver Theo Pourchaire on lap 12. Time 1:41.415, average speed 162.3 km/h.

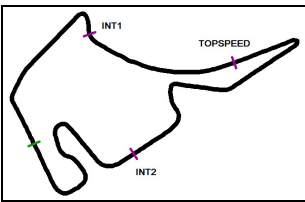
T =nominated for Team Classification

Subject to final scrutineering!		
Publication time:	Clerk of the Course: Franz Josef Serr	Timekeeper: Steffen Ruhl

ver: 1.0

www.adac.de/motorsport

Page 1/ 1 printed: 15.9.2019 11:23



ADAC Formel 4

Lap Chart Race 2

Provisional

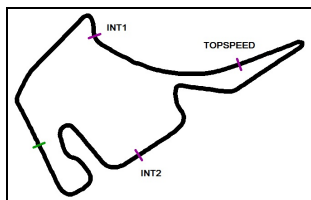


Hockenheimring, Length: 4574 m

Sunday, September 15, 2019 10:50:00

LapChar	1	2	3	4	5	6	7	8	9	10	11	12	13	14	15	16	17	18	19	20	21	22	23	24	25	26	27	28	29	30	31	32	33	34	35	36	37	38	39	40	41	42	43	44	45
LAP 1	62	5	44	26	10	17	28	16	6	8	14	7	2	12	15	3	21																												
LAP 2	62	5	44	26	17	10	28	16	6	8	14	7	2	15	12	3	21																												
LAP 3	62	5	44	26	17	16	10	28	6	8	14	7	2	15	12	3	21																												
LAP 4	62	5	44	26	17	16	10	6	7	14	2	8	3	15	12	21	28																												
LAP 5	62	5	44	26	17	16	10	6	7	14	2	3	8	15	12	21	28																												
LAP 6	62	5	44	26	17	16	10	6	7	14	2	3	8	12	15	21	28																												
LAP 7	62	5	44	26	17	16	10	6	7	14	3	2	8	15	21	28	.12																												
LAP 8	62	5	44	26	17	16	10	6	7	14	3	2	8	21	15	28	12																												
LAP 9	62	5	44	26	17	16	10	6	7	14	3	2	8	21	15	28	12																												
LAP 10	62	5	44	17	26	16	10	7	6	14	3	2	8	21	15	28	.12																												
LAP 11	62	5	44	17	26	16	10	7	6	14	3	2	8	21	15	28	12																												
LAP 12	62	5	44	17	26	16	10	7	6	14	3	2	21	8	28	15	12																												
LAP 13	62	5	44	17	26	16	10	7	6	3	14	2	21	8	28	15	12																												
LAP 14	62	5	17	44	26	16	10	6	7	3	14	2	21	8	28	15	12																												
LAP 15	62	5	17	44	26	16	10	6	3	7	14	21	2	8	28	15	12																												
LAP 16	62	5	17	44	26	16	10	6	3	7	14	21	2	8	28	15	12																												
LAP 17	62	5	17	26	44	16	10	6	3	7	14	21	2	8	28	15	12																												
LAP 18	62	5	17	26	44	16	6	10	3	7	14	21	2	28	8	15	12																												

.- PITSTOP ' -LAPBEHIND



ADAC Formel 4

Sector List Race 2

Provisional



Hockenheimring, Length: 4574m

Air temperature: 24.89°C

Track temperature: 23.99°C

Weather condition: Dry

DMSB Reg. Nr.: DMSB 245/19

Sunday, September 15, 2019 10:50:00

Lap	Time	SE1	SP1	SE2	SP2	SE3	SP3	TSP	Lap	Time	SE1	SP1	SE2	SP2	SE3	SP3	TSP
2	Göhler, DEU								theoretical besttime: 1:42.116								
1	1:55.063	31.214	146	50.981	177	32.868	186	221	10	1:42.396	22.360	150	48.335	181	31.701	187	226
2	1:44.016	23.029	148	48.877	178	32.110	187	227	11	1:42.522	22.472	150	48.357	182	31.693	187	227
3	1:43.234	22.605	148	48.733	181	31.896	187	226	12	1:42.589	22.306	150	48.341	182	31.942	188	227
4	1:44.699	22.589	149	49.527	176	32.583	187	226	13	1:43.171	22.569	150	48.690	180	31.912	188	228
5	1:42.860	22.610	150	48.511	181	31.739	188	226	14	1:44.133	22.717	149	49.118	176	32.298	188	225
6	1:43.143	22.408	149	49.069	179	31.666	188	223	15	1:43.589	22.461	149	49.294	180	31.834	187	225
7	1:43.457	22.473	149	49.126	180	31.858	187	223	16	1:43.042	22.639	149	48.607	181	31.796	188	225
8	1:42.230	22.274	149	48.246	181	31.710	187	226	17	1:43.759	22.459	149	49.459	178	31.841	187	225
9	1:42.443	22.448	148	48.399	181	31.596	187	226	18	1:42.695	22.635	150	48.425	182	31.635	188	225

3	Aron, EST								theoretical besttime: 1:41.517								
1	1:59.213	37.995	148	49.338	180	31.880	186	222	10	1:43.019	22.326	150	48.721	181	31.972	186	228
2	1:42.561	22.548	150	48.547	181	31.466	188	223	11	1:42.551	22.408	149	48.593	181	31.550	188	230
3	1:42.995	22.177	149	48.626	181	32.192	189	228	12	1:43.117	22.241	150	49.009	180	31.867	188	230
4	1:43.226	22.392	149	48.587	182	32.247	188	228	13	1:42.228	22.286	150	48.461	182	31.481	188	226
5	1:42.222	22.469	150	48.099	181	31.654	189	234	14	1:43.265	22.146	151	48.684	179	32.435	183	226
6	1:43.118	22.341	151	49.086	180	31.691	188	227	15	1:42.956	22.804	151	48.576	181	31.576	189	226
7	1:42.073	22.353	151	48.318	181	31.402	188	226	16	1:42.236	22.285	150	48.407	182	31.544	188	227
8	1:41.693	22.125	150	48.275	182	31.293	189	226	17	1:42.460	22.289	149	48.387	182	31.784	188	229
9	1:42.455	22.201	150	48.624	180	31.630	187	229	18	1:43.148	22.347	150	48.470	180	32.331	189	230

5	Petecof, BRA								theoretical besttime: 1:42.029								
1	1:49.583	28.550	148	49.082	180	31.951	186	222	10	1:42.256	22.402	149	48.451	180	31.403	187	223
2	1:43.005	22.480	149	48.809	180	31.716	186	222	11	1:42.304	22.328	150	48.430	181	31.546	187	224
3	1:42.708	22.414	148	48.702	181	31.592	187	222	12	1:42.141	22.284	149	48.463	181	31.394	187	222
4	1:42.465	22.231	148	48.687	181	31.547	187	222	13	1:42.280	22.308	148	48.460	181	31.512	187	223
5	1:42.551	22.324	149	48.682	180	31.545	187	222	14	1:42.534	22.375	149	48.635	181	31.524	187	224
6	1:42.341	22.205	149	48.643	181	31.493	187	222	15	1:42.359	22.399	148	48.496	181	31.464	187	224
7	1:42.363	22.270	148	48.622	181	31.471	187	223	16	1:42.197	22.248	148	48.514	182	31.435	186	223
8	1:42.436	22.295	149	48.640	181	31.501	187	223	17	1:42.333	22.362	149	48.448	181	31.523	187	224
9	1:42.364	22.306	148	48.539	180	31.519	187	223	18	1:42.706	22.398	148	48.616	181	31.692	187	223

6	Cohen, ISR								theoretical besttime: 1:41.892								
1	1:53.842	30.604	132	50.654	180	32.584	185	220	10	1:44.044	22.312	149	49.265	180	32.467	188	229
2	1:42.786	22.544	148	48.273	182	31.969	187	225	11	1:42.404	22.389	149	48.290	182	31.725	188	229
3	1:43.588	22.369	149	48.999	180	32.220	188	228	12	1:43.586	22.456	149	48.908	180	32.222	189	229
4	1:45.279	22.335	150	50.832	180	32.112	188	230	13	1:42.504	22.418	149	48.342	182	31.744	188	229
5	1:42.477	22.433	150	48.604	181	31.440	187	223	14	1:43.520	22.363	150	49.026	181	32.131	188	228
6	1:42.258	22.299	150	48.402	181	31.557	187	224	15	1:42.803	22.435	149	48.354	182	32.014	188	227
7	1:42.239	22.371	149	48.385	182	31.483	188	225	16	1:42.444	22.514	150	48.334	182	31.596	187	226
8	1:42.217	22.179	149	48.519	182	31.519	188	225	17	1:42.734	22.516	150	48.322	182	31.896	188	228
9	1:42.170	22.228	148	48.274	182	31.668	187	227	18	1:42.701	22.404	150	48.338	181	31.959	187	229

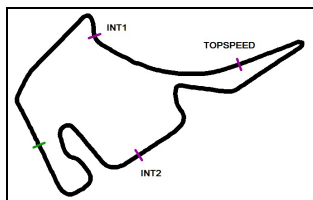
7	Stanek, CZE								theoretical besttime: 1:41.865								
1	1:54.704	31.414	145	50.475	177	32.815	186	224	10	1:43.092	22.982	149	48.281	180	31.829	186	226
2	1:43.619	22.838	149	48.638	180	32.143	185	227	11	1:42.479	22.333	149	48.237	181	31.909	187	229
3	1:42.948	22.609	147	48.530	180	31.809	187	226	12	1:43.596	22.279	149	49.319	177	31.998	186	230
4	1:44.580	22.632	150	49.880	178	32.068	188	231	13	1:42.342	22.291	148	48.434	178	31.617	188	228
5	1:42.701	22.493	150	48.543	179	31.665	187	228	14	1:44.785	22.346	151	49.676	177	32.763	183	216
6	1:42.420	22.412	150	48.424	180	31.584	187	226	15	1:43.684	22.671	148	49.164	178	31.849	187	228
7	1:42.278	22.349	149	48.446	180	31.483	187	227	16	1:42.283	22.463	149	48.285	181	31.535	187	227
8	1:42.004	22.361	150	48.147	181	31.496	187	227	17	1:42.254	22.242	150	48.319	177	31.693	189	227
9	1:42.140	22.235	149	48.316	180	31.589	186	228	18	1:42.949	22.260	150	48.399	179	32.290	187	229

8	Alleco Roy, MCO								theoretical besttime: 1:42.328								
1	1:54.208	30.662	145	49.715	180	33.831	186	225	10	1:42.676	22.383	148	48.556	180	31.737	187	225
2	1:43.271	22.714	149	48.678	179	31.879	186	228	11	1:42.735	22.453	149	48.539	181	31.743	186	226
3	1:43.157	22.205	149	48.623	181	32.329	188	225	12	1:43.014	22.412	148	48.804	181	31.798	187	225
4	1:47.059	22.432	149	51.313	175	33.314	184	227	13	1:42.554	22.343	148	48.569	181	31.642	186	225
5	1:43.106	22.454	147	48.861	181	31.791	188	226	14	1:43.412	22.382	149	48.735	180	32.295	188	226

ver: 1.0

www.adac.de/motorsport

Page 1/ 4 printed: 15.9.2019 11:23



ADAC Formel 4



Sector List Race 2

Provisional

Hockenheimring, Length: 4574m

Air temperature: 24.89°C

Track temperature: 23.99°C

Weather condition: Dry

DMSB Reg. Nr.: DMSB 245/19

Sunday, September 15, 2019 10:50:00

Lap	Time	SE1	SP1	SE2	SP2	SE3	SP3	TSP	Lap	Time	SE1	SP1	SE2	SP2	SE3	SP3	TSP
6	1:43.031	22.397	148	48.744	182	31.890	187	225	15	1:43.428	22.604	148	48.795	181	32.029	187	226
7	1:42.945	22.393	149	48.640	180	31.912	188	225	16	1:43.039	22.544	149	48.726	182	31.769	187	228
8	1:42.405	22.282	149	48.481	180	31.642	187	228	17	1:43.835	22.280	149	49.504	178	32.051	188	231
9	1:42.960	22.469	148	48.746	180	31.745	185	226	18	1:44.001	22.795	150	49.200	179	32.006	181	226

10 Rasmussen, DNK

theoretical besttime: 1:42.386

1	1:51.366	29.435	147	49.969	180	31.962	186	222	10	1:43.438	22.448	149	49.303	180	31.687	185	223
2	1:43.946	22.524	148	49.509	179	31.913	188	222	11	1:42.701	22.368	148	48.633	180	31.700	186	224
3	1:44.067	22.450	148	49.876	179	31.741	187	224	12	1:43.285	22.350	148	49.330	180	31.605	186	223
4	1:42.914	22.348	149	48.938	181	31.628	187	225	13	1:42.739	22.447	148	48.726	180	31.566	186	223
5	1:42.805	22.363	148	48.729	180	31.713	187	223	14	1:43.684	22.423	148	49.589	180	31.672	187	223
6	1:42.628	22.410	149	48.650	181	31.568	187	224	15	1:42.519	22.358	148	48.647	181	31.514	187	223
7	1:42.890	22.288	149	49.037	180	31.565	186	225	16	1:42.664	22.350	148	48.673	181	31.641	186	224
8	1:43.155	22.272	149	49.169	180	31.714	186	225	17	1:42.894	22.532	148	48.710	181	31.652	187	224
9	1:42.628	22.398	148	48.600	180	31.630	186	223	18	1:43.808	22.412	148	49.170	178	32.226	187	224

12 Thaqi, KOS

theoretical besttime: 1:42.629

1	1:55.788	32.191	145	50.567	178	33.030	183	225	10	1:49.719	22.786	150	48.826	180	38.107	56	223
2	1:45.026	22.861	148	49.610	180	32.555	186	227	11	1:57.855	36.888	150	48.855	179	32.112	184	222
3	1:43.709	22.621	146	48.837	180	32.251	186	225	12	1:43.773	22.494	149	48.950	177	32.329	185	223
4	1:44.473	22.387	147	49.548	180	32.538	187	225	13	1:43.286	22.527	148	48.800	181	31.959	187	222
5	1:43.573	22.381	149	49.068	180	32.124	188	231	14	1:43.040	22.469	149	48.683	180	31.888	186	223
6	1:43.410	22.319	149	49.020	180	32.071	187	227	15	1:42.784	22.470	149	48.623	181	31.691	187	223
7	1:50.281	22.589	149	48.969	180	38.723	56	225	16	1:42.929	22.363	149	48.619	181	31.947	186	223
8	1:58.314	37.195	148	49.068	178	32.051	186	222	17	1:43.313	22.508	149	48.811	181	31.994	185	223
9	1:44.188	22.500	148	49.198	180	32.490	185	223	18	1:43.286	22.531	148	48.954	181	31.801	187	223

14 Saucy, SUI

theoretical besttime: 1:42.196

1	1:54.460	31.531	148	50.047	179	32.882	186	223	10	1:42.940	22.397	149	48.700	181	31.843	188	224
2	1:43.363	22.656	150	48.782	181	31.925	187	226	11	1:42.533	22.425	149	48.505	182	31.603	188	225
3	1:43.052	22.406	149	48.604	182	32.042	188	226	12	1:43.121	22.346	150	48.933	182	31.842	188	224
4	1:45.324	22.655	149	50.646	177	32.023	188	229	13	1:43.341	22.480	149	49.213	181	31.648	188	222
5	1:42.825	22.595	148	48.643	181	31.587	188	226	14	1:42.814	22.400	150	48.637	183	31.777	190	224
6	1:42.640	22.416	149	48.581	183	31.643	188	226	15	1:43.839	23.054	152	48.768	183	32.017	187	225
7	1:42.347	22.427	150	48.500	182	31.420	188	225	16	1:43.051	22.523	147	48.626	181	31.902	187	225
8	1:42.506	22.440	149	48.529	182	31.537	185	225	17	1:43.286	22.461	149	49.137	180	31.688	186	223
9	1:42.654	22.276	149	48.751	181	31.627	187	223	18	1:43.237	22.444	149	49.031	181	31.762	188	222

15 Toth, HUN

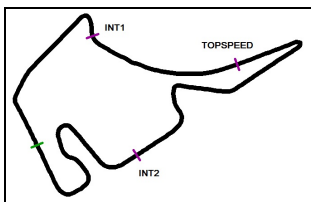
theoretical besttime: 1:42.939

1	1:56.130	31.847	149	51.155	177	33.128	184	222	10	1:43.284	22.560	150	48.888	180	31.836	185	221
2	1:43.786	22.736	149	49.063	180	31.987	186	229	11	1:43.550	22.604	150	49.053	181	31.893	185	220
3	1:43.125	22.503	148	48.829	182	31.793	187	224	12	1:43.766	22.538	149	49.459	180	31.769	186	221
4	1:45.345	22.555	150	49.130	181	33.660	185	225	13	1:43.040	22.412	149	48.771	181	31.857	186	222
5	1:43.560	22.582	148	49.118	180	31.860	187	225	14	1:43.158	22.462	149	48.928	180	31.768	186	222
6	1:44.501	22.664	149	49.709	178	32.128	186	221	15	1:43.266	22.515	148	48.887	179	31.864	185	221
7	1:43.598	22.635	150	48.874	180	32.089	183	225	16	1:43.497	22.502	148	49.203	180	31.792	185	221
8	1:43.620	22.654	152	49.080	181	31.886	185	220	17	1:43.393	22.400	149	48.996	179	31.997	186	222
9	1:43.255	22.545	149	48.851	180	31.859	186	221	18	1:43.809	22.733	148	49.085	177	31.991	185	220

16 Estner, DEU

theoretical besttime: 1:42.254

1	1:52.760	30.038	147	50.086	179	32.636	187	226	10	1:43.153	22.312	149	48.772	181	32.069	188	225
2	1:43.334	22.567	149	48.686	182	32.081	188	227	11	1:42.752	22.601	149	48.421	180	31.730	187	227
3	1:42.659	22.315	149	48.708	182	31.636	189	230	12	1:42.447	22.247	149	48.483	182	31.717	187	225
4	1:42.435	22.247	149	48.566	182	31.622	188	224	13	1:42.694	22.374	149	48.631	181	31.689	187	225
5	1:42.716	22.297	149	48.739	182	31.680	188	224	14	1:42.580	22.401	150	48.393	183	31.786	185	225
6	1:42.467	22.285	149	48.472	181	31.710	188	225	15	1:43.026	22.601	148	48.529	181	31.896	186	225
7	1:42.351	22.252	149	48.385	181	31.714	188	225	16	1:43.161	22.471	149	48.776	181	31.914	187	225
8	1:42.600	22.363	149	48.593	181	31.644	187	224	17	1:43.781	22.605	149	48.824	180	32.352	187	225
9	1:42.627	22.274	148	48.522	182	31.831	188	224	18	1:44.267	22.701	149	49.336	179	32.230	188	220



ADAC Formel 4

Sector List Race 2

Provisional



Hockenheimring, Length: 4574m

Air temperature: 24.89°C

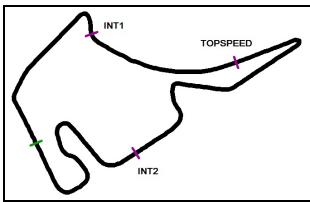
Track temperature: 23.99°C

Weather condition: Dry

DMSB Reg. Nr.: DMSB 245/19

Sunday, September 15, 2019 10:50:00

Lap	Time	SE1	SP1	SE2	SP2	SE3	SP3	TSP	Lap	Time	SE1	SP1	SE2	SP2	SE3	SP3	TSP
17 Leclerc, MCO									theoretical besttime: 1:41.616								
1	1:51.658	29.843	148	49.822	179	31.993	188	225	10	1:42.585	22.333	150	48.856	178	31.396	187	230
2	1:43.213	22.522	149	48.792	181	31.899	188	229	11	1:41.861	22.240	150	48.216	181	31.405	187	225
3	1:43.012	22.251	149	48.745	180	32.016	187	229	12	1:41.761	22.117	149	48.208	180	31.436	188	225
4	1:42.416	22.136	150	48.526	180	31.754	188	230	13	1:41.843	22.139	149	48.316	182	31.388	188	227
5	1:42.591	22.254	149	48.706	179	31.631	189	228	14	1:42.479	22.408	150	48.488	181	31.583	187	231
6	1:42.176	22.504	149	48.213	182	31.459	189	228	15	1:42.144	22.278	150	48.330	182	31.536	188	226
7	1:42.061	22.326	150	48.111	182	31.624	186	228	16	1:42.017	22.277	149	48.271	182	31.469	188	225
8	1:42.598	22.249	150	48.482	177	31.867	187	229	17	1:42.130	22.324	149	48.270	182	31.536	189	225
9	1:43.553	22.391	150	49.147	179	32.015	188	227	18	1:43.245	22.529	150	48.557	180	32.159	184	226
21 Pourchaire, FRA									theoretical besttime: 1:41.267								
1	2:07.523	45.603	148	50.050	180	31.870	184	221	10	1:42.241	22.570	150	48.272	181	31.399	187	225
2	1:42.666	22.455	148	48.745	181	31.466	186	221	11	1:41.717	22.194	150	48.120	182	31.403	188	227
3	1:42.180	22.354	149	48.499	181	31.327	187	222	12	1:41.415	22.080	149	47.970	182	31.365	187	232
4	1:42.443	22.146	149	48.995	181	31.302	187	222	13	1:42.358	22.224	151	48.336	182	31.798	189	227
5	1:41.870	22.217	149	48.356	181	31.297	187	222	14	1:44.238	22.716	151	49.015	179	32.507	187	227
6	1:41.923	22.285	149	48.360	181	31.278	187	223	15	1:42.426	22.335	150	48.708	181	31.383	188	228
7	1:41.799	22.049	150	48.279	181	31.471	187	225	16	1:42.537	22.307	150	48.265	182	31.965	187	228
8	1:42.182	22.575	150	48.240	181	31.367	186	226	17	1:43.211	22.365	149	49.020	182	31.826	187	227
9	1:41.713	22.148	149	48.317	181	31.248	187	225	18	1:43.319	22.432	150	49.052	180	31.835	185	228
26 Dürksen, PAR									theoretical besttime: 1:41.820								
1	1:50.891	29.649	147	49.365	181	31.877	188	221	10	1:43.801	22.365	150	49.469	180	31.967	188	225
2	1:43.677	22.381	148	49.243	181	32.053	188	230	11	1:42.471	22.396	148	48.338	182	31.737	189	228
3	1:42.932	22.185	148	48.840	181	31.907	189	228	12	1:42.232	22.273	149	48.260	182	31.699	189	226
4	1:42.355	22.167	148	48.545	182	31.643	188	225	13	1:42.422	22.335	149	48.412	182	31.675	188	225
5	1:42.754	22.292	150	48.792	181	31.670	189	226	14	1:42.631	22.431	151	48.491	182	31.709	189	226
6	1:41.925	22.265	150	48.170	183	31.490	189	226	15	1:42.718	22.426	148	48.354	183	31.938	189	228
7	1:42.152	22.331	150	48.338	182	31.483	189	227	16	1:42.908	22.565	149	48.479	181	31.864	190	230
8	1:42.771	22.273	149	48.551	181	31.947	187	228	17	1:43.119	22.504	147	48.825	181	31.790	188	225
9	1:43.466	22.442	148	49.192	178	31.832	188	224	18	1:42.759	22.450	148	48.483	181	31.826	188	225
28 Ghiretti, FRA									theoretical besttime: 1:41.579								
1	1:52.288	30.370	147	49.676	175	32.242	187	222	10	1:42.169	22.298	150	48.564	181	31.307	187	223
2	1:43.521	22.545	149	48.790	182	32.186	186	224	11	1:42.158	22.278	150	48.399	181	31.481	186	224
3	1:44.050	22.307	149	49.782	178	31.961	187	229	12	1:42.419	22.599	149	48.500	181	31.320	186	228
4	1:59.461	22.271	150	1:05.837	181	31.353	187	227	13	1:42.030	22.326	151	48.395	182	31.309	186	224
5	1:42.371	22.324	150	48.687	180	31.360	187	222	14	1:41.911	22.366	150	48.331	182	31.214	187	223
6	1:42.004	22.160	150	48.512	181	31.332	186	223	15	1:41.862	22.276	150	48.253	182	31.333	187	224
7	1:42.293	22.365	150	48.560	180	31.368	186	223	16	1:42.247	22.421	150	48.425	181	31.401	186	224
8	1:41.951	22.304	150	48.453	181	31.194	186	222	17	1:42.805	22.310	150	48.373	183	32.122	186	224
9	1:41.784	22.132	149	48.417	180	31.235	186	223	18	1:42.977	22.551	151	48.725	180	31.701	186	228
44 Belov, RUS									theoretical besttime: 1:41.931								
1	1:50.259	29.008	147	49.368	180	31.883	187	223	10	1:42.528	22.497	149	48.376	182	31.655	187	226
2	1:43.528	22.651	149	49.247	181	31.630	188	225	11	1:42.542	22.435	149	48.491	181	31.616	186	225
3	1:42.322	22.377	149	48.442	181	31.503	188	226	12	1:42.480	22.623	148	48.227	181	31.630	187	225
4	1:42.561	22.354	149	48.649	182	31.558	186	225	13	1:42.700	22.678	149	48.295	180	31.727	187	224
5	1:42.548	22.514	149	48.457	181	31.577	187	224	14	1:44.679	22.576	150	49.950	179	32.153	187	225
6	1:42.611	22.696	149	48.394	181	31.521	188	225	15	1:43.245	22.550	149	48.884	181	31.811	186	225
7	1:42.034	22.276	150	48.152	183	31.606	188	225	16	1:42.999	22.561	149	48.592	179	31.846	185	225
8	1:42.272	22.471	149	48.154	183	31.647	188	225	17	1:45.515	23.076	138	50.195	179	32.244	186	227
9	1:42.415	22.448	149	48.237	182	31.730	187	226	18	1:44.261	22.734	147	49.308	179	32.219	184	222
62 Hauger, NOR									theoretical besttime: 1:41.482								
1	1:47.326	26.951	149	48.913	182	31.462	188	221	10	1:42.442	22.430	152	48.661	181	31.351	188	224
2	1:42.178	22.306	150	48.485	182	31.387	188	222	11	1:41.609	22.237	151	48.158	182	31.214	189	224
3	1:41.609	22.134	150	48.285	183	31.190	189	223	12	1:42.262	22.416	152	48.470	182	31.376	189	224
4	1:42.493	22.320	151	48.717	181	31.456	188	223	13	1:42.600	22.442	152	48.607	181	31.551	188	224
5	1:42.457	22.361	151	48.601	182	31.495	188	223	14	1:42.568	22.421	152	48.556	182	31.591	188	224



ADAC Formel 4

Sector List Race 2

Provisional



Hockenheimring, Length: 4574m

Air temperature: 24.89°C

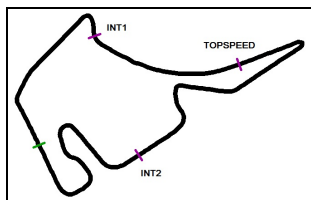
Track temperature: 23.99°C

Weather condition: Dry

DMSB Reg. Nr.: DMSB 245/19

Sunday, September 15, 2019 10:50:00

Lap	Time	SE1	SP1	SE2	SP2	SE3	SP3	TSP	Lap	Time	SE1	SP1	SE2	SP2	SE3	SP3	TSP
6	1:42.412	22.320	150	48.537	182	31.555	187	223	15	1:42.629	22.469	152	48.663	182	31.497	188	224
7	1:42.363	22.404	151	48.481	183	31.478	187	224	16	1:42.349	22.353	152	48.464	182	31.532	188	224
8	1:42.359	22.422	151	48.522	182	31.415	188	224	17	1:42.699	22.483	152	48.587	183	31.629	188	225
9	1:42.397	22.399	151	48.423	183	31.575	187	224	18	1:42.876	22.564	152	48.688	182	31.624	188	225



ADAC Formel 4

Top speed list Race 2

Provisional



Hockenheimring, Length: 4574m

Air temperature: 24.89°C

Track temperature: 23.99°C

Weather condition: Dry

DMSB Reg. Nr.: DMSB 245/19

Sunday, September 15, 2019 10:50:00

#	Name (NAT)	Team	Car name	Speed	Lap	Race time
3	Paul Aron (EST)	Prema Powerteam SRL (ITA)	ADAC Formel 4	234.78	5	7:44.569
21	Theo Pourchaire (FRA)	US Racing - CHRS (DEU)	ADAC Formel 4	232.75	12	19:44.496
7	Roman Stanek (CZE)	US Racing - CHRS (DEU)	ADAC Formel 4	231.26	4	5:58.074
12	Kristian Thaqi (KOS)	ADAC Berlin-Brandenburg e.V. (DEU)	ADAC Formel 4	231.26	5	7:45.574
17	Arthur Leclerc (MCO)	US Racing - CHRS (DEU)	ADAC Formel 4	231.26	14	22:57.872
8	Lucas Alleco Roy (MCO)	Van Amersfoort Racing (NLD)	ADAC Formel 4	231.26	17	28:19.542
26	Joshua Dürksen (PAR)	ADAC Berlin-Brandenburg e.V. (DEU)	ADAC Formel 4	230.76	2	2:27.491
6	Ido Cohen (ISR)	Van Amersfoort Racing (NLD)	ADAC Formel 4	230.76	4	5:56.713
16	Sebastian Estner (DEU)	Van Amersfoort Racing (NLD)	ADAC Formel 4	230.27	3	4:12.555
15	Laszlo Toth (HUN)	R-ACE GP	ADAC Formel 4	229.78	2	2:33.144
28	Alessandro Ghiretti (FRA)	US Racing - CHRS (DEU)	ADAC Formel 4	229.29	3	4:12.393
14	Gregoire Saucy (SUI)	R-ACE GP	ADAC Formel 4	229.29	4	5:57.783
2	Nico Göhler (DEU)	ADAC Berlin-Brandenburg e.V. (DEU)	ADAC Formel 4	228.81	13	21:25.490
44	Michael Belov (RUS)	R-ACE GP	ADAC Formel 4	227.36	17	28:09.281
10	Oliver Rasmussen (DNK)	Prema Powerteam SRL (ITA)	ADAC Formel 4	225.46	8	12:47.250
62	Dennis Hauger (NOR)	Van Amersfoort Racing (NLD)	ADAC Formel 4	225.00	17	27:58.823
5	Gianluca Petecof (BRA)	Prema Powerteam SRL (ITA)	ADAC Formel 4	224.06	11	17:48.821