



ADAC GT4 Germany

Result List Qualifying 2

Provisional



DMSB Reg. Nr.: DMSB 245/19

Sunday, September 15, 2019 9:40:00

Hockenheimring, Length: 4574m

Air temperature: 21.8°C

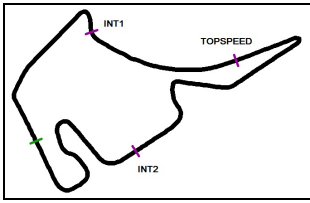
Track temperature: 16.67°C

Weather condition: Dry

started : 26 classified : 26 not classified : 0

Nr.	Drivers	Team	Lap	Best Time	Gap	Diff	Kph	Day Time
Cl.	Car	Competitor						
1	77 L.Wankmüller(DEU)/T.Heinemann(DEU) J Mercedes-AMG GT4	HP Racing International(DEU) HP Racing International	3	1:47.156			153.6	9:51:02
2	22 J.Kasperlik(DEU)/L.Kern(DEU) T Porsche Cayman GT4	Team Allied-Racing(DEU) Team Allied-Racing	3	1:47.333	0.177	0.177	153.4	9:50:55
3	6 M.Lungstrass(DEU)/M.Beckhusen(DEU) J Audi R8 LMS GT4	Racing One(DEU) Racing One	5	1:47.663	0.507	0.330	152.9	9:53:42
4	99 H.Owega(DEU)/J.Owega(DEU) J Mercedes-AMG GT4	GetSpeed Performance(DEU) GetSpeed Performance	4	1:47.750	0.594	0.087	152.8	9:51:15
5	36 M.Suabo(DEU)/M.Dienst(DEU) T Mercedes-AMG GT4	Schütz Motorsport(DEU) Schütz Motorsport	4	1:47.877	0.721	0.127	152.6	9:52:18
6	17 H.Hadergasser(DEU)/H.Still(DEU) T Porsche Cayman GT4	KÜS TEAM75 Bernhard(DEU) KÜS TEAM75 Bernhard	5	1:47.958	0.802	0.081	152.5	9:51:29
7	23 L.Kraihamer(AUT)/R.Kofler(AUT) KTM X-Bow GT4	True Racing(AUT) True Racing	5	1:48.034	0.878	0.076	152.4	9:55:06
8	5 N.Rindlisbacher(CHE)/P.Stalidzane(DEU) J Audi R8 LMS GT4	Racing One(DEU) Racing One	6	1:48.219	1.063	0.185	152.1	9:52:22
9	18 A.Mies(DEU)/M.Ortmann(DEU) J Aston Martin Vantage AMR GT4	PROpeak Performance(DEU) PROpeak Performance	6	1:48.250	1.094	0.031	152.1	9:52:28
10	48 L.Trefz(DEU)/M.Haber(AUS) J Mercedes-AMG GT4	Leipert Motorsport(DEU) Leipert Motorsport	2	1:48.271	1.115	0.021	152.0	9:47:33
11	8 M.Ehret(DEU)/T.Dauenhauer(DEU) BMW M4 GT4	Hofor Racing by Bonk Motorsport(CHE) Hofor Racing by Bonk Motorsport	4	1:48.293	1.137	0.022	152.0	9:50:51
12	19 C.Konnerth(DEU)/Y.Fübrich(DEU) T Aston Martin Vantage AMR GT4	PROpeak Performance(DEU) PROpeak Performance	6	1:48.316	1.160	0.023	152.0	9:56:42
13	2 M.Schrey(DEU)/T.Jäger(AUT) BMW M4 GT4	Hofor Racing by Bonk Motorsport(CHE) Hofor Racing by Bonk Motorsport	3	1:48.334	1.178	0.018	151.9	9:52:01
14	21 T.Kieffer(LUX)/C.Schöll(AUT) T Porsche Cayman GT4	Team Allied-Racing(DEU) Team Allied-Racing	3	1:48.353	1.197	0.019	151.9	9:50:56
15	7 M.Zug(DEU)/G.Piana(ITA) J BMW M4 GT4	RN Vision STS(DEU) RN Vision STS	5	1:48.377	1.221	0.024	151.9	9:53:35
16	24 M.Siljehaug(NOR)/E.Angermayr(AUT) J KTM X-Bow GT4	Felbermayr Reiter(DEU) Felbermayr Reiter	4	1:48.549	1.393	0.172	151.6	9:49:49
17	15 F.Kovac(CRO)/T.Tekaat(DEU) T BMW M4 GT4	MRS Besagroup Racing(DEU) MRS Besagroup Racing	5	1:48.616	1.460	0.067	151.6	9:50:02
18	3 M.Fischer(AUT)/C.Hürtgen(DEU) BMW M4 GT4	Hofor Racing by Bonk Motorsport(CHE) Hofor Racing by Bonk Motorsport	5	1:48.827	1.671	0.211	151.3	9:54:40
19	94 F.von der Laden(DEU)/A.Valente(CHE) McLaren 570s GT4	Team GT(DEU) Team GT	3	1:49.288	2.132	0.461	150.6	9:46:20
20	33 M.Benyahia(MAR)/C.Fagg(GBR) J McLaren 570s GT4	Team GT(DEU) Team GT	3	1:49.303	2.147	0.015	150.6	9:45:57
21	14 S.Grotstollen(DEU)/G.Braun(DEU) T BMW M4 GT4	MRS Besagroup Racing(DEU) MRS Besagroup Racing	4	1:49.460	2.304	0.157	150.4	9:57:41
22	66 F.Dziwok(POL)/S.Halek(AUT) T Porsche Cayman GT4	HP Racing International(DEU) HP Racing International	2	1:49.719	2.563	0.259	150.0	9:46:02
23	69 P.Dörr(DEU)/D.Trebing(USA) J McLaren 570s GT4	Dörr Motorsport(DEU) Dörr Motorsport	5	1:49.745	2.589	0.026	150.0	9:55:15
24	59 F.Martin-Dye(GBR)/C.Jöns(DEU) McLaren 570s GT4	Dörr Motorsport(DEU) Dörr Motorsport	3	1:50.037	2.881	0.292	149.6	9:47:44
25	11 J.Springob(DEU)/O.Mayer(DEU) J Mercedes-AMG GT4	Bremotion(DEU) Bremotion	4	1:50.149	2.993	0.112	149.4	9:48:53
26	55 C.Danner(DEU)/B.Laber(DEU) T McLaren 570s GT4	Team GT(DEU) Team GT	3	1:51.642	4.486	1.493	147.4	9:46:02

Following race director decision cancellation of the relevant lap time for car no. 24, 48, 33, 17, 94, 14, 66, 55, 23, 7



ADAC GT4 Germany

Result List Qualifying 2

Provisional



DMSB Reg. Nr.: DMSB 245/19

Sunday, September 15, 2019 9:40:00

Hockenheimring, Length: 4574m

Air temperature: 21.8°C

Track temperature: 16.67°C

Weather condition: Dry

started : 26 classified : 26 not classified : 0

Nr. Drivers	Team	Lap	Best Time	Gap	Diff	Kph	Day Time
Cl. Car	Competitor						

Subject to final scrutineering!

Publication time:

Clerk of the Course: Franz Josef Serr

Timekeeper: Steffen Ruhl

ver: 1.0

www.adac.de/motorsport

Page 2/ 2 printed: 15.9.2019 10:02





ADAC GT4 Germany

Class Result List Qualifying 2



Provisional

DMSB Reg. Nr.: DMSB 245/19

Sunday, September 15, 2019 9:40:00

Hockenheimring, Length: 4574m

Air temperature: 21.8°C

Track temperature: 16.67°C

Weather condition: Dry

started : 26 classified : 26 not classified : 0

Nr.	Drivers Car	Team Competitor	Lap	Best Time	Gap	Diff	Kph	Day Time
-----	----------------	--------------------	-----	-----------	-----	------	-----	----------

CLASS: Junior

Started: 11 Classified: 11 Not Classified: 0

1	77	L.Wankmüller(DEU) /T.Heinemann(DEU) Mercedes-AMG GT4	HP Racing International(DEU) HP Racing International	3	1:47.156			153.6	9:51:02
2	6	M.Lungstrass(DEU) /M.Beckhusen(DEU) Audi R8 LMS GT4	Racing One(DEU) Racing One	5	1:47.663	0.507	0.507	152.9	9:53:42
3	99	H.Owega(DEU) /J.Owega(DEU) Mercedes-AMG GT4	GetSpeed Performance(DEU) GetSpeed Performance	4	1:47.750	0.594	0.087	152.8	9:51:15
4	5	N.Rindlisbacher(CHE) /P.Stalidzane(DEU) Audi R8 LMS GT4	Racing One(DEU) Racing One	6	1:48.219	1.063	0.469	152.1	9:52:22
5	18	A.Mies(DEU) /M.Ortmann(DEU) Aston Martin Vantage AMR GT4	PROpeak Performance(DEU) PROpeak Performance	6	1:48.250	1.094	0.031	152.1	9:52:28
6	48	L.Trefz(DEU) /M.Haber(AUS) Mercedes-AMG GT4	Leipert Motorsport(DEU) Leipert Motorsport	2	1:48.271	1.115	0.021	152.0	9:47:33
7	7	M.Zug(DEU) /G.Piana(ITA) BMW M4 GT4	RN Vision STS(DEU) RN Vision STS	5	1:48.377	1.221	0.106	151.9	9:53:35
8	24	M.Siljehaug(NOR) /E.Angermayr(AUT) KTM X-Bow GT4	Felbermayr Reiter(DEU) Felbermayr Reiter	4	1:48.549	1.393	0.172	151.6	9:49:49
9	33	M.Benyahia(MAR) /C.Fagg(GBR) McLaren 570s GT4	Team GT(DEU) Team GT	3	1:49.303	2.147	0.754	150.6	9:45:57
10	69	P.Dörr(DEU) /D.Trebing(USA) McLaren 570s GT4	Dörr Motorsport(DEU) Dörr Motorsport	5	1:49.745	2.589	0.442	150.0	9:55:15
11	11	J.Springob(DEU) /O.Mayer(DEU) Mercedes-AMG GT4	Bremotion(DEU) Bremotion	4	1:50.149	2.993	0.404	149.4	9:48:53

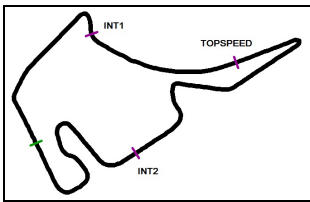
CLASS: Trophy

Started: 11 Classified: 11 Not Classified: 0

1	22	J.Kasperlik(DEU) /L.Kern(DEU) Porsche Cayman GT4	Team Allied-Racing(DEU) Team Allied-Racing	3	1:47.333			153.4	9:50:55
2	6	M.Lungstrass(DEU) /M.Beckhusen(DEU) Audi R8 LMS GT4	Racing One(DEU) Racing One	5	1:47.663	0.330	0.330	152.9	9:53:42
3	36	M.Suabo(DEU) /M.Dienst(DEU) Mercedes-AMG GT4	Schütz Motorsport(DEU) Schütz Motorsport	4	1:47.877	0.544	0.214	152.6	9:52:18
4	17	H.Hadergasser(DEU) /H.Still(DEU) Porsche Cayman GT4	KÜS TEAM75 Bernhard(DEU) KÜS TEAM75 Bernhard	5	1:47.958	0.625	0.081	152.5	9:51:29
5	19	C.Konnerth(DEU) /Y.Fübrich(DEU) Aston Martin Vantage AMR GT4	PROpeak Performance(DEU) PROpeak Performance	6	1:48.316	0.983	0.358	152.0	9:56:42
6	21	T.Kieffer(LUX) /C.Schöll(AUT) Porsche Cayman GT4	Team Allied-Racing(DEU) Team Allied-Racing	3	1:48.353	1.020	0.037	151.9	9:50:56
7	15	F.Kovac(CRO) /T.Tekaatt(DEU) BMW M4 GT4	MRS Besagroup Racing(DEU) MRS Besagroup Racing	5	1:48.616	1.283	0.263	151.6	9:50:02
8	14	S.Grotstollen(DEU) /G.Braun(DEU) BMW M4 GT4	MRS Besagroup Racing(DEU) MRS Besagroup Racing	4	1:49.460	2.127	0.844	150.4	9:57:41
9	66	F.Dziwok(POL) /S.Halek(AUT) Porsche Cayman GT4	HP Racing International(DEU) HP Racing International	2	1:49.719	2.386	0.259	150.0	9:46:02
10	11	J.Springob(DEU) /O.Mayer(DEU) Mercedes-AMG GT4	Bremotion(DEU) Bremotion	4	1:50.149	2.816	0.430	149.4	9:48:53
11	55	C.Danner(DEU) /B.Laber(DEU) McLaren 570s GT4	Team GT(DEU) Team GT	3	1:51.642	4.309	1.493	147.4	9:46:02

Following race director decision cancellation of the relevant lap time for car no. 24, 48, 33, 17, 94, 14, 66, 55, 23, 7

Subject to final scrutineering!



ADAC GT4 Germany

Class Result List Qualifying 2

Provisional



Hockenheimring, Length: 4574m

Air temperature: 21.8°C

Track temperature: 16.67°C

Weather condition: Dry

DMSB Reg. Nr.: DMSB 245/19

Sunday, September 15, 2019 9:40:00

started : 26 classified : 26 not classified : 0

Nr. Drivers	Team	Lap	Best Time	Gap	Diff	Kph	Day Time
Car	Competitor						

Publication time:

Clerk of the Course: Franz Josef Serr

Timekeeper: Steffen Ruhl



ADAC GT4 Germany

Sector List Qualifying 2

Provisional



Hockenheimring, Length: 4574m

Air temperature: 21.8°C

Track temperature: 16.67°C

Weather condition: Dry

DMSB Reg. Nr.: DMSB 245/19

Sunday, September 15, 2019 9:40:00

Lap	Time	SE1	SP1	SE2	SP2	SE3	SP3	TSP	Lap	Time	SE1	SP1	SE2	SP2	SE3	SP3	TSP
2	Schrey, DEU / Jäger, AUT								theoretical besttime: 1:48.334								
1	8:11.212	6:38.825	120	56.624	166	35.763	183	211	4	2:07.920	23.875	131	1:07.500	122	36.545	183	144
2	1:49.080	24.062	141	50.490	175	34.528	183	235	5	2:00.089	23.821	140	50.317	175	45.951	40	236
3	1:48.334	23.696	141	50.165	174	34.473	185	236									

3	Fischer, AUT / Hürtgen, DEU								theoretical besttime: 1:48.827								
1	7:07.436	5:30.481	122	59.691	156	37.264	181	168	5	1:48.827	23.963	142	50.322	176	34.542	183	238
2	1:52.076	25.488	141	51.649	173	34.939	183	235	6	1:49.299	24.103	140	50.529	175	34.667	181	238
3	1:49.210	23.965	143	50.569	174	34.676	183	236	7	2:07.672	25.962	124	55.143	165	46.567	46	215
4	1:50.101	24.064	143	51.275	174	34.762	184	236									

5	Rindlisbacher, CHE / Stalidzane, DEU								theoretical besttime: 1:48.188								
1	2:41.000	1:07.929	140	57.422	169	35.649	184	236	5	1:48.818	24.288	137	50.059	176	34.471	185	238
2	1:49.340	24.256	145	50.405	176	34.679	185	240	6	1:48.219	23.894	144	49.823	177	34.502	184	241
3	1:48.746	24.127	144	49.946	175	34.673	184	239	7	1:59.665	25.826	131	56.186	144	37.653	184	215
4	2:13.791	24.156	138	1:03.211	77	46.424	183	164	8	2:00.349	24.058	137	52.419	160	43.872	58	234

6	Lungstrass, DEU / Beckhusen, DEU								theoretical besttime: 1:47.628								
1	6:08.619	4:25.832	115	1:02.543	162	40.244	151	199	5	1:47.663	23.680	143	49.596	172	34.387	185	240
2	1:57.309	26.862	133	53.487	172	36.960	185	191	6	1:53.119	23.808	137	53.588	169	35.723	185	237
3	1:48.375	24.045	141	49.796	177	34.534	186	240	7	2:04.702	23.825	142	53.011	160	47.866	60	240
4	1:47.742	23.794	142	49.564	176	34.384	186	241									

7	Zug, DEU / Piana, ITA								theoretical besttime: 1:48.377								
1	5:39.274	4:00.920	115	58.703	167	39.651	177	223	6	1:51.781	23.906	142	51.181	171	36.694	185	237
2	2:12.264	25.794	140	55.757	109	50.713	172	236	7	1:54.787	23.804	143	50.986	174	37.000	185	237
3	1:54.560	25.570	141	53.283	173	35.707	184	221	7	1:54.607	23.778	142	52.903	170	37.926	184	237
4	1:48.573	23.885	142	50.302	173	34.386	184	235	7	1:59.734	25.825	141	50.994	173	42.915	57	235
5	1:48.377	23.764	142	50.271	174	34.342	184	236									

8	Ehret, DEU / Dauenhauer, DEU								theoretical besttime: 1:48.293								
1	5:07.367	3:29.353	116	58.517	155	39.497	173	184	4	1:48.293	23.801	142	49.980	177	34.512	184	238
2	1:54.138	26.432	138	52.668	175	35.038	184	225	5	2:02.063	23.801	143	50.879	161	47.383	52	240
3	1:48.762	23.992	143	50.156	173	34.614	183	238									

11	Springob, DEU / Mayer, DEU								theoretical besttime: 1:49.865								
1	3:05.519	1:34.216	128	54.453	169	36.850	181	222	5	1:50.683	24.681	139	50.733	175	35.269	182	238
2	1:54.003	25.487	144	52.202	170	36.314	180	226	6	1:51.019	24.994	142	50.939	175	35.086	183	238
3	1:51.156	24.785	139	50.771	172	35.600	181	240	7	1:50.485	24.345	142	50.591	174	35.549	182	238
4	1:50.149	24.461	144	50.434	175	35.254	180	238	8	2:21.566	29.600	115	1:05.713	165	46.253	56	170

14	Grotstollen, DEU / Braun, DEU								theoretical besttime: 1:49.213								
1	8:12.387	6:39.766	114	56.867	170	35.754	181	215	3	1:50.116	24.117	144	51.019	176	34.980	183	237
2	1:54.069	24.325	139	54.507	169	35.237	182	235	4	1:49.460	24.174	145	50.277	175	35.009	183	238
2	1:49.980	24.087	143	51.044	176	34.849	184	238	5	1:49.920	24.164	143	50.729	174	35.027	184	237
3	1:55.686	24.143	142	55.700	157	35.843	182	158	5	1:57.057	24.239	145	50.628	173	42.190	51	237

15	Kovac, CRO / Teka, DEU								theoretical besttime: 1:48.462								
1	2:33.954	1:04.086	128	53.834	166	36.034	181	225	6	2:00.467	24.095	141	52.310	170	44.062	56	238
2	1:49.509	24.193	141	50.707	171	34.609	182	235	7	3:36.753	2:08.271	139	51.590	172	36.892	182	235
3	1:48.973	24.042	141	50.434	174	34.497	184	237	8	1:48.918	23.951	140	50.375	175	34.592	183	237
4	1:48.644	23.674	139	50.291	175	34.679	182	238	9	1:48.987	23.781	141	50.482	175	34.724	183	237
5	1:48.616	23.781	141	50.293	174	34.542	185	237	10	1:48.830	23.799	142	50.309	172	34.722	183	239



ADAC GT4 Germany

Sector List Qualifying 2

Provisional



Hockenheimring, Length: 4574m

Air temperature: 21.8°C

Track temperature: 16.67°C

Weather condition: Dry

DMSB Reg. Nr.: DMSB 245/19

Sunday, September 15, 2019 9:40:00

Lap	Time	SE1	SP1	SE2	SP2	SE3	SP3	TSP	Lap	Time	SE1	SP1	SE2	SP2	SE3	SP3	TSP
17	Hadergasser, DEU / Still, DEU								theoretical besttime: 1:47.830								
1	2:04.621	31.687	135	55.133	155	37.801	174	197	5	1:52.022	23.841	143	50.215	172	37.966	183	238
2	1:49.950	25.148	142	50.435	173	34.367	185	236	5	1:47.958	23.661	144	49.894	175	34.403	181	238
3	1:48.057	23.809	143	49.973	175	34.275	183	237	6	1:58.341	24.329	142	52.490	166	41.522	53	229
4	1:54.805	23.834	143	52.377	162	38.594	183	241									

18	Mies, DEU / Ortman, DEU								theoretical besttime: 1:48.029								
1	2:34.704	40.610	120	1:09.886	114	44.208	167	128	5	1:53.542	23.875	142	50.063	176	39.604	184	236
2	2:15.377	29.969	119	1:04.330	132	41.078	177	137	6	1:48.250	23.764	143	50.212	175	34.274	184	235
3	1:55.770	25.882	140	54.620	171	35.268	183	213	7	2:11.913	27.035	126	1:00.127	134	44.751	59	162
4	1:48.307	23.889	144	50.216	176	34.202	184	233									

19	Konnerth, DEU / Fübrich, DEU								theoretical besttime: 1:48.017								
1	7:03.656	5:19.023	117	1:03.319	149	41.314	152	162	5	1:48.365	24.016	144	50.269	176	34.080	184	235
2	2:05.779	29.010	135	57.658	158	39.111	168	216	6	1:48.316	23.786	144	50.151	177	34.379	183	233
3	1:54.895	26.699	138	53.585	173	34.611	183	232	7	2:07.386	26.855	119	56.504	150	44.027	59	196
4	1:48.586	23.837	145	50.383	175	34.366	183	235									

21	Kieffer, LUX / Schöll, AUT								theoretical besttime: 1:48.278								
1	7:04.914	5:30.750	128	56.815	159	37.349	180	210	4	1:48.421	23.760	141	50.068	175	34.593	181	242
2	1:51.150	25.654	142	50.776	174	34.720	185	241	5	1:56.943	23.939	141	50.405	175	42.599	57	240
3	1:48.353	23.800	142	50.103	173	34.450	182	241									

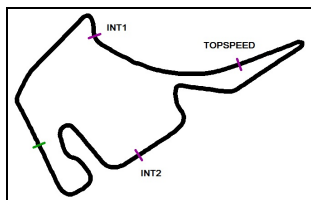
22	Kasperlik, DEU / Kern, DEU								theoretical besttime: 1:47.278								
1	7:04.171	5:28.414	115	58.409	143	37.348	180	210	4	1:47.394	23.677	139	49.488	177	34.229	184	242
2	1:51.170	25.368	143	51.098	174	34.704	185	238	5	1:56.127	23.660	142	49.574	177	42.893	57	241
3	1:47.333	23.699	143	49.504	177	34.130	186	242									

23	Kraihamer, AUT / Kofler, AUT								theoretical besttime: 1:47.887								
1	7:24.056	5:49.007	118	56.127	163	38.922	179	217	5	1:48.034	23.679	141	50.526	172	33.829	182	226
2	1:55.335	24.823	138	54.870	159	35.642	181	194	6	2:06.336	28.773	112	59.515	158	38.048	180	176
3	1:48.199	23.819	141	50.698	173	33.682	181	225	6	1:54.413	23.933	142	52.741	162	37.739	180	225
4	1:58.398	23.787	141	58.479	171	36.132	180	225	7	1:58.543	23.968	143	54.787	144	39.788	152	225

24	Siljehaug, NOR / Angermayr, AUT								theoretical besttime: 1:48.382								
1	2:15.962	38.111	133	59.349	137	38.502	181	156	5	1:59.033	25.437	132	56.437	147	37.159	182	184
2	1:54.497	26.516	131	53.678	171	34.303	182	214	5	2:01.356	24.137	132	53.075	161	44.144	58	221
2	1:49.239	24.102	140	50.903	172	34.234	181	226	6	4:59.964	3:30.658	133	53.903	170	35.403	182	206
3	1:48.624	23.699	141	50.701	173	34.224	181	226	7	1:48.717	24.034	141	50.532	173	34.151	182	226
4	1:48.549	23.755	142	50.596	173	34.198	182	227									

33	Benyahia, MAR / Fagg, GBR								theoretical besttime: 1:49.303								
1	2:05.564	31.271	130	57.478	163	36.815	179	198	5	2:01.848	25.892	134	56.807	157	39.149	180	213
2	1:50.195	24.549	143	50.879	172	34.767	181	236	6	1:52.968	24.372	143	53.224	171	35.372	180	237
3	1:49.303	24.136	142	50.457	173	34.710	180	237	7	1:49.543	24.155	143	50.571	173	34.817	180	236
4	2:00.648	24.090	142	53.168	137	43.390	180	238	7	1:57.334	24.042	144	50.815	168	42.477	53	236
4	2:03.199	24.619	143	59.450	120	39.130	180	214									

36	Suabo, DEU / Dienst, DEU								theoretical besttime: 1:47.714								
1	4:41.463	2:57.404	118	1:01.794	166	42.265	59	170	5	1:47.902	23.755	144	49.924	175	34.223	185	238
2	3:47.987	2:08.344	142	54.707	106	44.936	183	237	6	1:47.903	23.779	144	49.803	176	34.321	185	239
3	1:48.879	24.163	144	50.285	175	34.431	184	237	7	1:54.101	23.763	144	49.832	175	40.506	59	239
4	1:47.877	23.844	144	49.877	176	34.156	185	237									



ADAC GT4 Germany

Sector List Qualifying 2

Provisional



Hockenheimring, Length: 4574m

Air temperature: 21.8°C

Track temperature: 16.67°C

Weather condition: Dry

DMSB Reg. Nr.: DMSB 245/19

Sunday, September 15, 2019 9:40:00

Lap	Time	SE1	SP1	SE2	SP2	SE3	SP3	TSP	Lap	Time	SE1	SP1	SE2	SP2	SE3	SP3	TSP
48	Trefz, DEU / Haber, AUS								theoretical besttime: 1:48.036								
1	3:36.136	2:02.586	131	56.451	170	37.099	181	214	5	2:05.265	25.564	139	1:04.526	166	35.175	183	213
2	1:56.467	25.492	145	54.087	131	36.888	182	236	6	1:48.485	24.024	144	49.958	175	34.503	182	238
2	1:48.271	23.856	144	50.040	175	34.375	184	237	7	1:48.293	23.926	143	49.961	176	34.406	183	238
3	1:48.340	23.759	144	50.117	176	34.464	183	238	8	1:49.590	23.787	144	49.914	174	35.889	184	238
4	1:48.550	23.747	144	50.390	174	34.413	184	237	9	1:56.505	23.808	144	50.159	173	42.538	57	238

55	Danner, DEU / Laber, DEU								theoretical besttime: 1:51.642								
1	2:06.369	33.027	134	56.224	159	37.118	179	204	5	3:27.240	1:55.029	134	55.117	152	37.094	180	224
2	1:52.153	24.993	141	51.333	170	35.827	178	237	6	1:54.893	25.524	139	53.373	170	35.996	179	240
3	1:51.642	24.880	142	51.043	172	35.719	179	238	6	1:52.188	24.999	140	51.306	169	35.883	177	239
4	2:02.256	24.938	137	51.233	173	46.085	56	238	7	2:15.891	25.684	134	59.319	153	50.888	58	181

59	Martin-Dye, GBR / Jöns, DEU								theoretical besttime: 1:49.721								
1	3:49.798	2:19.206	140	53.904	165	36.688	178	226	5	6:16.098	4:34.516	134	57.472	135	44.110	174	188
2	1:51.774	24.650	138	51.699	170	35.425	179	231	6	1:50.243	24.164	140	51.276	169	34.803	178	231
3	1:50.037	24.096	140	51.011	170	34.930	179	234	7	1:50.230	24.060	141	51.058	169	35.112	179	230
4	2:00.458	24.176	140	51.561	164	44.721	52	234	8	1:50.082	23.962	142	50.956	167	35.164	177	229

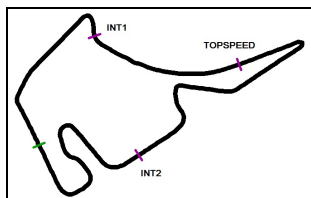
66	Dziwok, POL / Halek, AUT								theoretical besttime: 1:49.569								
1	4:00.706	2:32.843	141	51.760	161	36.103	182	237	5	1:49.800	24.084	144	50.747	172	34.972	184	237
2	1:49.719	24.228	137	50.741	173	34.750	180	237	5	1:57.844	24.327	139	51.075	170	42.442	54	236
3	1:49.977	24.273	139	50.846	173	34.858	180	236	6	3:01.315	1:35.182	140	50.937	172	35.196	180	237
4	1:49.895	24.078	138	50.782	172	35.035	178	236	7	2:00.782	24.358	141	51.633	169	44.791	51	235

69	Dörr, DEU / Trebing, USA								theoretical besttime: 1:49.310								
1	7:27.702	5:45.612	129	1:03.831	163	38.259	157	155	5	1:49.745	24.232	143	50.689	172	34.824	180	237
2	2:03.723	27.401	134	56.131	142	40.191	180	220	6	1:49.862	24.541	143	50.412	171	34.909	179	236
3	1:51.081	24.804	144	51.193	173	35.084	183	237	7	2:10.998	26.538	131	58.510	169	45.950	49	179
4	1:50.473	24.074	141	51.323	172	35.076	180	240									

77	Wankmüller, DEU / Heinemann, DEU								theoretical besttime: 1:47.127								
1	7:15.365	5:38.315	137	1:00.236	168	36.814	184	151	4	1:47.664	23.574	145	49.758	176	34.332	185	242
2	1:47.403	23.687	144	49.794	175	33.922	185	239	5	1:48.443	23.760	144	49.957	177	34.726	184	239
3	1:47.156	23.456	144	49.749	177	33.951	186	239	6	1:54.925	23.738	144	51.022	176	40.165	59	237

94	von der Laden, DEU / Valente, CHE								theoretical besttime: 1:49.288								
1	2:28.255	55.673	130	56.747	170	35.835	181	160	5	1:49.510	24.087	143	50.463	174	34.960	184	237
2	1:50.814	24.300	141	51.632	171	34.882	180	235	5	2:04.946	28.316	137	1:00.676	170	35.954	182	173
3	1:49.288	24.048	142	50.497	173	34.743	180	236	6	1:58.008	24.246	141	50.618	172	43.144	54	237
4	1:49.677	24.187	142	50.588	170	34.902	181	235									

99	Owega, DEU / Owega, DEU								theoretical besttime: 1:47.656								
1	5:37.635	4:03.947	125	56.702	168	36.986	179	180	6	1:54.091	24.739	143	54.638	173	34.714	185	191
2	1:50.060	24.953	144	50.813	175	34.294	185	230	7	1:48.184	23.790	144	50.014	174	34.380	184	239
3	1:47.787	23.629	143	50.068	175	34.090	184	238	8	1:48.262	23.692	144	50.137	174	34.433	184	237
4	1:47.750	23.552	143	50.056	175	34.142	183	238	9	1:54.264	23.643	144	50.185	172	40.436	49	237
5	1:47.822	23.653	144	50.020	175	34.149	183	239									



ADAC GT4 Germany

Top speed list Qualifying 2

Provisional



Hockenheimring, Length: 4574m

Air temperature: 21.8°C

Track temperature: 16.67°C

Weather condition: Dry

DMSB Reg. Nr.: DMSB 245/19

Sunday, September 15, 2019 9:40:00

#	Name (NAT)	Team	Car name	Speed	Lap	Race time
22	Lars Kern (DEU)	Team Allied-Racing (DEU)	Porsche Cayman GT4	242.69	4	11:20.437
21	Constantin Schöll (AUT)	Team Allied-Racing (DEU)	Porsche Cayman GT4	242.15	4	11:22.301
77	Tim Heinemann (DEU)	HP Racing International (DEU)	Mercedes-AMG GT4	242.15	4	11:27.497
6	Mike Beckhusen (DEU)	Racing One (DEU)	Audi R8 LMS GT4	241.61	4	10:32.109
17	Hendrik Still (DEU)	KÜS TEAM75 Bernhard (DEU)	Porsche Cayman GT4	241.07	4	6:20.561
5	Patricija Stalidzane (DEU)	Racing One (DEU)	Audi R8 LMS GT4	241.07	6	10:59.558
11	Oliver Mayer (DEU)	Bremotion (DEU)	Mercedes-AMG GT4	240.00	3	5:38.489
8	Tobias Dauenhauer (DEU)	Hofer Racing by Bonk Motorsport (CHE)	BMW M4 GT4	240.00	5	11:16.420
69	Dennis Trebing (USA)	Dörr Motorsport (DEU)	McLaren 570s GT4	240.00	4	12:00.818
99	Jusuf Owega (DEU)	GetSpeed Performance (DEU)	Mercedes-AMG GT4	239.46	5	11:41.006
55	Bernhard Laber (DEU)	Team GT (DEU)	McLaren 570s GT4	239.46	6	13:53.827
36	Marvin Dienst (DEU)	Schütz Motorsport (DEU)	Mercedes-AMG GT4	239.46	6	14:31.943
15	Thomas Tekaatt (DEU)	MRS Besagroup Racing (DEU)	BMW M4 GT4	239.46	10	19:42.721
48	Morgan Haber (AUS)	Leipert Motorsport (DEU)	Mercedes-AMG GT4	238.93	3	7:58.752
14	Georg Braun (DEU)	MRS Besagroup Racing (DEU)	BMW M4 GT4	238.41	2	10:41.665
3	Claudia Hürtgen (DEU)	Hofer Racing by Bonk Motorsport (CHE)	BMW M4 GT4	238.41	5	13:16.984
94	Alain Valente (CHE)	Team GT (DEU)	McLaren 570s GT4	237.88	6	12:31.029
66	Sascha Halek (AUT)	HP Racing International (DEU)	Porsche Cayman GT4	237.36	1	2:47.122
33	Charlie Fagg (GBR)	Team GT (DEU)	McLaren 570s GT4	237.36	3	4:34.190
7	Gabriele Piana (ITA)	RN Vision STS (DEU)	BMW M4 GT4	237.36	6	14:01.167
2	Thomas Jäger (AUT)	Hofer Racing by Bonk Motorsport (CHE)	BMW M4 GT4	236.84	3	10:38.217
18	Mike David Ortmann (DEU)	PROpeak Performance (DEU)	Aston Martin Vantage AMR GT4	236.32	5	9:12.207
19	Yannick Fübrieh (DEU)	PROpeak Performance (DEU)	Aston Martin Vantage AMR GT4	235.80	4	11:42.334
59	Christer Jöns (DEU)	Dörr Motorsport (DEU)	McLaren 570s GT4	234.78	4	8:10.249
24	Eike Angermayr (AUT)	Felbermayr Reiter (DEU)	KTM X-Bow GT4	227.84	4	8:26.643
23	Reinhard Kofler (AUT)	True Racing (AUT)	KTM X-Bow GT4	226.41	5	13:44.325