



ADAC GT Masters

Result List Race 1

Provisional



Hockenheimring, Length: 4574m

Air temperature: 26.69°C

Track temperature: 31.33°C

Weather condition: Dry

DMSB Reg. Nr.: DMSB 244/19

Saturday, September 14, 2019 14:45:00

started : 31 classified : 24 not classified : 7

	Drivers	Team	Car	Laps	Total Time	Gap	Kph	Lap	Time	Kph
1	63 M.Bortolotti(ITA) /C.Engelhart(DEU)	ORANGE1 by GRT Grasser(AUT)	LamborghiniHuracanGT3E	36	1:22:02.087		155.3	15	1:40.381	164.0
2	47 I.Dontje(NLD) /M.Götz(DEU)	MANN-FILTER Team HTP(DEU)	Mercedes-AMG GT3	36	1:22:04.190	2.103	155.3	10	1:40.532	163.7
3	8 D.Marschall(DEU)(J) /C.Schreiner(DEU)(J)	HCB-Rutronik-Racing	Audi R8 LMS GT3	36	1:22:15.740	13.653	121.0	16	1:40.295	164.1
4	21 J.Eriksson(SWE) /D.Keilwitz(DEU)	TeamZAKSPEEDBKMobilOilRacing	Mercedes-AMG GT3	36	1:22:16.208	14.121	154.9	7	1:41.053	162.9
5	17 T.Bernhard(DEU) /K.Bachler(AUT)	KÜS TEAM75 Bernhard(DEU)	Porsche 911 GT3 R	36	1:22:22.167	20.080	154.7	9	1:41.013	163.0
6	28 R.Feller(CHE)(J)/ D.Vanhoor(BEL)	MontaplastbyLand-Motorsport(DEU)	Audi R8 LMS GT3	36	1:22:23.152	21.065	154.8	17	1:41.102	162.8
7	33 F.Salaquarda(CZE) /F.Stippler(DEU)	Team ISR(CZE)	Audi R8 LMS GT3	36	1:22:27.336	25.249	154.6	10	1:41.208	162.6
8	71 M.Paul(DEU)(J)/ W.Tregurtha(GBR)(J)	T3 Motorsport	Audi R8 LMS GT3	36	1:22:27.685	25.598	154.8	21	1:41.196	162.7
9	31 P.Niederhauser(CHE) /K.van der Linde(ZAF)	HCB-Rutronik-Racing	Audi R8 LMS GT3	36	1:22:33.053	30.966	155.4	12	1:40.516	163.8
10	25 J.Schmidt(CHE)(J)/ C.Haase(DEU)	BWT Mücke Motorsport(DEU)	Audi R8 LMS GT3	36	1:22:33.580	31.493	154.6	19	1:41.229	162.6
11	13 D.Jahn(DEU) /S.Barth(DEU)(T)	RWT Racing(AUT)	Corvette C7 GT3-R	36	1:22:47.166	45.079	153.7	9	1:40.952	163.1
12	82 R.Ineichen(CHE)(T) /F.Perera(FRA)	ORANGE1 by GRT Grasser(AUT)	LamborghiniHuracanGT3E	36	1:22:50.678	48.591	153.6	8	1:41.035	162.9
13	24 M.Ortmann(DEU)(J)/ M.Winkelhock(DEU)	BWT Mücke Motorsport(DEU)	Audi R8 LMS GT3	36	1:22:53.388	51.301	153.8	17	1:41.536	162.1
14	19 M.Beretta(ITA)(J) /M.Mapelli(ITA)	ORANGE1 by GRT Grasser(AUT)	LamborghiniHuracanGT3E	36	1:22:54.366	52.279	153.8	7	1:41.401	162.3
15	69 L.Luhr(DEU)/ M.Holzer(DEU)	Iron Force Racing	Porsche 911 GT3 R	36	1:22:58.267	56.180	153.8	22	1:41.389	162.4
16	26 N.Rogivue(CHE)(J) /S.Mücke(DEU)	BWT Mücke Motorsport(DEU)	Audi R8 LMS GT3	36	1:23:11.371	1:09.284	153.0	8	1:41.357	162.4
17	11 E.Erhart(DEU) /P.Kaffer(DEU)	EFP Car Collection by TECE	Audi R8 LMS GT3	36	1:23:12.888	1:10.801	153.2	10	1:42.045	161.3
18	14 N.Sylvest(DNK)(J) /J.Klingmann(DEU)	MRS GT-Racing(DEU)	BMW M6 GT3	36	1:23:20.643	1:18.556	152.7	7	1:41.691	161.9
19	4 A.Hoti(DEU)(J)/ G.Rdest(POL)	Aust Motorsport(DEU)	Audi R8 LMS GT3	36	1:23:36.694	1:34.607	152.3	32	1:42.471	160.6
20	92 M.Seefried(DEU)(T)/ M.Campbell(AUS)	SSR Performance(DEU)	Porsche 911 GT3 R	36	1:23:38.320	1:36.233	153.3	18	1:41.137	162.8
21	7 L.Ludwig(DEU) /S.Asch(DEU)	HB Racing(AUT)	Ferrari 488 GT3	35	1:21:27.074	1 LAP	152.8	11	1:41.488	162.2
22	98 D.Griessner(AUT) /M.George(GBR)(J)	PROpeak Performance(DEU)	AstonMartinVantageAMR	35	1:22:10.335	1 LAP	151.4	11	1:42.804	160.1
23	36 M.Dienst(DEU)(J) /A.Read(AUS)(J)	Schütz Motorsport(DEU)	Mercedes-AMG GT3	35	1:23:10.290	1 LAP	148.5	10	1:41.102	162.8
24	1 R.Renauer(DEU)/ T.Preining(AUT)	Precote Herberth Motorsport(DEU)	Porsche 911 GT3 R	34	1:19:10.019	2 LAPS	154.3	18	1:40.956	163.1
Not classified										
20	K.Snoeks(NLD) /M.Wishofer(AUT)(J)	TeamZAKSPEEDBKMobilOilRacing	Mercedes-AMG GT3	25	1:04:37.484	11 LAPS	148.8	7	1:41.501	162.2
18	A.de Leener(BEL) /M.Cairolì(ITA)	KÜS TEAM75 Bernhard(DEU)	Porsche 911 GT3 R	12	40:44.288	24 LAPS	149.2	11	1:41.865	161.6
3	M.Hackländer(DEU)/C.Dreyspring(DEU)(J)	Aust Motorsport(DEU)	Audi R8 LMS GT3							
77	M.Pommer(DEU)/M.Kirchhöfer(DEU)	Callaway Competition(DEU)	Corvette C7 GT3-R							
29	M.Hofer(AUT)(J)/C.Mies(DEU)	MontaplastbyLand-Motorsport(DEU)	Audi R8 LMS GT3							
48	F.Vettel(DEU)(J)/P.Ellis(GBR)	MANN-FILTER Team HTP(DEU)	Mercedes-AMG GT3							
12	F.Spengler(DEU)/M.Drudi(ITA)(J)	EFP Car Collection by TECE	Audi R8 LMS GT3							

Fastest lap of the race. Car 8 driver Dennis Marschall on lap 16. Time 1:40.295, average speed 164.1 km/h.

Following race director decision drive through penalty converted into a time penalty of 30 seconds for car no. 31, 92

Subject to final scrutineering!

Publication time:	Clerk of the Course: Franz Josef Serr	Timekeeper: Steffen Ruhl
-------------------	---------------------------------------	--------------------------

ver: 1.0

www.adac.de/motorsport

Page 1/ 1 printed: 14.9.2019 16:13





ADAC GT Masters

Sector List Race 1

Provisional



Hockenheimring, Length: 4574m

Air temperature: 26.72°C

Track temperature: 31.36°C

Weather condition: Dry

DMSB Reg. Nr.: DMSB 244/19

Saturday, September 14, 2019 14:45:00

Lap	Time	SE1	SP1	SE2	SP2	SE3	SP3	TSP	Lap	Time	SE1	SP1	SE2	SP2	SE3	SP3	TSP
1 Renauer, DEU / Preining, AUT									theoretical besttime: 1:40.869								
1	20:29.631	30.470	139	1:17.928	76	18:41.233	79	253	19	1:41.239	22.238	157	46.723	190	32.278	200	254
2	2:25.143	37.639	137	1:01.629	181	45.875	99	81	20	1:41.799	22.411	156	46.878	189	32.510	201	254
3	2:26.634	34.805	155	1:07.502	79	44.327	198	181	21	1:42.483	22.432	157	47.246	188	32.805	198	255
4	1:43.462	22.770	157	47.475	190	33.217	200	252	22	1:43.149	22.507	151	47.976	188	32.666	200	248
5	1:42.912	22.681	156	47.150	192	33.081	199	253	23	1:42.238	22.560	156	47.024	188	32.654	198	256
6	1:42.130	22.502	157	47.046	191	32.582	199	254	24	1:41.829	22.304	157	46.882	189	32.643	199	255
7	1:41.937	22.518	157	46.798	190	32.621	201	253	25	1:42.588	22.540	158	47.322	190	32.726	199	258
8	1:41.741	22.367	157	46.957	190	32.417	200	254	26	1:42.053	22.519	158	47.205	189	32.329	198	257
9	1:41.556	22.269	157	46.852	190	32.435	201	250	27	1:41.562	22.409	157	46.736	189	32.417	198	252
10	1:41.507	22.244	157	46.786	187	32.477	200	252	28	1:41.672	22.385	158	46.762	189	32.525	199	253
11	1:41.612	22.289	157	46.973	191	32.350	200	254	29	1:41.579	22.329	157	46.962	188	32.288	198	253
12	1:41.539	22.264	156	46.846	191	32.429	201	252	30	1:41.710	22.444	157	46.751	189	32.515	198	253
13	1:41.774	22.301	156	46.943	190	32.530	200	255	31	1:41.361	22.348	157	46.634	189	32.379	197	254
14	1:42.017	22.436	157	46.985	191	32.596	202	255	32	1:41.692	22.423	154	46.867	190	32.402	199	254
15	1:47.137	22.414	157	47.152	189	37.571	58	255	33	1:41.447	22.257	158	46.844	189	32.346	201	253
16	2:45.997	1:26.835	157	46.970	190	32.192	201	250	34	1:42.585	22.383	155	46.931	189	33.271	199	252
17	1:41.348	22.404	153	46.658	191	32.286	201	252	35		22.847	157					250
18	1:40.956	22.053	157	46.721	190	32.182	199	253									

3 Hackländer, DEU / Dreyspring, DEU									theoretical besttime:								
1	27.829	93															

4 Hoti, DEU / Rdest, POL									theoretical besttime: 1:42.383								
1	20:33.147	31.300	141	1:15.133	84	18:46.714	94	247	19	1:43.738	22.930	150	47.686	188	33.122	197	252
2	2:25.756	39.697	136	1:01.912	180	44.147	109	105	20	1:43.018	22.883	150	47.139	188	32.996	198	251
3	2:25.519	36.321	148	1:05.803	88	43.395	193	144	21	1:42.768	22.725	148	47.333	187	32.710	199	251
4	1:43.582	22.951	154	47.596	187	33.035	195	251	22	1:43.086	22.703	152	47.205	184	33.178	198	252
5	1:43.113	22.625	154	47.664	187	32.824	198	252	23	1:43.319	22.760	150	47.396	188	33.163	197	251
6	1:43.223	22.912	154	47.521	188	32.790	195	251	24	1:43.189	22.845	154	47.386	187	32.958	197	252
7	1:42.975	22.765	154	47.403	187	32.807	195	252	25	1:43.836	22.756	155	47.765	188	33.315	197	252
8	1:42.926	22.670	155	47.453	188	32.803	195	251	26	1:44.195	22.949	156	47.753	189	33.493	198	253
9	1:42.946	22.642	154	47.551	188	32.753	194	250	27	1:43.984	23.268	151	47.722	187	32.994	197	253
10	1:43.169	22.882	155	47.470	186	32.817	198	250	28	1:42.769	22.716	154	47.235	189	32.818	198	252
11	1:43.115	22.818	156	47.492	188	32.805	197	250	29	1:42.583	22.689	154	47.109	189	32.785	197	253
12	1:42.721	22.619	155	47.264	188	32.838	195	251	30	1:43.309	22.838	155	47.326	188	33.145	196	253
13	1:43.095	22.697	155	47.576	187	32.822	198	251	31	1:42.970	22.802	155	47.223	189	32.945	196	252
14	1:43.754	23.281	153	47.705	186	32.768	197	251	32	1:42.471	22.694	155	47.054	188	32.723	197	252
15	1:43.251	22.797	155	47.571	186	32.883	196	251	33	1:42.702	22.662	154	47.106	188	32.934	198	252
16	1:43.461	22.811	155	47.482	187	33.168	195	252	34	1:43.550	22.844	155	47.410	189	33.296	197	251
17	1:48.696	22.821	156	47.586	185	38.289	58	251	35	1:45.962	24.083	151	48.399	187	33.480	197	250
18	2:59.430	1:37.785	144	48.084	186	33.561	197	250	36	1:45.366	23.427	153	48.320	188	33.619	198	250

7 Ludwig, DEU / Asch, DEU									theoretical besttime: 1:41.358								
1	20:23.737	28.198	123	1:11.927	75	18:43.612	61	252	19	1:46.873	22.583	157	46.978	187	37.312	56	257
2	2:25.510	35.446	142	1:01.933	82	48.131	115	180	20	2:46.825	1:26.978	151	47.177	187	32.670	201	255
3	2:28.409	32.243	151	1:10.214	71	45.952	199	156	21	1:42.322	22.507	152	47.120	188	32.695	199	255
4	1:42.530	22.601	154	47.224	188	32.705	197	256	22	1:43.073	22.959	145	47.625	190	32.489	201	254
5	1:42.037	22.447	156	46.970	190	32.620	199	256	23	1:42.196	22.649	154	47.039	188	32.508	200	255
6	1:42.072	22.470	155	47.165	190	32.437	202	256	24	1:42.095	22.464	156	46.969	188	32.662	199	255
7	1:41.616	22.407	155	46.822	190	32.387	200	258	25	1:42.538	22.590	153	47.253	190	32.695	201	258
8	1:41.658	22.305	155	46.852	190	32.501	198	255	26	1:44.082	22.536	152	48.584	187	32.962	200	257
9	1:43.881	22.409	156	47.020	189	34.452	197	252	27	1:42.542	22.677	156	46.976	188	32.889	199	256
10	1:41.689	22.434	154	46.849	188	32.406	197	258	28	1:42.257	22.601	155	47.009	189	32.647	200	257
11	1:41.488	22.370	156	46.793	189	32.325	202	257	29	1:42.454	22.748	157	46.981	187	32.725	200	258
12	1:41.846	22.299	156	46.983	189	32.564	198	258	30	1:42.558	22.660	154	47.179	189	32.719	199	258
13	1:42.192	22.667	154	47.174	190	32.351	200	259	31	1:42.291	22.634	154	47.045	188	32.612	200	254
14	1:42.201	22.446	158	47.227	189	32.528	200	260	32	1:42.524	22.694	154	47.124	187	32.706	200	256
15	1:42.271	22.500	155	47.207	188	32.564	201	258	33	1:42.259	22.674	156	46.916	188	32.669	199	257
16	1:41.670	22.481	156	46.758	190	32.431	199	257	34	1:55.916	22.861	154	48.145	186	44.910	178	255
17	1:41.606	22.275	155	46.949	188	32.382	200	255	35	1:56.194	26.772	122	53.624	175	35.798	187	236
18	1:41.662	22.321	155	46.976	189	32.365	201	258	36		25.113	146	51.930	174			245





ADAC GT Masters

Sector List Race 1

Provisional



Hockenheimring, Length: 4574m

Air temperature: 26.72°C

Track temperature: 31.36°C

Weather condition: Dry

DMSB Reg. Nr.: DMSB 244/19

Saturday, September 14, 2019 14:45:00

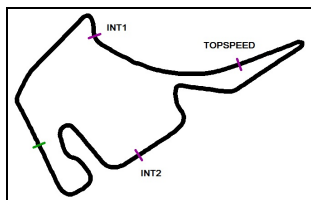
Lap	Time	SE1	SP1	SE2	SP2	SE3	SP3	TSP	Lap	Time	SE1	SP1	SE2	SP2	SE3	SP3	TSP
8 Marschall, DEU / Schreiner, DEU									theoretical besttime: 1:40.179								
1	2:54.870	25.819	153	1:06.308	74	1:22.743	18	250	19	1:47.632	22.809	139	48.185	187	36.638	58	254
2	19:43.710	17:52.303	122	1:03.218	107	48.189	125	192	20	2:47.415	1:27.442	158	47.289	187	32.684	199	254
3	2:33.093	31.990	104	1:10.321	117	50.782	197	155	21	1:41.800	22.492	154	46.861	189	32.447	199	255
4	1:42.291	22.304	154	47.659	187	32.328	199	251	22	1:42.183	22.514	158	46.889	190	32.780	194	255
5	1:41.166	22.102	156	46.812	191	32.252	199	252	23	1:42.190	22.877	158	46.740	190	32.573	199	255
6	1:40.758	22.100	156	46.667	191	31.991	199	253	24	1:43.409	22.547	158	46.749	187	34.113	195	255
7	1:40.465	22.099	155	46.514	191	31.852	199	252	25	1:42.233	22.777	158	46.769	188	32.687	199	255
8	1:40.500	22.056	156	46.523	191	31.921	199	252	26	1:42.057	22.684	158	46.820	190	32.553	198	256
9	1:40.433	22.026	155	46.512	191	31.895	200	252	27	1:42.085	22.668	159	46.860	189	32.557	198	257
10	1:40.527	22.111	155	46.540	191	31.876	200	253	28	1:41.974	22.614	158	46.806	190	32.554	199	256
11	1:40.505	22.123	156	46.545	191	31.837	201	252	29	1:42.203	22.891	159	46.760	190	32.552	199	256
12	1:40.462	22.077	155	46.526	191	31.859	200	252	30	1:42.186	22.902	158	46.787	190	32.497	199	256
13	1:40.355	22.099	155	46.562	191	31.694	201	254	31	1:41.855	22.552	159	46.835	189	32.468	199	256
14	1:40.657	22.245	154	46.600	191	31.812	201	253	32	1:41.947	22.868	159	46.614	190	32.465	199	256
15	1:40.468	22.031	156	46.546	190	31.891	200	254	33	1:41.992	22.670	159	46.871	190	32.451	199	257
16	1:40.295	22.000	156	46.485	190	31.810	201	254	34	1:43.021	23.353	158	46.991	189	32.677	200	255
17	1:40.638	22.053	156	46.494	190	32.091	201	257	35	1:43.295	22.706	160	47.587	190	33.002	199	255
18	1:41.287	22.106	156	46.845	190	32.336	201	258	36	1:43.783	23.268	159	47.327	190	33.188	198	254

11 Erhart, DEU / Kaffer, DEU									theoretical besttime: 1:41.852								
1	20:32.759	31.200	131	1:20.169	74	18:41.390	93	257	19	1:42.952	22.885	153	47.454	187	32.613	197	251
2	2:25.342	39.079	146	1:00.498	184	45.765	113	105	20	1:47.398	22.797	152	47.517	187	37.084	58	252
3	2:25.294	35.939	152	1:06.318	86	43.037	195	143	21	2:47.485	1:26.908	150	47.919	185	32.658	198	251
4	1:43.465	22.929	153	47.554	186	32.982	196	251	22	1:43.183	22.954	151	47.575	185	32.654	199	251
5	1:43.050	22.687	153	47.536	188	32.827	197	251	23	1:42.554	22.514	153	47.307	188	32.733	197	252
6	1:42.512	22.727	153	47.202	188	32.583	197	252	24	1:42.921	22.776	153	47.341	186	32.804	193	252
7	1:42.258	22.714	154	47.000	188	32.544	198	252	25	1:42.954	22.725	154	47.630	187	32.599	196	251
8	1:42.324	22.598	154	47.053	186	32.673	198	253	26	1:42.662	22.658	154	47.285	187	32.719	197	254
9	1:42.290	22.583	154	47.221	189	32.486	198	252	27	1:43.613	22.622	155	47.721	187	33.270	198	254
10	1:42.045	22.468	152	47.193	186	32.384	198	252	28	1:43.972	22.954	156	47.928	186	33.090	193	254
11	1:42.144	22.602	153	47.118	189	32.424	198	251	29	1:43.475	22.897	156	47.803	186	32.775	198	254
12	1:42.469	22.696	154	47.014	187	32.759	197	252	30	1:42.961	22.700	154	47.453	187	32.808	198	252
13	1:42.476	22.663	154	47.209	189	32.604	197	252	31	1:42.645	22.665	155	47.295	187	32.685	196	252
14	1:42.407	22.709	154	47.185	188	32.513	198	252	32	1:43.153	22.812	156	47.431	187	32.910	198	252
15	1:42.114	22.688	153	47.026	188	32.400	199	253	33	1:43.562	22.745	154	48.070	184	32.747	197	255
16	1:42.675	22.663	154	47.286	187	32.726	198	252	34	1:45.018	22.965	153	48.348	185	33.705	196	251
17	1:42.673	22.816	154	47.280	187	32.577	198	252	35	1:45.869	24.108	153	48.177	184	33.584	197	254
18	1:42.970	22.886	153	47.348	187	32.736	197	250	36	1:45.244	23.844	152	48.097	184	33.303	197	251

12 Spengler, DEU / Drudi, ITA									theoretical besttime:								
1		30.970	131	1:28.573	44			253									

13 Jahn, DEU / Barth, DEU									theoretical besttime: 1:40.857								
1	20:18.777	27.636	135	1:10.914	75	18:40.227	42	247	19	1:41.989	22.340	158	47.159	187	32.490	203	260
2	2:25.839	34.315	125	1:02.092	84	49.432	132	151	20	1:46.661	22.590	161	47.096	188	36.975	59	265
3	2:29.351	30.755	151	1:10.404	94	48.192	200	140	21	2:46.565	1:26.730	156	47.226	185	32.609	203	257
4	1:42.598	22.681	160	47.383	187	32.534	202	257	22	1:41.755	22.310	157	46.958	184	32.487	204	256
5	1:41.704	22.336	160	46.808	187	32.560	202	258	23	1:41.889	22.385	157	46.907	186	32.597	202	255
6	1:41.353	22.308	160	46.704	189	32.341	202	258	24	1:41.751	22.402	156	46.834	188	32.515	202	257
7	1:41.219	22.187	159	46.665	189	32.367	202	262	25	1:41.998	22.413	156	47.161	187	32.424	204	255
8	1:41.189	22.360	159	46.601	187	32.228	202	259	26	1:42.122	22.453	157	46.992	187	32.677	201	255
9	1:40.952	22.202	159	46.468	188	32.282	203	259	27	1:41.860	22.471	157	46.932	188	32.457	201	256
10	1:40.984	22.201	160	46.513	188	32.270	206	260	28	1:46.127	22.483	156	46.932	187	36.712	58	256
11	1:41.241	22.248	161	46.739	188	32.254	205	259	29	1:54.269	34.756	156	47.041	187	32.472	201	257
12	1:42.074	22.280	159	47.482	190	32.312	205	256	30	1:41.840	22.507	156	46.866	187	32.467	201	257
13	1:40.989	22.259	160	46.528	189	32.202	204	259	31	1:42.115	22.691	156	46.909	187	32.515	201	256
14	1:41.381	22.326	161	46.779	187	32.276	206	260	32	1:42.327	22.400	156	47.302	181	32.625	202	256
15	1:42.068	22.317	161	47.270	187	32.481	202	253	33	1:41.900	22.454	158	46.828	188	32.618	202	255
16	1:41.385	22.235	162	46.735	188	32.415	203	258	34	1:46.449	23.448	150	47.652	186	35.349	195	253
17	1:41.240	22.325	160	46.615	191	32.300	204	258	35	1:45.847	24.026	145	48.253	188	33.568	198	251
18	1:41.374	22.273	162	46.753	188	32.348	206	259	36	1:43.984	23.009	152	47.684	188	33.291	201	252





ADAC GT Masters

Sector List Race 1

Provisional



Hockenheimring, Length: 4574m

Air temperature: 26.72°C

Track temperature: 31.36°C

Weather condition: Dry

DMSB Reg. Nr.: DMSB 244/19

Saturday, September 14, 2019 14:45:00

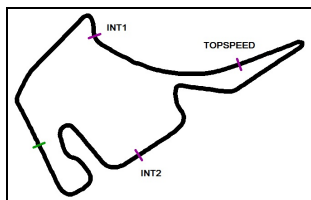
Lap	Time	SE1	SP1	SE2	SP2	SE3	SP3	TSP	Lap	Time	SE1	SP1	SE2	SP2	SE3	SP3	TSP
14 Sylvest, DNK / Klingmann, DEU									theoretical besttime: 1:41.489								
1	20:26.793	29.775	126	1:22.660	69	18:34.358	78	243	19	1:43.264	22.858	154	47.484	188	32.922	197	256
2	2:25.126	36.484	140	1:01.848	170	46.794	86	68	20	1:43.028	22.710	154	47.601	186	32.717	199	254
3	2:28.343	33.984	147	1:08.727	77	45.632	196	144	21	1:43.041	22.606	154	47.817	187	32.618	198	253
4	1:43.751	22.789	155	48.164	188	32.798	199	255	22	1:43.351	22.773	154	47.638	186	32.940	198	254
5	1:42.859	22.609	156	47.628	188	32.622	202	256	23	1:43.194	22.777	152	47.750	189	32.667	199	252
6	1:42.135	22.290	154	47.305	189	32.540	201	254	24	1:43.088	22.591	154	47.645	188	32.852	199	253
7	1:41.691	22.336	155	47.139	190	32.216	201	257	25	1:43.158	22.619	154	47.723	188	32.816	198	252
8	1:43.661	22.409	156	48.651	189	32.601	201	257	26	1:43.369	22.772	154	47.585	189	33.012	198	253
9	1:41.856	22.385	155	47.205	191	32.266	200	256	27	1:43.829	22.771	154	47.973	188	33.085	198	254
10	1:41.693	22.286	157	46.987	190	32.420	200	257	28	1:43.751	22.852	153	48.037	188	32.862	198	254
11	1:41.870	22.411	156	47.001	192	32.458	201	256	29	1:45.867	23.010	156	49.341	185	33.516	198	254
12	1:42.169	22.556	155	47.166	190	32.447	201	256	30	1:43.680	22.892	155	47.687	188	33.101	199	256
13	1:41.903	22.442	156	47.057	191	32.404	201	257	31	1:43.821	22.735	154	47.793	188	33.293	197	255
14	1:41.950	22.419	156	47.009	191	32.522	201	257	32	1:44.329	23.082	152	48.043	187	33.204	198	254
15	1:42.332	22.440	156	47.262	190	32.630	201	257	33	1:44.039	22.871	154	48.032	188	33.136	199	255
16	1:42.475	22.567	156	47.423	190	32.485	200	256	34	1:45.470	23.338	147	48.389	186	33.743	195	254
17	1:46.760	22.481	157	47.241	190	37.038	59	255	35	1:46.730	24.126	150	48.664	186	33.940	198	253
18	2:49.900	1:27.764	141	48.977	188	33.159	198	254	36	1:46.367	23.704	149	48.507	185	34.156	196	252

Lap	Time	SE1	SP1	SE2	SP2	SE3	SP3	TSP	Lap	Time	SE1	SP1	SE2	SP2	SE3	SP3	TSP
17 Bernhard, DEU / Bachler, AUT									theoretical besttime: 1:40.873								
1	20:18.046	26.813	154	1:08.939	70	18:42.294	0	252	19	1:41.866	22.422	157	46.924	189	32.520	198	253
2	2:25.576	34.537	136	1:02.052	90	48.987	139	176	20	1:46.192	22.529	156	46.876	188	36.787	58	254
3	2:30.179	31.263	152	1:10.118	96	48.798	197	150	21	2:46.035	1:26.472	157	46.926	190	32.637	198	252
4	1:43.285	22.546	157	47.949	187	32.790	199	254	22	1:41.809	22.507	157	46.912	189	32.390	199	254
5	1:41.844	22.430	157	46.912	191	32.502	198	251	23	1:41.890	22.454	156	47.012	188	32.424	199	254
6	1:41.374	22.440	156	46.795	191	32.139	199	252	24	1:41.852	22.455	156	46.894	189	32.503	199	254
7	1:41.120	22.349	156	46.733	190	32.038	199	253	25	1:42.029	22.534	156	46.863	190	32.632	199	254
8	1:41.062	22.215	157	46.724	190	32.123	199	254	26	1:41.945	22.430	156	46.829	190	32.686	197	254
9	1:41.013	22.311	156	46.657	191	32.045	199	252	27	1:41.955	22.462	156	46.953	190	32.540	198	255
10	1:41.092	22.351	158	46.740	190	32.001	200	254	28	1:42.089	22.529	156	46.904	190	32.656	198	255
11	1:41.653	22.681	157	46.810	191	32.162	200	252	29	1:41.569	22.449	157	46.828	188	32.292	199	253
12	1:41.471	22.324	157	46.933	189	32.214	199	254	30	1:41.748	22.500	156	46.913	189	32.335	200	253
13	1:41.505	22.528	157	46.897	190	32.080	199	252	31	1:41.535	22.317	157	46.877	189	32.341	199	253
14	1:41.549	22.522	157	46.921	189	32.106	199	252	32	1:41.727	22.494	156	46.831	190	32.402	199	252
15	1:41.762	22.434	156	47.039	189	32.289	200	252	33	1:41.745	22.495	157	46.859	190	32.391	199	252
16	1:41.863	22.379	155	47.003	190	32.481	200	252	34	1:42.048	22.508	157	46.887	189	32.653	198	251
17	1:41.352	22.418	157	46.849	189	32.085	201	253	35	1:42.988	22.769	156	47.331	188	32.888	198	251
18	1:41.496	22.451	157	46.855	190	32.190	200	254	36	1:43.903	23.236	156	47.573	188	33.094	197	250

Lap	Time	SE1	SP1	SE2	SP2	SE3	SP3	TSP	Lap	Time	SE1	SP1	SE2	SP2	SE3	SP3	TSP
18 de Leener, BEL / Cairoli, ITA									theoretical besttime: 1:41.666								
1	20:30.646	30.732	134	1:23.682	59	18:36.232	79	244	8	1:42.953	22.521	155	48.102	188	32.330	199	253
2	2:25.289	37.828	144	1:01.194	182	46.267	101	73	9	1:42.076	22.578	156	47.128	190	32.370	198	253
3	2:26.349	34.755	155	1:07.928	87	43.666	197	176	10	1:42.002	22.514	153	47.234	190	32.254	199	251
4	1:43.292	22.799	158	47.599	188	32.894	197	251	11	1:41.865	22.554	155	47.101	190	32.210	200	251
5	1:42.871	22.886	157	47.300	189	32.685	199	252	12	1:42.428	22.585	155	47.163	185	32.680	199	253
6	1:42.396	22.760	155	47.108	190	32.528	198	252	13								
7	1:42.121	22.471	156	46.985	191	32.665	198	253									

Lap	Time	SE1	SP1	SE2	SP2	SE3	SP3	TSP	Lap	Time	SE1	SP1	SE2	SP2	SE3	SP3	TSP
19 Beretta, ITA / Mapelli, ITA									theoretical besttime: 1:41.333								
1	20:27.871	29.211	135	1:15.669	80	18:42.991	79	247	19	2:46.877	1:26.606	155	47.317	187	32.954	198	255
2	2:24.746	36.333	133	1:01.817	150	46.596	90	72	20	1:42.933	22.646	156	47.645	188	32.642	200	255
3	2:27.898	33.867	152	1:08.881	80	45.150	197	133	21	1:42.191	22.555	156	46.995	188	32.641	199	253
4	1:42.845	22.761	155	47.484	188	32.600	198	256	22	1:42.133	22.341	156	47.172	190	32.620	199	254
5	1:42.359	22.511	156	47.364	191	32.484	199	254	23	1:42.379	22.532	156	47.276	188	32.571	199	253
6	1:41.828	22.397	155	47.164	190	32.267	199	254	24	1:42.176	22.526	156	47.143	189	32.507	199	254
7	1:41.401	22.260	155	46.897	190	32.244	199	255	25	1:42.210	22.544	156	46.982	188	32.684	198	252
8	1:41.514	22.441	157	46.838	191	32.235	198	257	26	1:42.859	22.523	157	47.556	188	32.780	199	254
9	1:42.043	22.508	155	46.944	187	32.591	198	255	27	1:42.807	22.648	156	47.312	186	32.847	198	256
10	1:42.139	22.629	156	47.065	191	32.445	198	257	28	1:42.775	22.563	157	47.410	189	32.802	199	256
11	1:41.742	22.526	156	46.939	190	32.277	199	256	29	1:42.143	22.529	157	46.887	189	32.727	198	256
12	1:42.009	22.334	156	47.046	190	32.629	199	258	30	1:42.301	22.530	158	47.167	190	32.604	200	256
13	1:41.912	22.371	153	46.990	191	32.551	198	255	31	1:42.939	22.513	157	47.612	191	32.814	200	258





ADAC GT Masters

Sector List Race 1

Provisional



Hockenheimring, Length: 4574m

Air temperature: 26.72°C

Track temperature: 31.36°C

Weather condition: Dry

DMSB Reg. Nr.: DMSB 244/19

Saturday, September 14, 2019 14:45:00

Lap	Time	SE1	SP1	SE2	SP2	SE3	SP3	TSP	Lap	Time	SE1	SP1	SE2	SP2	SE3	SP3	TSP
14	1:42.053	22.480	156	46.993	191	32.580	198	257	32	1:42.563	22.655	157	47.136	188	32.772	200	255
15	1:42.409	22.558	157	47.282	190	32.569	199	258	33	1:42.069	22.635	156	46.856	189	32.578	198	256
16	1:42.247	22.541	156	47.177	188	32.529	200	256	34	1:45.030	22.783	155	47.530	188	34.717	194	255
17	1:41.838	22.392	157	47.088	190	32.358	199	255	35	1:48.191	26.771	156	47.769	188	33.651	195	253
18	1:46.565	22.674	155	47.148	190	36.743	57	254	36	1:44.371	23.449	157	47.575	186	33.347	198	253

20 Snoeks, NLD / Wishofer, AUT

theoretical besttime: 1:41.424

1	20:22.646	28.481	137	1:21.262	76	18:32.903	83	245	14	1:42.152	22.491	153	47.224	189	32.437	199	254
2	2:25.839	35.656	138						15	1:47.186	22.621	155	47.116	187	37.449	58	254
3	2:28.463	31.792	156						16	2:01.230	35.777	156	47.155	187	38.298	57	253
4	1:42.662	22.593	154	47.192		32.877		255	17	2:54.939	1:34.674	152	47.545	188	32.720	200	254
5	1:42.201	22.475	153	47.003	189	32.723		255	18	1:43.350	22.794	154	47.414	185	33.142	198	254
6	1:42.043	22.577	153	47.089		32.377	200	252	19	1:42.548	22.863	158	47.168	188	32.517	197	257
7	1:41.501	22.308	155	46.830	190	32.363	200	255	20	1:42.035	22.714	156	46.905	189	32.416	199	254
8	1:41.859	22.521	154	46.753	188	32.585	199	255	21	1:41.887	22.552	155	46.955	189	32.380	199	254
9	1:42.603	22.490	154	47.109	183	33.004	199	253	22	1:42.263	22.696	155	47.190	186	32.377	200	254
10	1:41.636	22.372	154	46.838	189	32.426	199	253	23	1:42.234	22.672	154	47.039	189	32.523	199	254
11	1:41.645	22.362	156	46.880	189	32.403	199	254	24	1:42.152	22.597	157	47.014	187	32.541	199	254
12	1:43.028	22.604	154	47.935	188	32.489	197	254	25	1:57.262	22.696	156	47.552	186	47.014	58	256
13	1:42.120	22.656	154	47.094	189	32.370	199	254									

21 Eriksson, SWE / Keilwitz, DEU

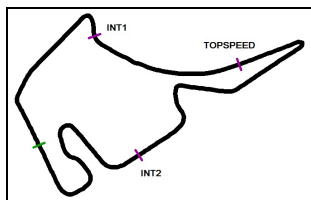
theoretical besttime: 1:40.803

1	20:17.403	27.284	143	1:10.517	73	18:39.602	0	255	19	1:42.203	22.559	156	47.069	189	32.575	200	255
2	2:25.175	34.182	135	1:02.171	96	48.822	146	181	20	1:46.641	22.576	158	47.064	190	37.001	58	255
3	2:30.800	31.423	138	1:09.922	113	49.455	197	153	21	2:45.829	1:26.654	155	47.024	188	32.151	201	251
4	1:42.649	22.692	156	47.575	187	32.382	199	254	22	1:41.461	22.509	157	46.868	190	32.084	201	253
5	1:41.502	22.359	157	46.839	190	32.304	199	252	23	1:41.472	22.441	157	46.996	188	32.035	200	252
6	1:41.571	22.540	156	46.827	190	32.204	199	253	24	1:41.638	22.512	158	46.960	189	32.166	201	252
7	1:41.053	22.334	156	46.614	191	32.105	201	255	25	1:41.590	22.430	158	46.914	190	32.246	200	252
8	1:41.119	22.367	155	46.709	190	32.043	200	254	26	1:41.726	22.453	159	46.960	190	32.313	200	254
9	1:41.201	22.368	157	46.646	189	32.187	199	254	27	1:41.569	22.386	158	46.886	190	32.297	199	254
10	1:41.059	22.247	157	46.635	189	32.177	201	254	28	1:41.814	22.563	157	46.918	190	32.333	200	254
11	1:41.266	22.346	157	46.738	190	32.182	200	255	29	1:41.869	22.447	158	47.035	189	32.387	199	254
12	1:41.664	22.499	158	47.068	191	32.097	200	254	30	1:41.565	22.474	157	46.860	190	32.231	200	254
13	1:41.373	22.418	157	46.816	190	32.139	199	253	31	1:41.692	22.485	159	47.023	191	32.184	200	254
14	1:41.425	22.357	158	46.807	191	32.261	200	254	32	1:41.568	22.442	158	46.848	190	32.278	201	254
15	1:41.674	22.427	159	47.130	191	32.117	200	255	33	1:41.742	22.623	159	46.862	190	32.257	201	255
16	1:41.316	22.491	157	46.798	190	32.027	201	253	34	1:41.367	22.310	159	46.825	191	32.232	201	253
17	1:41.277	22.525	156	46.810	190	31.942	201	253	35	1:42.284	22.572	160	46.994	190	32.718	199	254
18	1:41.611	22.487	157	46.971	191	32.153	200	253	36	1:43.040	23.040	158	47.363	190	32.637	200	254

24 Ortmann, DEU / Winkelhock, DEU

theoretical besttime: 1:41.311

1	20:28.413	29.710	139	1:30.133	62	18:28.570	73	238	19	1:41.699	22.415	154	47.001	187	32.283	198	255
2	2:24.739	36.615	144	1:01.696	138	46.428	93	77	20	1:41.676	22.446	154	46.968	189	32.262	199	254
3	2:28.765	34.616	152	1:10.041	79	44.108	196	174	21	1:41.998	22.488	154	47.017	188	32.493	197	253
4	1:43.321	22.718	154	47.603	186	33.000	197	253	22	1:41.866	22.381	153	47.061	188	32.424	199	254
5	1:42.850	22.778	155	47.376	188	32.696	197	253	23	1:42.106	22.399	154	47.236	188	32.471	198	254
6	1:42.246	22.589	154	47.151	189	32.506	198	254	24	1:41.669	22.336	153	47.103	189	32.230	198	253
7	1:42.089	22.472	155	47.224	189	32.393	199	255	25	1:41.698	22.277	155	47.078	188	32.343	198	253
8	1:42.249	22.333	154	47.310	187	32.606	198	255	26	1:42.364	22.325	155	47.256	188	32.783	196	254
9	1:42.087	22.590	155	47.132	188	32.365	198	254	27	1:42.891	22.580	155	47.655	188	32.656	198	255
10	1:41.691	22.344	155	46.946	189	32.401	199	253	28	1:42.779	22.511	155	47.473	186	32.795	197	255
11	1:41.762	22.432	154	46.974	189	32.356	199	254	29	1:42.290	22.469	155	47.359	189	32.462	198	254
12	1:42.093	22.506	155	47.094	189	32.493	197	255	30	1:42.518	22.734	155	47.342	190	32.442	198	255
13	1:42.138	22.426	155	47.175	188	32.537	198	256	31	1:42.636	22.440	154	47.280	185	32.916	196	255
14	1:41.971	22.575	155	47.085	189	32.311	199	255	32	1:42.601	22.556	154	47.273	188	32.772	198	254
15	1:47.168	22.470	155	47.269	188	37.429	58	255	33	1:42.640	22.526	155	47.184	188	32.930	198	255
16	2:46.711	1:27.280	153	47.092	186	32.339	199	252	34	1:45.589	22.761	147	48.211	187	34.617	194	252
17	1:41.536	22.417	154	47.031	188	32.088	200	254	35	1:45.628	24.194	153	48.085	187	33.349	196	252
18	1:42.697	22.659	149	47.730	187	32.308	198	252	36	1:44.214	23.369	154	47.884	187	32.961	198	251



ADAC GT Masters

Sector List Race 1

Provisional



Hockenheimring, Length: 4574m

Air temperature: 26.72°C

Track temperature: 31.36°C

Weather condition: Dry

DMSB Reg. Nr.: DMSB 244/19

Saturday, September 14, 2019 14:45:00

Lap	Time	SE1	SP1	SE2	SP2	SE3	SP3	TSP	Lap	Time	SE1	SP1	SE2	SP2	SE3	SP3	TSP
25 Schmidt, CHE / Haase, DEU									theoretical besttime: 1:40.943								
1	20:25.755	29.256	118	1:14.019	81	18:42.480	76	245	19	1:41.229	22.301	154	46.808	188	32.120	199	254
2	2:25.506	35.501	144	1:01.912	105	48.093	85	69	20	1:42.498	22.807	153	47.175	188	32.516	197	255
3	2:28.088	32.856	154	1:09.641	69	45.591	195	159	21	1:41.830	22.394	155	47.137	188	32.299	198	255
4	1:42.753	22.560	155	47.394	187	32.799	198	253	22	1:41.494	22.315	155	46.875	188	32.304	199	254
5	1:42.661	22.605	155	47.237	188	32.819	199	253	23	1:41.602	22.396	155	46.917	190	32.289	199	253
6	1:41.984	22.424	155	47.109	187	32.451	198	255	24	1:41.671	22.477	154	46.915	187	32.279	199	254
7	1:41.797	22.443	154	46.915	189	32.439	197	255	25	1:41.756	22.357	156	46.893	189	32.506	199	253
8	1:41.535	22.444	156	46.740	189	32.351	199	255	26	1:41.576	22.376	155	46.815	188	32.385	198	254
9	1:41.842	22.447	154	46.928	189	32.467	198	254	27	1:41.946	22.550	154	46.890	191	32.506	197	254
10	1:42.383	22.803	154	47.069	189	32.511	198	255	28	1:41.881	22.523	157	46.962	189	32.396	198	254
11	1:41.625	22.370	156	46.876	188	32.379	199	255	29	1:42.649	22.574	156	47.748	190	32.327	198	255
12	1:41.933	22.503	155	47.083	188	32.347	199	255	30	1:42.026	22.593	154	47.012	189	32.421	199	254
13	1:41.916	22.413	155	46.985	189	32.518	198	255	31	1:41.876	22.582	155	46.922	189	32.372	198	254
14	1:42.240	22.524	157	47.059	188	32.657	199	255	32	1:41.814	22.634	155	46.906	189	32.274	199	254
15	1:42.359	22.572	154	47.131	188	32.656	199	257	33	1:42.134	22.600	156	46.801	189	32.733	199	254
16	1:45.995	22.481	155	46.903	188	36.611	58	254	34	1:41.939	22.604	156	46.917	189	32.418	199	253
17	2:45.658	1:26.905	154	46.646	188	32.107	197	251	35	1:42.924	22.628	154	47.445	188	32.851	197	252
18	1:41.370	22.325	154	47.049	188	31.996	199	252	36	1:43.335	23.191	154	47.386	189	32.758	198	252

Lap	Time	SE1	SP1	SE2	SP2	SE3	SP3	TSP	Lap	Time	SE1	SP1	SE2	SP2	SE3	SP3	TSP
26 Rogivue, CHE / Mücke, DEU									theoretical besttime: 1:41.324								
1	20:24.703	28.972	124	1:13.661	75	18:42.070	61	246	19	1:41.777	22.254	155	47.090	188	32.433	197	254
2	2:25.115	35.328	143	1:01.864	87	47.923	100	159	20	1:41.709	22.397	156	46.864	188	32.448	197	253
3	2:28.370	32.413	156	1:09.962	73	45.995	197	153	21	1:42.119	22.523	151	47.233	189	32.363	198	252
4	1:42.929	22.615	154	47.567	186	32.747	198	253	22	1:42.086	22.425	155	47.112	189	32.549	197	253
5	1:43.218	22.517	153	48.045	188	32.656	198	252	23	1:46.939	22.441	154	47.050	188	37.448	58	252
6	1:41.944	22.370	154	47.128	187	32.446	198	255	24	1:55.348	35.485	154	46.943	188	32.920	197	252
7	1:41.661	22.329	156	46.914	189	32.418	198	256	25	1:42.121	22.457	155	47.023	188	32.641	196	252
8	1:41.357	22.278	155	46.809	190	32.270	198	255	26	1:41.977	22.600	157	46.802	189	32.575	197	254
9	1:42.377	22.306	156	46.800	190	33.271	193	255	27	1:41.696	22.483	157	46.823	189	32.390	198	254
10	1:41.963	22.631	156	46.963	189	32.369	198	257	28	1:42.559	22.719	155	47.017	187	32.823	197	254
11	1:41.697	22.438	156	46.955	188	32.304	199	256	29	1:43.248	22.548	156	47.650	189	33.050	198	256
12	1:41.701	22.333	157	46.962	189	32.406	199	255	30	1:42.816	22.546	155	47.423	186	32.847	198	255
13	1:42.259	22.345	156	47.384	189	32.530	199	257	31	1:42.808	22.645	148	47.385	187	32.778	198	254
14	1:42.194	22.390	157	47.135	187	32.669	199	254	32	1:42.891	22.474	154	47.208	189	33.209	198	255
15	1:46.845	22.483	155	47.069	189	37.293	57	257	33	1:43.794	22.520	156	48.296	183	32.978	197	258
16	2:50.922	1:31.126	154	47.220	188	32.576	195	252	34	1:43.235	22.852	153	47.242	188	33.141	197	254
17	1:42.025	22.498	153	47.155	187	32.372	198	253	35	1:46.364	24.615	151	47.701	189	34.048	194	251
18	1:42.288	22.358	156	47.374	187	32.556	197	252	36	1:44.316	23.638	152	47.516	190	33.162	197	252

Lap	Time	SE1	SP1	SE2	SP2	SE3	SP3	TSP	Lap	Time	SE1	SP1	SE2	SP2	SE3	SP3	TSP
28 Feller, CHE / Vanthoor, BEL									theoretical besttime: 1:40.831								
1	20:21.953	28.497	107	1:12.452	78	18:41.004	57	245	19	1:41.276	22.108	156	46.773	189	32.395	198	252
2	2:25.494	35.691	131	1:01.145	88	48.658	111	167	20	1:41.129	22.207	157	46.683	188	32.239	195	255
3	2:28.642	31.286	129	1:10.459	91	46.897	195	121	21	1:41.589	22.490	156	46.823	190	32.276	199	254
4	1:42.794	22.675	156	47.515	187	32.604	199	256	22	1:41.607	22.236	155	47.007	189	32.364	199	256
5	1:42.127	22.409	156	47.127	188	32.591	197	256	23	1:41.892	22.347	154	47.111	188	32.434	200	254
6	1:41.928	22.414	155	47.241	188	32.273	198	256	24	1:41.671	22.285	156	46.921	189	32.465	199	256
7	1:41.385	22.477	154	46.742	189	32.166	200	255	25	1:41.921	22.349	155	46.988	187	32.584	197	255
8	1:41.182	22.319	155	46.719	189	32.144	200	257	26	1:41.753	22.378	155	46.940	189	32.435	199	258
9	1:41.717	22.308	154	47.112	188	32.297	199	257	27	1:42.059	22.505	156	46.991	186	32.563	199	258
10	1:41.125	22.320	155	46.714	189	32.091	201	256	28	1:42.144	22.528	155	47.073	186	32.543	198	257
11	1:41.252	22.348	156	46.662	190	32.242	199	256	29	1:41.643	22.430	156	46.819	189	32.394	200	256
12	1:41.299	22.321	155	46.732	189	32.246	200	257	30	1:41.763	22.423	156	46.906	187	32.434	201	260
13	1:41.616	22.406	154	46.992	189	32.218	198	258	31	1:41.627	22.263	157	46.928	188	32.436	200	257
14	1:41.481	22.337	153	46.909	188	32.235	201	257	32	1:41.796	22.455	156	46.871	188	32.470	200	257
15	1:45.642	22.390	156	46.842	188	36.410	58	260	33	1:42.071	22.400	155	47.032	187	32.639	198	255
16	2:46.585	1:27.475	154	47.049	188	32.061	200	251	34	1:41.786	22.554	156	46.787	189	32.445	198	254
17	1:41.102	22.213	156	46.814	188	32.075	198	254	35	1:43.130	22.622	156	47.393	188	33.115	199	255
18	1:41.134	22.147	156	46.820	188	32.167	198	254	36	1:43.837	23.580	155	47.489	189	32.768	198	255





ADAC GT Masters

Sector List Race 1

Provisional



Hockenheimring, Length: 4574m

Air temperature: 26.72°C

Track temperature: 31.36°C

Weather condition: Dry

DMSB Reg. Nr.: DMSB 244/19

Saturday, September 14, 2019 14:45:00

Lap	Time	SE1	SP1	SE2	SP2	SE3	SP3	TSP	Lap	Time	SE1	SP1	SE2	SP2	SE3	SP3	TSP
29	Hofer, AUT / Mies, DEU								theoretical besttime:								
1	29.073	129															

31 Niederhauser, CHE / van der Linde, ZAF									theoretical besttime: 1:40.358								
1	20:15.746	26.491	150	1:07.339	72	18:41.916	0	252	19	1:41.418	22.428	155	46.894	189	32.096	201	255
2	2:25.395	34.434	139	1:02.874	98	48.087	161	178	20	1:46.179	22.478	154	46.910	189	36.791	57	257
3	2:31.992	32.152	149	1:09.856	113	49.984	197	166	21	2:45.679	1:26.660	153	46.883	189	32.136	199	254
4	1:42.450	22.593	154	47.405	187	32.452	199	253	22	1:41.322	22.219	155	46.789	188	32.314	199	255
5	1:41.578	22.208	155	46.914	190	32.456	197	254	23	1:41.060	22.174	155	46.693	189	32.193	199	254
6	1:41.227	22.421	154	46.772	191	32.034	198	253	24	1:41.365	22.230	156	46.664	189	32.471	198	255
7	1:40.993	22.286	154	46.632	189	32.075	199	255	25	1:40.955	22.195	155	46.610	189	32.150	199	255
8	1:41.047	22.413	155	46.536	190	32.098	199	254	26	1:40.844	22.130	155	46.698	191	32.016	200	254
9	1:41.117	22.336	154	46.761	190	32.020	199	252	27	1:41.239	22.227	154	46.728	190	32.284	199	257
10	1:40.553	22.113	154	46.507	191	31.933	200	254	28	1:41.150	22.196	155	46.711	190	32.243	199	255
11	1:40.835	22.239	154	46.717	190	31.879	200	254	29	1:41.189	22.279	155	46.727	188	32.183	199	256
12	1:40.516	22.090	155	46.589	190	31.837	200	255	30	1:40.954	22.226	155	46.570	188	32.158	200	255
13	1:40.532	22.115	155	46.656	189	31.761	201	254	31	1:41.081	22.215	155	46.697	190	32.169	200	255
14	1:40.756	22.280	155	46.612	190	31.864	202	255	32	1:41.078	22.159	155	46.622	187	32.297	199	256
15	1:40.881	22.315	155	46.614	190	31.952	200	255	33	1:40.985	22.222	154	46.621	189	32.142	201	257
16	1:41.241	22.282	155	46.770	189	32.189	199	255	34	1:41.385	22.298	154	46.763	190	32.324	199	256
17	1:41.063	22.262	155	46.672	189	32.129	200	255	35	1:42.555	22.543	152	47.014	188	32.998	198	255
18	1:41.560	22.483	154	46.922	187	32.155	201	255	36	1:43.133	22.928	154	47.341	188	32.864	198	246

33 Salaquarda, CZE / Stippler, DEU									theoretical besttime: 1:41.132								
1	20:21.285			1:58.500	61	18:22.785	64	243	19	2:46.817	1:26.917	155	47.375	187	32.525	191	255
2	2:25.437	35.854	134	1:00.996	87	48.587	118	177	20	1:41.965	22.614	156	46.852	188	32.499	198	255
3	2:29.069	31.197	142	1:10.409	90	47.463	197	116	21	1:41.663	22.431	156	46.842	187	32.390	199	256
4	1:42.821	22.667	154	47.521	187	32.633	199	257	22	1:41.628	22.352	156	46.759	187	32.517	198	255
5	1:42.044	22.389	156	46.960	189	32.695	199	257	23	1:41.492	22.447	156	46.745	187	32.300	200	256
6	1:41.819	22.507	154	46.848	188	32.464	200	255	24	1:41.826	22.424	155	47.014	184	32.388	200	255
7	1:41.360	22.291	155	46.712	189	32.357	201	258	25	1:41.821	22.420	156	46.827	185	32.574	197	255
8	1:41.291	22.374	155	46.667	191	32.250	199	257	26	1:41.780	22.496	156	46.854	187	32.430	198	255
9	1:41.475	22.357	155	46.830	189	32.288	201	256	27	1:41.887	22.339	156	46.912	188	32.636	198	257
10	1:41.208	22.282	156	46.642	190	32.284	201	257	28	1:41.597	22.345	156	46.802	189	32.450	198	257
11	1:41.228	22.240	155	46.661	189	32.327	199	256	29	1:41.958	22.471	155	46.963	184	32.524	199	256
12	1:41.563	22.381	155	46.720	188	32.462	198	258	30	1:42.081	22.582	155	46.885	188	32.614	198	256
13	1:41.394	22.332	154	46.786	190	32.276	200	257	31	1:41.769	22.446	156	46.799	189	32.524	199	256
14	1:41.609	22.405	153	46.835	189	32.369	201	258	32	1:41.804	22.503	156	46.677	188	32.624	196	255
15	1:41.931	22.517	155	46.810	190	32.604	199	258	33	1:41.705	22.487	157	46.672	190	32.546	200	257
16	1:41.677	22.398	156	46.884	190	32.395	201	257	34	1:41.825	22.442	157	46.762	189	32.621	200	255
17	1:41.868	22.604	154	46.911	190	32.353	200	258	35	1:42.588	22.657	157	47.105	188	32.826	199	255
18	1:48.391	22.440	155	47.899	184	38.052	58	259	36	1:43.660	23.205	155	47.586	189	32.869	198	255

36 Dienst, DEU / Read, AUS									theoretical besttime: 1:41.037								
1	20:20.450	28.057	139	1:22.443	77	18:29.950	52	230	19	1:42.721	22.408	155	47.052	189	33.261	199	256
2	2:25.536	34.525	146	1:02.107	84	48.904	124	164	20	1:41.903	22.575	156	46.954	189	32.374	200	255
3	2:28.857	30.622	150	1:10.745	88	47.490	199	124	21	1:46.790	22.544	157	47.020	189	37.226	59	253
4	1:43.133	22.593	156	47.502	189	33.038	200	248	22	2:51.867	1:26.905	156	47.283	187	37.679	58	252
5	1:41.915	22.503	154	47.070	188	32.342	201	255	23	1:55.468	35.163	154	47.505	189	32.800	196	252
6	1:41.711	22.414	152	47.047	190	32.250	201	255	24	1:48.317	22.775	151	47.717	188	37.825	59	253
7	1:41.456	22.412	155	46.782	190	32.262	200	257	25	1:55.755	35.334	154	47.426	187	32.995	198	252
8	1:41.307	22.342	156	46.714	190	32.251	199	255	26	1:42.344	22.686	156	47.029	189	32.629	197	252
9	1:41.463	22.423	155	46.808	190	32.232	200	255	27	1:42.376	22.657	156	47.181	189	32.538	198	254
10	1:41.102	22.306	156	46.708	191	32.088	201	254	28	1:42.565	22.586	154	47.368	188	32.611	199	254
11	1:41.174	22.266	156	46.725	191	32.183	201	255	29	1:42.511	22.690	156	47.199	189	32.622	199	254
12	1:41.459	22.241	156	46.731	191	32.487	199	257	30	1:43.060	22.790	155	47.371	187	32.899	198	254
13	1:41.293	22.338	155	46.797	190	32.158	202	257	31	1:42.885	22.723	156	47.223	187	32.939	198	254
14	1:41.839	22.680	154	46.912	190	32.247	202	256	32	1:42.362	22.735	156	47.099	189	32.528	199	254
15	1:41.791	22.589	155	46.816	191	32.386	201	257	33	1:42.939	22.800	156	47.173	186	32.966	199	254
16	1:41.941	22.440	154	47.039	189	32.462	201	256	34	3:19.498	1:51.490	81	53.941	186	34.067	195	237
17	1:41.831	22.603	156	46.804	190	32.424	201	257	35	1:46.732	24.322	148	48.849	186	33.561	198	250
18	1:41.939	22.404	151	47.095	190	32.440	201	255									





ADAC GT Masters

Sector List Race 1

Provisional



Hockenheimring, Length: 4574m

Air temperature: 26.72°C

Track temperature: 31.36°C

Weather condition: Dry

DMSB Reg. Nr.: DMSB 244/19

Saturday, September 14, 2019 14:45:00

Lap	Time	SE1	SP1	SE2	SP2	SE3	SP3	TSP	Lap	Time	SE1	SP1	SE2	SP2	SE3	SP3	TSP
47 Dontje, NLD / Götz, DEU									theoretical besttime: 1:40.455								
1	20:14.508	26.628	148	1:08.073	72	18:39.807	0	254	19	1:41.426	22.421	159	46.733	190	32.272	199	255
2	2:26.010	35.086	133	1:02.326	113	48.598	140	156	20	1:45.882	22.509	158	46.877	190	36.496	58	256
3	2:32.195	31.736	123	1:10.161	105	50.298	197	156	21	2:45.375	1:26.518	158	46.744	190	32.113	201	254
4	1:42.194	22.552	157	47.198	189	32.444	198	251	22	1:41.345	22.310	158	46.764	190	32.271	199	255
5	1:41.598	22.384	158	46.886	188	32.328	199	253	23	1:41.361	22.377	158	46.712	189	32.272	200	255
6	1:41.166	22.378	157	46.709	191	32.079	199	252	24	1:41.667	22.462	160	46.763	190	32.442	201	255
7	1:40.950	22.395	157	46.565	189	31.990	200	254	25	1:40.954	22.304	159	46.547	192	32.103	200	254
8	1:40.888	22.367	158	46.528	192	31.993	199	254	26	1:40.866	22.215	158	46.549	192	32.102	200	254
9	1:40.740	22.367	158	46.563	191	31.810	200	252	27	1:40.984	22.282	158	46.521	191	32.181	200	255
10	1:40.532	22.205	159	46.440	191	31.887	200	254	28	1:41.019	22.299	158	46.504	190	32.216	199	255
11	1:40.842	22.402	158	46.559	190	31.881	200	253	29	1:40.982	22.343	159	46.471	191	32.168	199	256
12	1:40.810	22.351	157	46.543	191	31.916	199	254	30	1:41.288	22.436	157	46.559	191	32.293	201	256
13	1:40.775	22.247	158	46.652	190	31.876	199	254	31	1:41.338	22.452	157	46.598	189	32.288	199	256
14	1:40.762	22.280	157	46.605	190	31.877	200	254	32	1:41.202	22.500	158	46.557	192	32.145	200	255
15	1:41.023	22.471	157	46.576	190	31.976	201	254	33	1:41.074	22.441	158	46.513	190	32.120	201	256
16	1:40.986	22.314	156	46.695	191	31.977	200	254	34	1:41.139	22.324	158	46.571	191	32.244	199	255
17	1:41.224	22.367	157	46.747	190	32.110	199	254	35	1:43.178	22.619	158	47.137	190	33.422	198	256
18	1:41.455	22.485	158	46.782	189	32.188	200	254	36	1:44.452	23.016	152	48.061	190	33.375	197	250

48 Vettel, DEU / Ellis, GBR									theoretical besttime:								
1																	

Lap	Time	SE1	SP1	SE2	SP2	SE3	SP3	TSP	Lap	Time	SE1	SP1	SE2	SP2	SE3	SP3	TSP
63 Bortolotti, ITA / Engelhart, DEU									theoretical besttime: 1:40.195								
1	20:11.502	25.926	156	1:06.998	77	18:38.578	0	246	19	1:41.814	22.333	159	47.170	189	32.311	200	257
2	2:27.947	36.475	109	1:03.287	105	48.185	122	176	20	1:45.858	22.351	158	46.922	188	36.585	57	259
3	2:32.653	31.772	109	1:10.529	97	50.352	199	122	21	2:45.695	1:26.888	158	46.540	190	32.267	199	254
4	1:42.231	22.161	158	47.571	187	32.499	197	253	22	1:41.443	22.208	157	46.808	188	32.427	200	254
5	1:41.145	22.048	158	46.758	190	32.339	199	254	23	1:41.384	22.349	157	46.756	187	32.279	199	254
6	1:41.004	22.200	157	46.716	190	32.088	199	254	24	1:41.368	22.389	158	46.695	188	32.284	200	254
7	1:40.737	22.234	157	46.375	190	32.128	199	255	25	1:41.029	22.338	158	46.523	189	32.168	200	255
8	1:40.425	22.191	158	46.284	192	31.950	201	255	26	1:41.133	22.277	159	46.516	190	32.340	198	254
9	1:40.411	22.172	157	46.319	192	31.920	201	254	27	1:41.312	22.360	158	46.561	187	32.391	199	254
10	1:40.583	22.233	158	46.381	191	31.969	200	254	28	1:41.131	22.328	159	46.548	189	32.255	199	254
11	1:40.637	22.162	158	46.463	191	32.012	201	255	29	1:41.234	22.443	158	46.568	190	32.223	200	255
12	1:40.539	22.170	158	46.425	192	31.944	201	255	30	1:41.240	22.315	157	46.642	189	32.283	199	255
13	1:40.530	22.150	157	46.517	191	31.863	200	255	31	1:41.165	22.181	158	46.705	186	32.279	199	255
14	1:40.455	22.162	159	46.427	191	31.866	200	255	32	1:41.226	22.322	158	46.589	189	32.315	200	255
15	1:40.381	22.129	158	46.361	191	31.891	201	255	33	1:40.997	22.197	158	46.502	191	32.298	201	256
16	1:40.457	22.114	159	46.351	191	31.992	201	254	34	1:41.308	22.296	159	46.561	188	32.451	200	255
17	1:40.718	22.267	158	46.403	191	32.048	200	257	35	1:44.811	23.598	154	47.478	191	33.735	197	252
18	1:41.025	22.181	158	46.751	189	32.093	201	257	36	1:44.559	23.284	158	47.358	190	33.917	198	252

Lap	Time	SE1	SP1	SE2	SP2	SE3	SP3	TSP	Lap	Time	SE1	SP1	SE2	SP2	SE3	SP3	TSP
69 Luhr, DEU / Holzer, DEU									theoretical besttime: 1:41.281								
1	20:31.633	31.091	133	1:24.707	54	18:35.835	81	243	19	2:48.077	1:28.371	155	47.134	190	32.572	199	252
2	2:25.772	38.415	153	1:01.123	183	46.234	106	80	20	1:41.840	22.669	155	46.840	190	32.331	199	253
3	2:25.407	35.154	156	1:06.922	81	43.331	197	161	21	1:41.892	22.579	154	46.848	191	32.465	198	252
4	1:43.318	22.753	157	47.504	188	33.061	198	255	22	1:41.389	22.460	157	46.746	191	32.183	201	254
5	1:42.684	22.647	158	47.334	190	32.703	199	255	23	1:41.589	22.423	158	46.805	188	32.361	201	254
6	1:42.341	22.759	158	47.090	191	32.492	199	255	24	1:41.749	22.489	156	46.894	188	32.366	199	255
7	1:42.240	22.537	157	47.114	190	32.589	198	255	25	1:41.811	22.411	158	46.810	189	32.590	198	253
8	1:41.834	22.454	157	47.025	190	32.355	200	256	26	1:41.652	22.421	157	46.754	189	32.477	200	253
9	1:41.759	22.552	156	47.083	189	32.124	201	254	27	1:42.405	22.940	157	46.878	191	32.587	199	255
10	1:41.842	22.590	157	46.968	190	32.284	201	255	28	1:42.765	22.594	156	47.156	191	33.015	199	257
11	1:41.876	22.580	157	46.884	192	32.412	201	255	29	1:42.487	22.562	157	47.287	188	32.638	200	258
12	1:42.093	22.635	156	47.070	190	32.388	199	255	30	1:42.659	22.587	159	47.279	189	32.793	199	258
13	1:41.936	22.421	158	46.985	190	32.530	199	256	31	1:42.502	22.546	156	47.133	191	32.823	198	255
14	1:42.289	22.723	158	46.998	191	32.568	201	256	32	1:42.559	22.681	157	47.050	188	32.828	200	257
15	1:42.113	22.601	157	46.960	190	32.552	199	255	33	1:42.713	22.621	158	47.117	183	32.975	197	258
16	1:41.910	22.444	158	46.944	190	32.522	199	254	34	1:45.659	23.145	155	47.517	187	34.997	194	255
17	1:42.372	22.699	157	47.015	189	32.658	200	253	35	1:48.325	25.465	148	48.818	187	34.042	195	251
18	1:47.034	22.609	155	47.106	189	37.319	58	253	36	1:45.741	24.199	151	48.164	187	33.378	198	251



ADAC GT Masters

Sector List Race 1

Provisional



Hockenheimring, Length: 4574m

Air temperature: 26.72°C

Track temperature: 31.36°C

Weather condition: Dry

DMSB Reg. Nr.: DMSB 244/19

Saturday, September 14, 2019 14:45:00

Lap	Time	SE1	SP1	SE2	SP2	SE3	SP3	TSP	Lap	Time	SE1	SP1	SE2	SP2	SE3	SP3	TSP
71	Paul, DEU / Tregurtha, GBR								theoretical besttime: 1:40.908								
1	20:26.574	29.464	128	1:12.616	74	18:44.494	76	247	19	1:47.561	22.599	156	47.059	188	37.903	58	255
2	2:23.855	35.600	141	1:01.744	124	46.511	100	65	20	2:47.479	1:27.989	155	47.126	190	32.364	199	252
3	2:28.278	32.790	152	1:09.705	71	45.783	197	145	21	1:41.196	22.351	157	46.615	190	32.230	199	252
4	1:42.755	22.591	155	47.355	186	32.809	200	254	22	1:41.200	22.482	156	46.711	190	32.007	199	253
5	1:42.158	22.417	156	47.425	187	32.316	198	254	23	1:41.459	22.292	156	46.812	190	32.355	200	253
6	1:41.517	22.286	154	46.949	188	32.282	200	254	24	1:41.239	22.345	156	46.801	189	32.093	199	254
7	1:41.450	22.399	151	46.814	189	32.237	199	255	25	1:41.616	22.500	157	46.910	189	32.206	198	253
8	1:41.384	22.361	155	46.711	189	32.312	199	256	26	1:41.445	22.470	158	46.658	189	32.317	197	255
9	1:42.854	22.535	156	46.812	189	33.507	197	254	27	1:41.272	22.377	158	46.656	190	32.239	198	254
10	1:41.413	22.629	153	46.670	189	32.114	201	254	28	1:41.379	22.507	158	46.689	188	32.183	199	254
11	1:41.320	22.460	156	46.705	188	32.155	200	252	29	1:41.549	22.515	157	46.820	188	32.214	199	255
12	1:41.580	22.571	156	46.821	189	32.188	199	254	30	1:41.560	22.451	157	46.695	189	32.414	199	256
13	1:41.485	22.389	156	46.867	188	32.229	199	254	31	1:41.831	22.613	157	46.823	188	32.395	199	256
14	1:41.681	22.464	155	46.872	189	32.345	196	254	32	1:41.740	22.576	157	46.694	190	32.470	199	255
15	1:41.819	22.660	156	46.774	188	32.385	197	254	33	1:41.841	22.518	157	46.833	188	32.490	199	256
16	1:42.001	22.622	156	47.031	187	32.348	198	253	34	1:41.688	22.442	154	46.840	190	32.406	199	255
17	1:41.540	22.500	155	46.788	188	32.252	198	254	35	1:42.427	22.620	158	47.020	190	32.787	198	255
18	1:41.911	22.384	156	46.961	187	32.566	198	255	36	1:43.628	23.172	156	47.619	189	32.837	198	255

77	Pommer, DEU / Kirchhöfer, DEU								theoretical besttime:							
1	28.725 134															

82	Ineichen, CHE / Perera, FRA								theoretical besttime: 1:40.918								
1	20:19.700	27.106	144	1:10.068	72	18:42.526	43	257	19	1:51.542	22.490	153	47.404	189	41.648	191	255
2	2:25.516	34.426	134	1:01.963	87	49.127	127	161	20	1:47.511	23.102	154	47.145	189	37.264	57	254
3	2:29.439	30.916	148	1:10.226	100	48.297	198	130	21	2:46.654	1:26.937	156	47.127	189	32.590	199	254
4	1:42.967	22.676	154	47.332	187	32.959	198	252	22	1:42.703	22.446	156	47.537	188	32.720	201	258
5	1:42.004	22.528	157	46.992	189	32.484	198	255	23	1:42.357	22.490	157	47.174	188	32.693	199	258
6	1:41.668	22.293	154	47.014	190	32.361	199	255	24	1:42.200	22.413	156	47.125	189	32.662	198	258
7	1:41.127	22.264	156	46.707	191	32.156	200	255	25	1:42.219	22.359	157	47.044	189	32.816	198	255
8	1:41.035	22.289	156	46.643	190	32.103	201	255	26	1:43.860	23.040	154	47.963	190	32.857	200	257
9	1:41.244	22.259	156	46.737	190	32.248	199	255	27	1:42.644	22.720	157	47.085	191	32.839	198	259
10	1:41.062	22.172	156	46.740	190	32.150	200	255	28	1:42.487	22.688	157	47.213	187	32.586	199	258
11	1:41.601	22.381	156	46.999	190	32.221	198	255	29	1:41.855	22.431	159	46.744	189	32.680	200	259
12	1:41.780	22.421	156	46.836	188	32.523	199	256	30	1:42.515	22.586	157	47.098	190	32.831	200	261
13	1:41.542	22.249	157	46.840	189	32.453	199	256	31	1:43.101	22.786	147	47.691	190	32.624	199	255
14	1:41.797	22.372	156	46.970	187	32.455	199	255	32	1:42.202	22.449	157	47.282	190	32.471	200	256
15	1:41.684	22.356	156	46.904	189	32.424	199	255	33	1:41.881	22.485	158	46.915	186	32.481	201	257
16	1:41.906	22.467	155	47.038	188	32.401	201	255	34	1:45.730	22.957	156	48.463	185	34.310	189	257
17	1:41.662	22.497	155	46.808	189	32.357	200	255	35	1:44.634	23.308	157	48.103	189	33.223	198	254
18	1:41.894	22.537	155	46.823	190	32.534	200	255	36	1:44.955	23.441	157	47.690	187	33.824	198	253

92	Seefried, DEU / Campbell, AUS								theoretical besttime: 1:40.896								
1	20:28.869	30.340	117	1:26.237	56	18:32.292	74	235	19	1:42.404	22.313	156	46.938	190	33.153	197	254
2	2:25.101	37.242	140	1:01.476	142	46.383	103	75	20	1:41.637	22.425	157	47.107	189	32.105	201	255
3	2:27.040	34.860	150	1:07.293	78	44.887	197	188	21	1:41.627	22.344	155	46.909	191	32.374	199	252
4	1:43.405	22.745	156	47.708	187	32.952	197	250	22	1:42.440	22.316	156	47.226	190	32.898	200	256
5	1:42.974	22.652	157	47.377	187	32.945	198	254	23	1:42.265	22.565	157	47.029	190	32.671	199	253
6	1:42.045	22.434	155	46.970	189	32.641	199	251	24	1:42.224	22.433	158	47.160	190	32.631	200	255
7	1:41.753	22.443	157	46.907	190	32.403	201	254	25	1:42.285	22.409	157	47.132	189	32.744	197	253
8	1:41.518	22.469	157	46.667	191	32.382	198	254	26	1:43.177	22.808	154	47.366	191	33.003	199	255
9	1:41.452	22.302	157	46.900	191	32.250	200	250	27	1:42.519	22.657	150	47.126	191	32.736	197	254
10	1:41.233	22.274	157	46.712	191	32.247	199	252	28	1:43.241	22.631	157	48.082	183	32.528	201	256
11	1:41.951	22.602	155	46.928	191	32.421	197	252	29	1:41.973	22.559	159	46.810	189	32.604	198	256
12	1:41.412	22.291	157	46.809	190	32.312	201	253	30	1:42.466	22.619	157	46.919	192	32.928	198	257
13	1:41.901	22.418	157	47.098	189	32.385	200	255	31	1:43.042	22.585	158	47.779	188	32.678	199	251
14	1:42.179	22.593	157	47.082	190	32.504	201	255	32	1:42.616	22.451	158	47.273	190	32.892	200	255
15	1:47.303	22.646	157	47.016	190	37.641	58	255	33	1:41.783	22.472	157	46.869	191	32.442	198	254
16	2:47.122	1:27.841	157	47.243	190	32.038	201	251	34	1:52.633	22.924	157	47.558	187	42.151	194	253
17	1:41.952	22.353	156	47.473	191	32.126	201	249	35	1:52.651	26.744	86	52.425	189	33.482	197	239
18	1:41.137	22.191	157	46.835	189	32.111	198	252	36	1:46.990	24.502	146	48.985	189	33.503	198	245





ADAC GT Masters

Sector List Race 1

Provisional



Hockenheimring, Length: 4574m

Air temperature: 26.72°C

Track temperature: 31.36°C

Weather condition: Dry

DMSB Reg. Nr.: DMSB 244/19

Saturday, September 14, 2019 14:45:00

Lap	Time	SE1	SP1	SE2	SP2	SE3	SP3	TSP	Lap	Time	SE1	SP1	SE2	SP2	SE3	SP3	TSP	
98	Griessner, AUT / George, GBR										theoretical besttime: 1:42.687							
1	20:34.676	31.752	135	1:25.919	59	18:37.005	85	255	19	1:44.686	22.958	154	48.545	187	33.183	196	256	
2	2:25.148	38.751	140	1:02.066	186	44.331	100	82	20	1:43.856	22.770	154	47.765	180	33.321	197	255	
3	2:25.113	36.345	154	1:05.793	99	42.975	193	131	21	1:43.945	22.918	155	48.021	184	33.006	199	255	
4	1:43.697	23.093	154	47.588	188	33.016	198	254	22	1:43.672	22.923	153	47.900	186	32.849	198	255	
5	1:42.939	22.908	155	47.373	190	32.658	199	256	23	1:45.425	24.192	154	48.026	183	33.207	198	253	
6	1:43.221	22.921	155	47.591	189	32.709	198	256	24	1:43.883	22.889	155	47.858	184	33.136	198	254	
7	1:43.498	22.896	155	47.334	188	33.268	198	257	25	1:44.306	23.209	154	47.897	186	33.200	197	254	
8	1:43.069	22.834	155	47.408	187	32.827	198	256	26	1:44.304	22.958	156	47.950	184	33.396	198	254	
9	1:43.116	22.746	156	47.504	187	32.866	198	255	27	1:45.643	23.817	154	48.218	185	33.608	196	253	
10	1:43.126	22.927	153	47.336	188	32.863	197	255	28	1:44.357	23.181	156	47.660	186	33.516	198	256	
11	1:42.804	22.807	155	47.313	188	32.684	199	254	29	1:43.933	23.042	157	47.657	186	33.234	198	256	
12	1:42.971	22.743	155	47.369	188	32.859	197	257	30	1:43.959	22.963	157	47.707	185	33.289	196	256	
13	1:43.187	22.822	156	47.341	189	33.024	198	256	31	1:44.093	23.028	156	47.764	187	33.301	198	255	
14	1:43.610	23.128	155	47.563	188	32.919	199	256	32	1:44.092	23.285	154	47.755	185	33.052	198	255	
15	1:43.267	23.008	154	47.286	189	32.973	200	255	33	1:44.943	23.237	155	48.054	186	33.652	195	254	
16	1:48.189	22.908	156	47.500	188	37.781	58	257	34	1:49.987	24.324	138	49.695	183	35.968	191	249	
17	2:51.232	1:28.411	148	49.171	184	33.650	197	249	35	1:48.592	24.274	145	49.031	186	35.287	172	252	
18	1:43.796	22.781	153	47.740	184	33.275	195	254										



ADAC GT Masters

Top speed list Race 1

Provisional



Hockenheimring, Length: 4574m

Air temperature: 26.69°C

Track temperature: 31.33°C

Weather condition: Dry

DMSB Reg. Nr.: DMSB 244/19

Saturday, September 14, 2019 14:45:00

#	Name (NAT)	Team	Car name	Speed	Lap	Race time
13	David Jahn (DEU)	RWT Racing (AUT)	Corvette C7 GT3-R	265.35	20	33:28.491
82	Franck Perera (FRA)	ORANGE1 by GRT Grasser (AUT)	Lamborghini Huracan GT3 EVO	261.50	30	51:56.527
7	Luca Ludwig (DEU)	HB Racing (AUT)	Ferrari 488 GT3	260.24	14	23:29.535
28	Ricardo Feller (CHE)	Montaplast by Land-Motorsport (DEU)	Audi R8 LMS GT3	260.24	15	25:04.775
33	Filip Salaquarda (CZE)	Team ISR (CZE)	Audi R8 LMS GT3	259.61	18	30:09.915
63	Mirko Bortolotti (ITA)	ORANGE1 by GRT Grasser (AUT)	Lamborghini Huracan GT3 EVO	259.61	20	33:15.896
19	Michele Beretta (ITA)	ORANGE1 by GRT Grasser (AUT)	Lamborghini Huracan GT3 EVO	258.99	15	25:13.315
69	Marco Holzer (DEU)	Iron Force Racing	Porsche 911 GT3 R	258.99	30	51:58.984
26	Stefan Mücke (DEU)	BWT Mücke Motorsport (DEU)	Audi R8 LMS GT3	258.99	33	57:24.596
8	Dennis Marschall (DEU)	HCB-Rutronik-Racing	Audi R8 LMS GT3	258.37	18	29:51.691
1	Thomas Preining (AUT)	Precote Herberth Motorsport (DEU)	Porsche 911 GT3 R	258.37	25	43:22.620
14	Nicolai Sylvest (DNK)	MRS GT-Racing (DEU)	BMW M6 GT3	257.75	8	13:21.536
20	Mick Wishofer (AUT)	Team ZAKSPEED BKK Mobil Oil Racing (DEU)	Mercedes-AMG GT3	257.75	19	33:38.362
11	Elia Erhart (DEU)	EFP Car Collection by TECE	Audi R8 LMS GT3	257.14	1	43.463
36	Marvin Dienst (DEU)	Schütz Motorsport (DEU)	Mercedes-AMG GT3	257.14	7	11:32.463
98	David Griessner (AUT)	PROpeak Performance (DEU)	Aston Martin Vantage AMR GT3	257.14	7	11:46.163
25	Jeffrey Schmidt (CHE)	BWT Mücke Motorsport (DEU)	Audi R8 LMS GT3	257.14	15	25:13.089
31	Patric Niederhauser (CHE)	HCB-Rutronik-Racing	Audi R8 LMS GT3	257.14	20	33:21.927
92	Matt Campbell (AUS)	SSR Performance (DEU)	Porsche 911 GT3 R	257.14	30	51:57.178
71	Maximilian Paul (DEU)	T3 Motorsport	Audi R8 LMS GT3	256.53	8	13:17.448
24	Mike David Ortmann (DEU)	BWT Mücke Motorsport (DEU)	Audi R8 LMS GT3	256.53	13	21:53.220
47	Indy Dontje (NLD)	MANN-FILTER Team HTP (DEU)	Mercedes-AMG GT3	256.53	20	33:20.998
21	Jimmy Eriksson (SWE)	Team ZAKSPEED BKK Mobil Oil Racing (DEU)	Mercedes-AMG GT3	255.92	1	40.656
17	Klaus Bachler (AUT)	KÜS TEAM75 Bernhard (DEU)	Porsche 911 GT3 R	255.92	27	46:31.752
12	Florian Spengler (DEU)	EFP Car Collection by TECE	Audi R8 LMS GT3	253.52	1	43.463
18	Adrien de Leener (BEL)	KÜS TEAM75 Bernhard (DEU)	Porsche 911 GT3 R	253.52	7	11:41.850
4	Gosia Rdest (POL)	Aust Motorsport (DEU)	Audi R8 LMS GT3	253.52	26	45:48.300