

ADAC Formel 4

Result List Race 1

Provisional



Hockenheimring, Length: 4574m

Air temperature: 26.64°C

Track temperature: 36.06°C

Weather condition: Dry

DMSB Reg. Nr.: DMSB 245/19

Saturday, September 14, 2019 13:20:00

started : 17 classified : 14 not classified : 3

Nr.	Drivers	Team	Laps	Total Time	Gap	Kph	Lap	Time	Kph
Cl.	Car	Competitor							
1	62 D.Hauger(NOR) ADAC Formel 4	(T) Van Amersfoort Racing(NLD) Van Amersfoort Racing	17	30:49.283		151.8	8	1:42.101	161.2
2	17 A.Leclerc(MCO) ADAC Formel 4	(T) US Racing - CHR(S)DEU US Racing - CHR(S)	17	30:50.852	1.569	151.8	6	1:42.003	161.4
3	26 J.Dürksen(PAR) R ADAC Formel 4	(T) ADAC Berlin-Brandenburg e.V.(DEU) ADAC Berlin-Brandenburg e.V.	17	30:51.405	2.122	151.9	10	1:41.990	161.4
4	3 P.Aron(EST) R ADAC Formel 4	(T) Prema Powerteam SRL(ITA) Prema Powerteam SRL	17	30:51.911	2.628	151.8	6	1:42.039	161.3
5	14 G.Saucy(SUI) ADAC Formel 4	(T) R-ACE GP R-ACE GP	17	30:56.586	7.303	151.7	7	1:42.413	160.7
6	5 G.Petecof(BRA) ADAC Formel 4	(T) Prema Powerteam SRL(ITA) Prema Powerteam SRL	17	30:57.431	8.148	151.8	9	1:42.343	160.8
7	6 I.Cohen(ISR) ADAC Formel 4	(T) Van Amersfoort Racing(NLD) Van Amersfoort Racing	17	30:57.823	8.540	151.4	10	1:42.026	161.3
8	7 R.Stanek(CZE) R ADAC Formel 4	US Racing - CHR(S)DEU US Racing - CHR(S)	17	31:01.240	11.957	153.5	10	1:42.440	160.7
9	10 O.Rasmussen(DNK) ADAC Formel 4	Prema Powerteam SRL(ITA) Prema Powerteam SRL	17	31:02.946	13.663	151.2	7	1:42.419	160.7
10	16 S.Estner(DEU) ADAC Formel 4	Van Amersfoort Racing(NLD) Van Amersfoort Racing	17	31:03.295	14.012	152.3	9	1:42.276	160.9
11	15 L.Toth(HUN) ADAC Formel 4	R-ACE GP R-ACE GP	17	31:07.276	17.993	151.0	15	1:43.084	159.7
12	8 L.Alleco Roy(MCO) ADAC Formel 4	Van Amersfoort Racing(NLD) Van Amersfoort Racing	17	31:09.794	20.511	152.8	14	1:42.606	160.4
13	12 K.Thaqi(KOS) R ADAC Formel 4	ADAC Berlin-Brandenburg e.V.(DEU) ADAC Berlin-Brandenburg e.V.	17	31:23.643	34.360	150.2	17	1:43.143	159.6
14	21 T.Pourchaire(FRA) ADAC Formel 4	(T) US Racing - CHR(S)DEU US Racing - CHR(S)	15	27:24.529	2LAPS	150.6	6	1:42.024	161.3
Not classified									
44	M.Belov(RUS) ADAC Formel 4	(T) R-ACE GP R-ACE GP	7	13:55.708	10LAPS	140.7	5	1:42.584	160.5
28	A.Ghiretti(FRA) ADAC Formel 4	US Racing - CHR(S)DEU US Racing - CHR(S)	1	3:03.969	16LAPS				
2	N.Göhler(DEU) R ADAC Formel 4	(T) ADAC Berlin-Brandenburg e.V.(DEU) ADAC Berlin-Brandenburg e.V.							

Fastest lap of the race. Car 26 driver Joshua Dürksen on lap 10. Time 1:41.990, average speed 161.4 km/h.

T =nominated for Team Classification

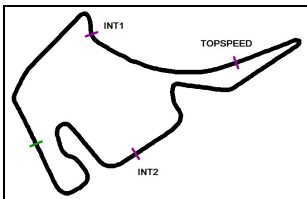
Subject to final scrutineering!		
Publication time:	Clerk of the Course: Franz Josef Serr	Timekeeper: Steffen Ruhl

ver: 1.0

www.adac.de/motorsport

Page 1/ 1 printed: 14.9.2019 13:52





ADAC Formel 4

Lap Chart Race 1

Provisional

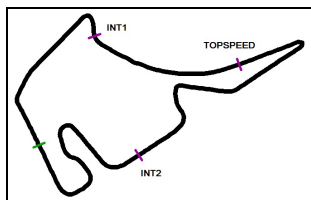


Hockenheimring, Length: 4574 m

Saturday, September 14, 2019 13:20:00

LapChar	1	2	3	4	5	6	7	8	9	10	11	12	13	14	15	16	17	18	19	20	21	22	23	24	25	26	27	28	29	30	31	32	33	34	35	36	37	38	39	40	41	42	43	44	45									
LAP 1	21	62	17	3	26	6	14	10	5	15	12	.44	.16	.7	.8	.28																																						
LAP 2	21	62	17	3	26	6	14	10	5	15	12	16	44	7	8																																							
LAP 3	21	62	17	3	26	6	14	10	5	15	12	16	44	7	8																																							
LAP 4	62	21	17	3	26	6	14	10	5	15	44	16	7	12	8																																							
LAP 5	62	21	17	3	26	6	14	10	5	44	15	16	7	12	8																																							
LAP 6	62	21	17	3	26	14	10	6	5	44	16	7	15	12	8																																							
LAP 7	62	21	17	3	26	14	10	5	6	16	7	15	.44	12	8																																							
LAP 8	62	21	17	3	26	14	10	5	6	16	7	15	12	8																																								
LAP 9	62	21	17	3	26	14	10	5	6	16	7	15	12	8																																								
LAP 10	62	21	17	3	26	14	10	5	6	16	7	15	12	8																																								
LAP 11	62	21	17	26	3	14	10	5	6	16	7	15	8	12																																								
LAP 12	62	21	17	26	3	14	5	10	6	16	7	15	8	12																																								
LAP 13	62	21	17	26	3	14	5	6	10	7	16	15	8	12																																								
LAP 14	62	21	17	26	3	14	5	6	10	7	16	15	8	12																																								
LAP 15	62	21	17	26	3	14	5	6	7	10	16	15	8	12																																								
LAP 16	62	17	26	3	14	5	6	7	10	16	15	8	12																																									
LAP 17	62	17	26	3	14	5	6	7	10	16	15	8	12																																									

.- PITSTOP ' -LAPBEHIND



ADAC Formel 4

Sector List Race 1

Provisional



Hockenheimring, Length: 4574m

Air temperature: 26.64°C

Track temperature: 36.06°C

Weather condition: Dry

DMSB Reg. Nr.: DMSB 245/19

Saturday, September 14, 2019 13:20:00

Lap	Time	SE1	SP1	SE2	SP2	SE3	SP3	TSP	Lap	Time	SE1	SP1	SE2	SP2	SE3	SP3	TSP
6	1:42.003	22.336	150	48.146	183	31.521	187	226	15	1:42.761	22.585	150	48.290	180	31.886	187	227
7	1:42.489	22.653	150	48.302	182	31.534	186	224	16	1:42.935	22.378	150	48.932	180	31.625	186	230
8	1:42.025	22.313	150	48.170	182	31.542	186	223	17	1:42.928	22.420	150	48.786	181	31.722	185	224
9	1:42.143	22.306	149	48.249	183	31.588	188	225									

21 Pourchaire, FRA

theoretical besttime: 1:41.986

1	1:54.225	27.323	148	50.023	176	36.879	134	216	9	1:42.396	22.397	149	48.454	181	31.545	186	223
2	2:27.389	30.955	114	1:09.709	132	46.725	130	135	10	1:42.385	22.314	150	48.533	181	31.538	187	225
3	2:31.043	38.408	102	1:08.559	94	44.076	183	154	11	1:42.491	22.299	150	48.553	181	31.639	184	223
4	1:44.974	22.795	148	49.888	177	32.291	185	219	12	1:42.916	22.423	150	48.905	181	31.588	185	224
5	1:42.278	22.419	149	48.434	182	31.425	186	222	13	1:42.613	22.354	150	48.590	181	31.669	186	224
6	1:42.024	22.301	150	48.300	183	31.423	186	223	14	1:42.779	22.365	150	48.813	182	31.601	186	225
7	1:42.097	22.344	150	48.280	182	31.473	186	224	15	1:42.756	22.398	151	48.621	180	31.737	186	225
8	1:42.163	22.283	150	48.381	182	31.499	186	224	16		22.448	150					224

26 Dürksen, PAR

theoretical besttime: 1:41.953

1	1:57.616	28.663	146	50.258	178	36.695	159	221	10	1:41.990	22.256	150	48.260	183	31.474	189	225
2	2:27.682	30.435	120	1:10.636	105	46.611	138	115	11	1:42.608	22.432	149	48.566	181	31.610	186	230
3	2:29.523	38.790	99	1:07.702	100	43.031	185	137	12	1:42.408	22.336	150	48.459	183	31.613	188	223
4	1:43.955	22.777	148	48.706	181	32.472	187	225	13	1:42.442	22.243	150	48.294	183	31.905	188	225
5	1:43.355	22.779	148	48.893	180	31.683	187	225	14	1:42.643	22.379	149	48.372	182	31.892	187	225
6	1:42.047	22.272	150	48.325	183	31.450	187	224	15	1:42.752	22.496	149	48.351	182	31.905	186	228
7	1:42.197	22.314	148	48.286	182	31.597	187	224	16	1:42.942	22.410	151	48.722	181	31.810	187	228
8	1:42.199	22.344	149	48.304	183	31.551	188	224	17	1:42.935	22.404	149	48.741	181	31.790	185	228
9	1:42.111	22.251	149	48.351	183	31.509	188	225									

28 Ghiretti, FRA

theoretical besttime:

1	3:03.969	29.322	146	1:39.330	102	55.317	41	61									
---	----------	--------	------------	----------	-----	--------	----	-----------	--	--	--	--	--	--	--	--	--

44 Belov, RUS

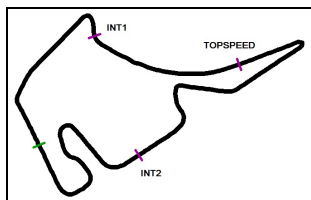
theoretical besttime: 1:42.529

1	2:13.655	29.496	149	57.116	136	47.043	49	186	5	1:42.584	22.608	148	48.304	181	31.672	186	229
2	2:24.568	1:02.108	147	50.088	178	32.372	179	215	6	1:42.618	22.584	149	48.393	182	31.641	186	225
3	2:19.857	33.071	113	1:05.749	102	41.037	185	169	7	1:48.565	23.167	149	48.483	180	36.915	54	224
4	1:43.861	23.292	148	48.771	181	31.798	186	221									

62 Hauger, NOR

theoretical besttime: 1:41.881

1	1:54.812	27.724	148	49.701	179	37.387	133	222	10	1:42.481	22.378	152	48.706	182	31.397	187	222
2	2:27.468	31.010	111	1:09.792	131	46.666	125	144	11	1:42.470	22.254	151	48.886	182	31.330	186	221
3	2:30.939	38.757	103	1:08.030	94	44.152	186	156	12	1:42.843	22.388	151	48.779	183	31.676	186	222
4	1:43.312	22.614	149	49.117	181	31.581	186	223	13	1:42.662	22.379	152	48.866	183	31.417	187	222
5	1:42.411	22.402	151	48.446	183	31.563	186	221	14	1:42.738	22.300	152	48.865	181	31.573	186	223
6	1:42.186	22.456	151	48.427	183	31.303	187	221	15	1:42.692	22.361	153	48.900	181	31.431	187	224
7	1:42.268	22.350	152	48.538	183	31.380	186	221	16	1:42.121	22.433	152	48.477	183	31.211	187	223
8	1:42.101	22.358	150	48.523	182	31.220	187	221	17	1:43.361	22.243	151	49.798	182	31.320	186	220
9	1:42.418	22.407	151	48.645	183	31.366	187	222									



ADAC Formel 4

Top speed list Race 1

Provisional



Hockenheimring, Length: 4574m

Air temperature: 26.64°C

Track temperature: 36.06°C

Weather condition: Dry

DMSB Reg. Nr.: DMSB 245/19

Saturday, September 14, 2019 13:20:00

#	Name (NAT)	Team	Car name	Speed	Lap	Race time
6	Ido Cohen (ISR)	Van Amersfoort Racing (NLD)	ADAC Formel 4	230.76	5	9:15.854
26	Joshua Dürksen (PAR)	ADAC Berlin-Brandenburg e.V. (DEU)	ADAC Formel 4	230.27	11	19:29.273
17	Arthur Leclerc (MCO)	US Racing - CHR5 (DEU)	ADAC Formel 4	230.27	16	28:01.511
44	Michael Belov (RUS)	R-ACE GP	ADAC Formel 4	229.78	5	9:18.781
7	Roman Stanek (CZE)	US Racing - CHR5 (DEU)	ADAC Formel 4	229.78	15	26:28.829
5	Gianluca Petecof (BRA)	Prema Powerteam SRL (ITA)	ADAC Formel 4	228.81	11	19:33.634
16	Sebastian Estner (DEU)	Van Amersfoort Racing (NLD)	ADAC Formel 4	228.32	7	12:45.324
3	Paul Aron (EST)	Prema Powerteam SRL (ITA)	ADAC Formel 4	228.32	15	26:19.886
14	Gregoire Saucy (SUI)	R-ACE GP	ADAC Formel 4	226.41	1	44.155
10	Oliver Rasmussen (DNK)	Prema Powerteam SRL (ITA)	ADAC Formel 4	225.46	6	11:00.261
8	Lucas Alleco Roy (MCO)	Van Amersfoort Racing (NLD)	ADAC Formel 4	225.46	11	19:44.226
21	Theo Pourchaire (FRA)	US Racing - CHR5 (DEU)	ADAC Formel 4	225.46	14	24:35.678
12	Kristian Thaqi (KOS)	ADAC Berlin-Brandenburg e.V. (DEU)	ADAC Formel 4	224.53	4	7:36.589
62	Dennis Hauger (NOR)	Van Amersfoort Racing (NLD)	ADAC Formel 4	224.06	15	26:17.743
15	Laszlo Toth (HUN)	R-ACE GP	ADAC Formel 4	223.60	4	7:34.590
28	Alessandro Ghiretti (FRA)	US Racing - CHR5 (DEU)	ADAC Formel 4	61.85	1	1:15.180