



ADAC GT4 Germany

Result List Race 1

Provisional



Hockenheimring, Length: 4574m

Air temperature: 27.05°C

Track temperature: 33.16°C

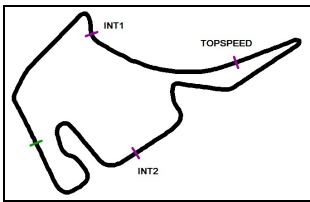
Weather condition: Dry

DMSB Reg. Nr.: DMSB 245/19

Saturday, September 14, 2019 11:25:00

started : 26 classified : 23 not classified : 3

Nr.	Drivers	Team	Laps	Total Time	Gap	Kph	Lap	Time	Kph
Cl.	Car	Competitor							
1	77 L.Wankmüller(DEU)/T.Heinemann(DEU) J Mercedes-AMG GT4	HP Racing International(DEU) HP Racing International	32	1:03:29.267		138.8	18	1:48.677	151.5
2	7 M.Zug(DEU)/G.Piana(ITA) J BMW M4 GT4	RN Vision STS(DEU) RN Vision STS	32	1:03:39.314	10.047	138.5	17	1:49.413	150.4
3	22 J.Kasperlik(DEU)/L.Kern(DEU) T Porsche Cayman GT4	Team Allied-Racing(DEU) Team Allied-Racing	32	1:03:51.763	22.496	138.1	15	1:49.858	149.8
4	48 L.Trefz(DEU)/M.Haber(AUS) J Mercedes-AMG GT4	Leipert Motorsport(DEU) Leipert Motorsport	32	1:03:52.339	23.072	138.1	11	1:49.597	150.2
5	24 M.Siljehaug(NOR)/E.Angermayr(AUT) J KTM X-Bow GT4	Felbermayr Reiter(DEU) Felbermayr Reiter	32	1:03:54.995	25.728	137.9	11	1:49.675	150.1
6	18 A.Mies(DEU)/M.Ortmann(DEU) J Aston Martin Vantage AMR GT4	PROpeak Performance(DEU) PROpeak Performance	32	1:03:56.092	26.825	137.9	10	1:49.943	149.7
7	99 H.Owega(DEU)/J.Owega(DEU) J Mercedes-AMG GT4	GetSpeed Performance(DEU) GetSpeed Performance	32	1:03:57.473	28.206	138.3	17	1:49.614	150.2
8	2 M.Schrey(DEU)/T.Jäger(AUT) BMW M4 GT4	Hofor Racing by Bonk Motorsport(CHE) Hofor Racing by Bonk Motorsport	32	1:04:04.717	35.450	137.4	11	1:49.967	149.7
9	21 T.Kieffer(LUX)/C.Schöll(AUT) T Porsche Cayman GT4	Team Allied-Racing(DEU) Team Allied-Racing	32	1:04:04.893	35.626	137.7	19	1:50.290	149.3
10	36 M.Suabo(DEU)/M.Dienst(DEU) T Mercedes-AMG GT4	Schütz Motorsport(DEU) Schütz Motorsport	32	1:04:08.567	39.300	137.9	20	1:49.220	150.7
11	33 M.Benyahia(MAR)/C.Fagg(GBR) J McLaren 570s GT4	Team GT(DEU) Team GT	32	1:04:10.367	41.100	137.6	9	1:50.375	149.1
12	69 P.Dörr(DEU)/D.Trebing(USA) J McLaren 570s GT4	Dörr Motorsport(DEU) Dörr Motorsport	32	1:04:12.179	42.912	137.6	11	1:50.298	149.2
13	11 J.Springob(DEU)/O.Mayer(DEU) J Mercedes-AMG GT4	Bremotion(DEU) Bremotion	32	1:04:15.679	46.412	137.0	10	1:48.456	151.8
14	59 F.Martin-Dye(GBR)/C.Jöns(DEU) McLaren 570s GT4	Dörr Motorsport(DEU) Dörr Motorsport	32	1:04:18.971	49.704	137.3	12	1:50.296	149.2
15	17 H.Hadegasser(DEU)/H.Still(DEU) T Porsche Cayman GT4	KÜS TEAM75 Bernhard(DEU) KÜS TEAM75 Bernhard	32	1:04:19.588	50.321	137.5	14	1:49.564	150.2
16	19 C.Konnerth(DEU)/Y.Fübrich(DEU) T Aston Martin Vantage AMR GT4	PROpeak Performance(DEU) PROpeak Performance	32	1:04:24.475	55.208	137.1	18	1:50.518	148.9
17	8 M.Ehret(DEU)/T.Dauenhauer(DEU) BMW M4 GT4	Hofor Racing by Bonk Motorsport(CHE) Hofor Racing by Bonk Motorsport	32	1:04:24.915	55.648	137.2	10	1:49.613	150.2
18	94 F.von der Laden(DEU)/A.Valente(CHE) McLaren 570s GT4	Team GT(DEU) Team GT	32	1:04:28.180	58.913	137.1	11	1:50.404	149.1
19	15 F.Kovac(CRO)/T.Tekaht(DEU) T BMW M4 GT4	MRS Besagroup Racing(DEU) MRS Besagroup Racing	32	1:04:32.966	1:03.699	137.1	16	1:49.549	150.3
20	5 N.Rindlisbacher(CHE)/P.Stalidzane(DEU) J Audi R8 LMS GT4	Racing One(DEU) Racing One	32	1:04:40.030	1:10.763	136.2	12	1:48.786	151.3
21	14 S.Grotstollen(DEU)/G.Braun(DEU) T BMW M4 GT4	MRS Besagroup Racing(DEU) MRS Besagroup Racing	32	1:04:52.551	1:23.284	136.4	24	1:51.079	148.2
22	66 F.Dziwok(POL)/S.Halek(AUT) T Porsche Cayman GT4	HP Racing International(DEU) HP Racing International	32	1:05:03.806	1:34.539	135.9	25	1:51.607	147.5
23	55 C.Danner(DEU)/B.Laber(DEU) T McLaren 570s GT4	Team GT(DEU) Team GT	31	1:03:32.411	1 LAP	134.7	9	1:51.344	147.8
Not classified									
6	M.Lungstrass(DEU)/M.Beckhusen(DEU) J Audi R8 LMS GT4	Racing One(DEU) Racing One	19	40:38.025	13LAPS	129.0	18	1:50.122	149.5
23	L.Kraihamer(AUT)/R.Kofler(AUT) KTM X-Bow GT4	True Racing(AUT) True Racing	7	16:15.601	25LAPS	118.2	7	2:16.968	120.2



ADAC GT4 Germany

Result List Race 1

Provisional



Hockenheimring, Length: 4574m

Air temperature: 27.05°C

Track temperature: 33.16°C

Weather condition: Dry

DMSB Reg. Nr.: DMSB 245/19

Saturday, September 14, 2019 11:25:00

started : 26 classified : 23 not classified : 3

Nr. Drivers	Team	Laps	Total Time	Gap	Kph	Lap	Time	Kph
Cl. Car	Competitor							
3 M.Fischer(AUT)/C.Hürtgen(DEU) BMW M4 GT4	Hofor Racing by Bonk Motorsport(CHE) Hofor Racing by Bonk Motorsport							

Fastest lap of the race. Car 11 driver Jan Philipp Springob on lap 10. Time 1:48.456, average speed 151.8 km/h.

Subject to final scrutineering!

Publication time:

Clerk of the Course: Franz Josef Serr

Timekeeper: Steffen Ruhl

ver: 1.0

www.adac.de/motorsport

Page 2/ 2 printed: 14.9.2019 12:48





ADAC GT4 Germany

Class Result List Race 1

Provisional



Hockenheimring, Length: 4574m

Air temperature: 27.05°C

Track temperature: 33.16°C

Weather condition: Dry

DMSB Reg. Nr.: DMSB 245/19

Saturday, September 14, 2019 11:25:00

started : 26 classified : 23 not classified : 3

Nr. Drivers	Team	Laps	Total Time	Gap	Kph	Lap	Time	Kph
Car	Competitor							

CLASS: Junior

Started: 11 Classified: 10 Not Classified: 1

1	77 L.Wankmüller(DEU)/T.Heinemann(DEU) Mercedes-AMG GT4	HP Racing International(DEU) HP Racing International	32	1:03:29.267		138.8	18	1:48.677	151.5
2	7 M.Zug(DEU)/G.Piana(ITA) BMW M4 GT4	RN Vision STS(DEU) RN Vision STS	32	1:03:39.314	10.047	138.5	17	1:49.413	150.4
3	48 L.Trefz(DEU)/M.Haber(AUS) Mercedes-AMG GT4	Leipert Motorsport(DEU) Leipert Motorsport	32	1:03:52.339	23.072	138.1	11	1:49.597	150.2
4	24 M.Siljehaug(NOR)/E.Angermayr(AUT) KTM X-Bow GT4	Felbermayr Reiter(DEU) Felbermayr Reiter	32	1:03:54.995	25.728	137.9	11	1:49.675	150.1
5	18 A.Mies(DEU)/M.Ortmann(DEU) Aston Martin Vantage AMR GT4	PROpeak Performance(DEU) PROpeak Performance	32	1:03:56.092	26.825	137.9	10	1:49.943	149.7
6	99 H.Owega(DEU)/J.Owega(DEU) Mercedes-AMG GT4	GetSpeed Performance(DEU) GetSpeed Performance	32	1:03:57.473	28.206	138.3	17	1:49.614	150.2
7	33 M.Benyahia(MAR)/C.Fagg(GBR) McLaren 570s GT4	Team GT(DEU) Team GT	32	1:04:10.367	41.100	137.6	9	1:50.375	149.1
8	69 P.Dörr(DEU)/D.Trebing(USA) McLaren 570s GT4	Dörr Motorsport(DEU) Dörr Motorsport	32	1:04:12.179	42.912	137.6	11	1:50.298	149.2
9	11 J.Springob(DEU)/O.Mayer(DEU) Mercedes-AMG GT4	Bremotion(DEU) Bremotion	32	1:04:15.679	46.412	137.0	10	1:48.456	151.8
10	5 N.Rindlisbacher(CHE)/P.Stalidzane(DEU) Audi R8 LMS GT4	Racing One(DEU) Racing One	32	1:04:40.030	1:10.763	136.2	12	1:48.786	151.3

Not classified

6	M.Lungstrass(DEU)/M.Beckhusen(DEU) Audi R8 LMS GT4	Racing One(DEU) Racing One	19	40:38.025	13LAPS	129.0	18	1:50.122	149.5
---	---	-------------------------------	----	-----------	--------	-------	----	----------	-------

Fastest lap of the class. Car 11 driver Jan Philipp Springob on lap 10. Time 1:48.456, average speed 151.8 km/h.

CLASS: Trophy

Started: 11 Classified: 10 Not Classified: 1

1	22 J.Kasperlik(DEU)/L.Kern(DEU) Porsche Cayman GT4	Team Allied-Racing(DEU) Team Allied-Racing	32	1:03:51.763		138.1	15	1:49.858	149.8
2	21 T.Kieffer(LUX)/C.Schöll(AUT) Porsche Cayman GT4	Team Allied-Racing(DEU) Team Allied-Racing	32	1:04:04.893	13.130	137.7	19	1:50.290	149.3
3	36 M.Suabo(DEU)/M.Dienst(DEU) Mercedes-AMG GT4	Schütz Motorsport(DEU) Schütz Motorsport	32	1:04:08.567	16.804	137.9	20	1:49.220	150.7
4	11 J.Springob(DEU)/O.Mayer(DEU) Mercedes-AMG GT4	Bremotion(DEU) Bremotion	32	1:04:15.679	23.916	137.0	10	1:48.456	151.8
5	17 H.Hadegasser(DEU)/H.Still(DEU) Porsche Cayman GT4	KÜS TEAM75 Bernhard(DEU) KÜS TEAM75 Bernhard	32	1:04:19.588	27.825	137.5	14	1:49.564	150.2
6	19 C.Konnerth(DEU)/Y.Fübrich(DEU) Aston Martin Vantage AMR GT4	PROpeak Performance(DEU) PROpeak Performance	32	1:04:24.475	32.712	137.1	18	1:50.518	148.9
7	15 F.Kovac(CRO)/T.Tekaat(DEU) BMW M4 GT4	MRS Besagroup Racing(DEU) MRS Besagroup Racing	32	1:04:32.966	41.203	137.1	16	1:49.549	150.3
8	14 S.Grotstollen(DEU)/G.Braun(DEU) BMW M4 GT4	MRS Besagroup Racing(DEU) MRS Besagroup Racing	32	1:04:52.551	1:00.788	136.4	24	1:51.079	148.2
9	66 F.Dziwok(POL)/S.Halek(AUT) Porsche Cayman GT4	HP Racing International(DEU) HP Racing International	32	1:05:03.806	1:12.043	135.9	25	1:51.607	147.5
10	55 C.Danner(DEU)/B.Laber(DEU) McLaren 570s GT4	Team GT(DEU) Team GT	31	1:03:32.411	1 LAP	134.7	9	1:51.344	147.8

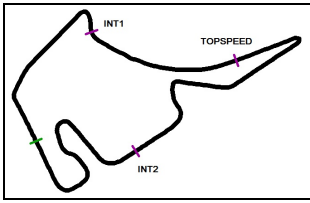
Not classified

6	M.Lungstrass(DEU)/M.Beckhusen(DEU) Audi R8 LMS GT4	Racing One(DEU) Racing One	19	40:38.025	13LAPS	129.0	18	1:50.122	149.5
---	---	-------------------------------	----	-----------	--------	-------	----	----------	-------

ver: 1.0

www.adac.de/motorsport

Page 1 / 2 printed: 14.9.2019 12:48



ADAC GT4 Germany

Class Result List Race 1

Provisional



DMSB Reg. Nr.: DMSB 245/19

Saturday, September 14, 2019 11:25:00

Hockenheimring, Length: 4574m

Air temperature: 27.05°C

Track temperature: 33.16°C

Weather condition: Dry

started : 26 classified : 23 not classified : 3

Nr. Drivers	Team	Laps	Total Time	Gap	Kph	Lap	Time	Kph
Car	Competitor							

Fastest lap of the class. Car 11 driver Jan Philipp Springob on lap 10. Time 1:48.456, average speed 151.8 km/h.

Subject to final scrutineering!

Publication time:

Clerk of the Course: Franz Josef Serr

Timekeeper: Steffen Ruhl



ADAC GT4 Germany

Sector List Race 1

Provisional



Hockenheimring, Length: 4574m

Air temperature: 27.05°C

Track temperature: 33.16°C

Weather condition: Dry

DMSB Reg. Nr.: DMSB 245/19

Saturday, September 14, 2019 11:25:00

Lap	Time	SE1	SP1	SE2	SP2	SE3	SP3	TSP	Lap	Time	SE1	SP1	SE2	SP2	SE3	SP3	TSP
2 Schrey, DEU / Jäger, AUT									theoretical besttime: 1:49.667								
1	2:11.559	29.020	140	51.158	160	51.381	119	237	17	1:51.091	24.337	139	51.294	173	35.460	181	240
2	2:24.107	38.017	94	1:02.534	128	43.556	143	193	18	1:50.643	24.265	139	51.023	174	35.355	182	238
3	2:17.647	31.454	109	1:01.893	150	44.300	149	171	19	1:50.970	24.301	139	51.325	173	35.344	182	238
4	2:19.900	30.633	94	1:04.968	120	44.299	152	161	20	1:50.934	24.253	140	51.319	168	35.362	181	238
5	2:18.316	31.435	97	1:02.385	158	44.496	151	183	21	1:50.773	24.179	139	51.418	172	35.176	183	238
6	2:19.791	30.578	100	1:05.003	143	44.210	140	169	22	1:51.185	24.287	140	51.435	172	35.463	182	239
7	2:20.295	30.305	133	1:02.832	131	47.158	181	191	23	1:51.016	24.376	139	51.177	172	35.463	182	237
8	1:50.284	24.752	141	50.645	175	34.887	183	240	24	1:51.055	24.362	140	51.128	171	35.565	181	237
9	1:50.253	24.284	141	51.046	173	34.923	184	240	25	1:51.537	24.572	141	51.166	172	35.799	181	241
10	1:50.232	24.287	139	51.027	174	34.918	183	236	26	1:51.713	24.915	138	51.190	172	35.608	181	237
11	1:49.967	24.311	140	50.813	175	34.843	183	236	27	1:50.855	24.390	140	51.023	173	35.442	182	238
12	1:50.296	24.183	139	50.980	174	35.133	182	238	28	1:52.166	24.341	137	52.151	171	35.674	180	237
13	1:54.998	24.398	139	50.845	175	39.755	54	236	29	1:51.509	24.538	140	51.268	170	35.703	182	239
14	3:25.419	1:58.892	139	51.250	173	35.277	183	238	30	1:51.622	24.658	138	51.339	171	35.625	182	236
15	1:50.144	24.275	140	50.831	173	35.038	183	240	31	1:51.556	24.449	140	51.478	169	35.629	182	237
16	1:50.543	24.321	139	50.850	173	35.372	183	238	32	1:52.341	24.607	138	51.736	170	35.998	182	237

3 Fischer, AUT / Hürtgen, DEU									theoretical besttime:								
1																	

5 Rindlisbacher, CHE / Stalidzane, DEU									theoretical besttime: 1:48.786								
1	2:13.128	29.708	141	51.167	154	52.253	115	239	17	1:55.239	24.541	140	50.776	174	39.922	59	237
2	2:23.691	38.041	82	1:02.677	123	42.973	149	198	18	4:01.948	2:34.106	138	52.095	171	35.747	180	233
3	2:17.621	31.820	93	1:01.699	154	44.102	130	165	19	1:51.784	24.810	141	51.488	173	35.486	181	234
4	2:20.007	30.853	98	1:04.958	107	44.196	126	179	20	1:51.092	24.673	141	51.337	173	35.082	182	235
5	2:18.640	31.812	96	1:02.453	169	44.375	161	184	21	1:51.332	24.531	141	51.420	173	35.381	182	236
6	2:19.637	30.409	109	1:04.984	148	44.244	124	171	22	1:51.204	24.668	141	51.315	173	35.221	182	235
7	2:19.765	30.575	129	1:02.449	119	46.741	180	171	23	1:50.808	24.534	141	51.108	174	35.166	181	235
8	1:50.109	24.724	140	50.677	175	34.708	183	235	24	1:51.441	24.642	134	51.207	172	35.592	181	235
9	1:49.985	24.380	141	50.613	175	34.992	183	238	25	1:51.322	24.746	141	51.302	173	35.274	182	235
10	1:50.404	24.286	141	51.153	172	34.965	183	239	26	1:51.663	24.906	142	51.177	172	35.580	182	236
11	1:49.679	24.249	141	50.594	175	34.836	183	238	27	1:51.873	25.189	140	51.274	173	35.410	182	238
12	1:48.786	24.072	141	50.128	175	34.586	183	238	28	1:51.698	24.744	142	51.403	173	35.551	182	237
13	1:49.135	24.149	140	50.369	175	34.617	182	236	29	1:51.485	24.577	142	51.261	174	35.647	182	236
14	1:50.170	24.668	142	50.434	175	35.068	182	238	30	1:51.514	24.901	140	51.171	173	35.442	182	235
15	1:50.001	24.375	141	50.610	174	35.016	182	237	31	1:52.416	24.846	141	51.558	172	36.012	180	236
16	1:49.971	24.432	142	50.485	175	35.054	182	237	32	1:52.482	24.864	141	51.739	172	35.879	181	235

6 Lungstrass, DEU / Beckhusen, DEU									theoretical besttime: 1:49.698								
1	2:20.654	32.607	127	53.034	135	55.013	103	236	11	1:50.152	24.561	139	50.537	174	35.054	181	236
2	2:22.154	36.974	102	1:03.729	168	41.451	121	164	12	1:51.399	24.378	138	51.655	165	35.366	181	239
3	2:18.041	31.788	101	1:01.800	151	44.453	109	177	13	1:55.574	24.579	138	51.024	172	39.971	57	234
4	2:20.147	30.655	132	1:05.473	112	44.019	108	156	14	3:24.733	1:58.080	140	51.105	172	35.548	181	235
5	2:18.945	31.157	107	1:03.331	123	44.457	105	177	15	1:50.569	24.494	140	50.850	174	35.225	182	236
6	2:19.784	30.816	116	1:04.122	108	44.846	112	136	16	1:50.256	24.280	141	50.692	169	35.284	181	236
7	2:16.140	30.211	126	1:01.480	140	44.449	180	185	17	1:50.753	24.472	138	51.311	174	34.970	182	236
8	2:10.312	24.915	140	1:04.918	172	40.479	59	237	18	1:50.122	24.321	139	50.599	174	35.202	183	236
9	2:02.329	36.403	139	50.706	173	35.220	179	233	19	1:55.628	24.582	140	50.448	173	40.598	59	237
10	1:50.333	24.341	140	50.599	172	35.393	179	235									

7 Zug, DEU / Piana, ITA									theoretical besttime: 1:49.074								
1	2:16.127	30.851	139	52.465	142	52.811	121	238	17	1:49.413	24.071	143	50.497	174	34.845	184	238
2	2:22.849	37.220	100	1:03.187	141	42.442	151	155	18	1:49.710	24.215	142	50.611	175	34.884	184	237
3	2:18.496	31.779	90	1:01.802	148	44.915	138	204	19	1:49.625	24.137	142	50.627	173	34.861	184	237
4	2:19.146	29.738	108	1:04.896	118	44.512	117	155	20	1:49.788	24.083	141	50.667	173	35.038	184	239
5	2:19.176	31.329	104	1:03.077	159	44.770	133	166	21	1:49.720	24.105	143	50.664	175	34.951	181	238
6	2:19.164	29.745	133	1:05.147	127	44.272	149	137	22	1:49.652	24.185	143	50.651	174	34.816	184	237
7	2:18.572	30.309	139	1:02.520	144	45.743	183	193	23	1:49.933	24.289	142	50.729	173	34.915	184	238
8	1:51.323	25.005	139	51.127	175	35.191	183	238	24	1:50.004	24.235	142	50.772	173	34.997	183	237
9	1:49.484	24.325	142	50.225	175	34.934	184	240	25	1:49.853	24.125	142	50.728	173	35.000	183	237
10	1:50.023	24.099	140	51.146	175	34.778	184	240	26	1:50.202	24.191	142	50.868	173	35.143	183	237



ADAC GT4 Germany

Sector List Race 1

Provisional



Hockenheimring, Length: 4574m

Air temperature: 27.05°C

Track temperature: 33.16°C

Weather condition: Dry

DMSB Reg. Nr.: DMSB 245/19

Saturday, September 14, 2019 11:25:00

Lap	Time	SE1	SP1	SE2	SP2	SE3	SP3	TSP	Lap	Time	SE1	SP1	SE2	SP2	SE3	SP3	TSP
11	1:50.026	24.181	141	50.942	174	34.903	183	239	27	1:50.343	24.113	142	51.046	174	35.184	183	238
12	1:49.683	24.098	141	50.697	173	34.888	183	240	28	1:50.436	24.327	141	50.990	174	35.119	184	237
13	1:54.697	24.227	140	50.752	175	39.718	56	239	29	1:50.376	24.229	142	50.946	172	35.201	184	237
14	3:19.963	1:54.122	140	50.789	171	35.052	183	235	30	1:50.795	24.266	140	51.048	173	35.481	183	236
15	1:49.780	24.364	142	50.546	173	34.870	184	238	31	1:50.578	24.485	141	50.888	174	35.205	183	236
16	1:49.770	24.169	142	50.738	174	34.863	184	237	32	1:50.607	24.239	141	50.973	172	35.395	183	237

8 Ehret, DEU / Dauenhauer, DEU

theoretical besttime: 1:49.468

1	2:25.951	35.122	139	53.920	108	56.909	101	240	17	1:50.955	24.785	141	51.029	175	35.141	183	240
2	2:20.230	36.872	110	1:04.997	172	38.361	123	137	18	1:51.038	24.572	141	51.155	175	35.311	183	238
3	2:18.756	33.717	103	1:02.857	171	42.182	143	147	19	1:51.217	24.522	141	51.280	175	35.415	183	239
4	2:19.955	32.311	127	1:04.456	150	43.188	121	115	20	1:51.036	24.487	140	51.075	173	35.474	181	238
5	2:18.443	32.162	120	1:04.125	147	42.156	108	148	21	1:52.196	24.506	140	51.891	174	35.799	182	238
6	2:20.732	32.598	125	1:03.326	123	44.808	100	135	22	1:51.410	24.606	140	51.236	170	35.568	182	239
7	2:13.874	30.731	138	1:00.851	123	42.292	182	183	23	1:51.143	24.509	140	51.150	172	35.484	182	237
8	1:52.113	24.936	140	52.025	173	35.152	182	239	24	1:51.345	24.535	140	51.220	170	35.590	182	238
9	1:50.502	24.479	139	51.150	173	34.873	181	236	25	1:51.940	24.461	139	51.174	169	36.305	183	238
10	1:49.613	24.185	140	50.630	174	34.798	181	236	26	1:51.908	24.766	141	51.259	169	35.883	181	241
11	1:50.388	24.040	140	51.185	173	35.163	180	238	27	1:51.823	24.739	140	51.190	168	35.894	181	238
12	1:51.124	24.342	140	51.372	174	35.410	181	239	28	1:53.767	24.642	139	52.476	172	36.649	182	237
13	1:50.394	24.487	140	50.822	174	35.085	181	236	29	1:52.200	24.748	140	51.600	173	35.852	183	237
14	1:50.576	24.327	138	51.035	173	35.214	179	235	30	1:53.380	25.146	135	51.755	173	36.479	183	237
15	1:56.073	24.279	139	50.808	174	40.986	45	236	31	1:52.930	25.538	140	51.384	173	36.008	182	238
16	3:24.684	1:57.723	140	51.041	174	35.920	182	239	32	1:53.219	24.852	142	51.491	170	36.876	178	238

11 Springob, DEU / Mayer, DEU

theoretical besttime: 1:48.236

1	2:10.895	28.583	142	50.824	161	51.488	116	235	17	1:54.835	24.317	141	50.915	174	39.603	59	240
2	2:23.702	37.922	89	1:02.526	141	43.254	158	159	18	3:23.659	1:56.098	140	51.727	173	35.834	180	235
3	2:17.266	31.483	100	1:01.887	155	43.896	164	172	19	1:52.171	25.258	144	51.076	172	35.837	180	236
4	2:19.882	31.485	93	1:04.350	147	44.047	165	173	20	1:53.365	25.107	143	51.589	171	36.669	182	237
5	2:18.341	31.672	105	1:02.670	160	43.999	160	175	21	1:51.999	24.548	143	51.479	171	35.972	180	238
6	2:19.680	31.213	106	1:04.720	156	43.747	160	155	22	1:54.505	25.428	141	51.888	171	37.189	180	235
7	2:21.616	31.100	116	1:02.736	130	47.780	180	176	23	1:52.206	24.931	144	51.229	171	36.046	180	238
8	1:49.672	24.640	141	50.382	174	34.650	183	234	24	1:53.766	25.280	142	51.604	171	36.882	180	239
9	1:48.656	24.015	142	50.235	175	34.406	183	235	25	1:52.938	25.113	143	50.981	173	36.844	176	238
10	1:48.456	23.933	143	50.229	175	34.294	184	235	26	1:55.547	25.677	141	52.320	156	37.550	177	238
11	1:48.605	23.938	142	50.199	175	34.468	183	235	27	1:52.058	25.079	143	51.050	172	35.929	180	239
12	1:48.654	24.005	142	50.236	175	34.413	183	235	28	1:52.707	24.928	143	51.139	173	36.640	179	238
13	1:48.616	23.832	142	50.271	175	34.513	183	236	29	1:54.520	26.315	143	51.656	171	36.549	178	237
14	1:48.776	23.934	142	50.110	174	34.732	183	238	30	1:52.706	25.522	143	51.171	171	36.013	181	237
15	1:50.457	24.174	140	51.137	172	35.146	183	240	31	1:52.128	24.935	143	51.077	171	36.116	180	237
16	1:50.212	24.336	142	50.844	173	35.032	184	241	32	1:53.083	25.060	143	51.396	170	36.627	179	237

14 Grotstollen, DEU / Braun, DEU

theoretical besttime: 1:50.797

1	2:30.880	33.786	123	1:01.422	170	55.672	99	235	17	2:04.644	36.860	138	51.664	170	36.120	182	237
2	2:24.169	37.131	124	1:08.105	164	38.933	168	140	18	1:51.985	25.127	136	51.427	174	35.431	182	234
3	2:14.598	29.513	117	1:06.809	156	38.276	143	112	19	1:51.396	24.476	144	51.674	169	35.246	183	236
4	2:20.158	33.932	124	1:03.811	168	42.415	132	125	20	1:51.420	24.835	134	51.318	174	35.267	181	235
5	2:18.193	32.685	114	1:04.919	170	40.589	131	116	21	1:51.453	24.770	143	51.267	174	35.416	178	237
6	2:21.108	34.018	125	1:02.626	167	44.464	99	150	22	1:51.895	24.889	144	51.505	172	35.501	182	236
7	2:13.989	31.463	136	1:01.231	167	41.295	177	128	23	1:51.274	24.524	144	51.382	173	35.368	182	236
8	1:53.848	25.973	139	51.922	167	35.953	179	236	24	1:51.079	24.596	144	51.146	174	35.337	183	236
9	1:52.032	25.227	129	51.471	172	35.334	180	233	25	1:51.379	24.690	144	51.261	173	35.428	182	236
10	1:51.252	24.879	142	51.126	175	35.247	182	236	26	1:51.452	24.632	144	51.248	172	35.572	181	235
11	1:53.827	25.249	130	52.918	173	35.660	180	232	27	1:52.323	24.867	144	51.604	172	35.852	178	236
12	1:51.785	24.970	138	51.386	172	35.429	179	237	28	1:52.252	24.702	144	51.795	173	35.755	181	235
13	1:51.521	24.839	139	51.132	169	35.550	178	235	29	1:52.402	24.852	144	51.750	173	35.800	182	235
14	1:55.379	24.602	137	51.132	173	39.645	62	234	30	1:52.095	25.032	145	51.362	173	35.701	181	235
15	3:21.362	1:53.591	137	51.827	163	35.944	183	235	31	1:52.381	24.786	144	51.826	173	35.769	181	235
16	1:56.941	24.653	142	51.075	174	41.213	50	235	32	1:52.079	25.231	145	51.314	175	35.534	181	235



ADAC GT4 Germany

Sector List Race 1

Provisional



Hockenheimring, Length: 4574m

Air temperature: 27.05°C

Track temperature: 33.16°C

Weather condition: Dry

DMSB Reg. Nr.: DMSB 245/19

Saturday, September 14, 2019 11:25:00

Lap	Time	SE1	SP1	SE2	SP2	SE3	SP3	TSP	Lap	Time	SE1	SP1	SE2	SP2	SE3	SP3	TSP
15 Kovac, CRO / Tekaat, DEU									theoretical besttime: 1:49.245								
1	2:30.188	36.265	118	55.357	147	58.566	107	234	17	1:49.634	24.246	140	50.375	174	35.013	183	239
2	2:24.319	37.046	120	1:08.390	162	38.883	167	133	18	1:51.803	25.617	143	51.081	173	35.105	183	241
3	2:14.569	29.425	109	1:06.952	164	38.192	144	111	19	1:49.797	24.494	142	50.378	175	34.925	183	243
4	2:20.021	33.556	127	1:04.160	167	42.305	138	132	20	1:49.949	24.047	141	50.767	171	35.135	183	238
5	2:18.106	32.933	114	1:04.631	156	40.542	109	131	21	1:49.969	24.179	141	50.689	173	35.101	183	238
6	2:21.143	34.220	121	1:02.710	165	44.213	98	135	22	1:50.048	24.264	140	50.801	173	34.983	182	237
7	2:14.464	31.471	129	1:01.653	160	41.340	174	157	23	1:50.040	24.259	141	50.574	175	35.207	181	238
8	1:58.497	26.883	131	54.488	164	37.126	174	234	24	1:50.267	24.339	142	50.673	173	35.255	182	239
9	1:55.366	25.835	123	52.579	168	36.952	177	232	25	1:50.201	24.444	141	50.696	174	35.061	183	240
10	1:56.005	25.634	131	53.271	167	37.100	176	232	26	1:50.699	24.348	140	50.849	175	35.502	183	239
11	1:54.542	26.055	130	52.374	171	36.113	178	234	27	1:50.348	24.420	139	50.874	175	35.054	183	237
12	2:00.291	25.496	130	53.145	165	41.650	56	234	28	1:50.586	24.391	140	50.935	171	35.260	181	236
13	3:30.121	2:03.972	138	51.271	172	34.878	182	234	29	1:50.522	24.467	141	50.825	174	35.230	182	237
14	1:49.793	24.210	141	50.625	173	34.958	181	237	30	1:50.184	24.321	141	50.700	175	35.163	182	238
15	1:49.591	24.288	140	50.419	176	34.884	182	237	31	1:50.862	24.365	137	51.066	173	35.431	182	236
16	1:49.549	24.243	141	50.483	175	34.823	182	237	32	1:51.492	24.422	140	51.362	172	35.708	180	238

Lap	Time	SE1	SP1	SE2	SP2	SE3	SP3	TSP	Lap	Time	SE1	SP1	SE2	SP2	SE3	SP3	TSP
17 Hadergasser, DEU / Still, DEU									theoretical besttime: 1:49.270								
1	2:29.587	36.600	128	54.586	134	58.401	101	232	17	1:49.725	24.114	141	50.679	173	34.932	178	236
2	2:21.681	36.661	110	1:07.780	164	37.240	175	138	18	1:50.625	24.229	140	51.351	173	35.045	179	236
3	2:16.961	32.049	109	1:05.775	166	39.137	128	110	19	1:49.907	24.239	141	50.737	171	34.931	182	238
4	2:19.790	33.640	125	1:04.232	163	41.918	115	126	20	1:49.852	24.214	141	50.822	171	34.816	182	238
5	2:18.743	33.344	117	1:04.720	147	40.679	104	132	21	1:49.723	24.162	140	50.671	173	34.890	180	238
6	2:21.004	33.983	124	1:02.648	151	44.373	102	134	22	1:51.694	24.939	138	51.639	172	35.116	182	238
7	2:14.263	31.087	138	1:01.286	166	41.890	171	162	23	1:52.048	24.370	142	51.897	165	35.781	180	239
8	1:54.435	25.303	141	53.019	168	36.113	176	237	24	1:50.787	24.745	139	51.019	171	35.023	180	235
9	1:54.632	25.957	121	52.641	170	36.034	178	231	25	1:50.137	24.282	141	50.765	170	35.090	181	237
10	1:54.146	25.076	139	51.883	162	37.187	173	235	26	1:50.127	24.153	141	50.820	170	35.154	179	237
11	1:54.924	25.862	134	52.291	169	36.771	177	233	27	1:50.228	24.208	141	50.933	171	35.087	181	237
12	1:59.035	24.995	138	52.305	167	41.735	53	233	28	1:51.388	24.330	141	51.004	172	36.054	176	236
13	3:18.773	1:53.242	141	50.917	173	34.614	182	236	29	1:52.085	24.617	141	51.600	171	35.868	181	238
14	1:49.564	24.020	140	50.636	174	34.908	180	236	30	1:52.585	25.335	130	51.493	171	35.757	181	236
15	1:49.666	24.123	141	50.703	173	34.840	182	237	31	1:51.059	24.971	141	50.985	172	35.103	181	236
16	1:50.106	24.103	141	50.758	173	35.245	182	237	32	1:50.308	24.291	141	50.831	170	35.186	181	237

Lap	Time	SE1	SP1	SE2	SP2	SE3	SP3	TSP	Lap	Time	SE1	SP1	SE2	SP2	SE3	SP3	TSP
18 Mies, DEU / Ortmann, DEU									theoretical besttime: 1:49.754								
1	2:15.584	30.609	137	51.739	151	53.236	121	230	17	1:50.694	24.552	141	51.231	174	34.911	182	233
2	2:22.711	36.964	88	1:02.633	135	43.114	149	159	18	1:50.019	24.257	142	50.923	174	34.839	182	233
3	2:17.730	31.518	96	1:01.970	129	44.242	140	202	19	1:50.189	24.332	142	50.965	174	34.892	181	233
4	2:19.908	30.454	108	1:04.905	102	44.549	135	159	20	1:51.311	24.455	141	51.800	172	35.056	183	233
5	2:19.203	31.221	102	1:03.202	152	44.780	130	170	21	1:50.457	24.312	142	51.201	174	34.944	182	234
6	2:18.996	29.670	118	1:05.292	118	44.034	144	169	22	1:51.249	24.423	142	51.700	173	35.126	182	233
7	2:19.121	30.501	135	1:02.312	138	46.308	180	181	23	1:51.251	24.426	141	51.626	173	35.199	182	231
8	1:51.250	24.672	140	51.093	173	35.485	180	235	24	1:51.601	24.779	143	51.397	175	35.425	182	235
9	1:50.644	24.377	141	51.228	173	35.039	180	233	25	1:50.646	24.392	142	51.263	173	34.991	182	233
10	1:49.943	24.224	141	50.721	174	34.998	181	234	26	1:50.862	24.480	142	51.236	173	35.146	181	232
11	1:49.976	24.378	141	50.758	174	34.840	182	233	27	1:50.805	24.479	142	51.233	174	35.093	181	234
12	1:54.242	24.403	140	50.778	174	39.061	58	233	28	1:50.819	24.375	142	51.311	174	35.133	181	234
13	3:21.235	1:55.156	139	51.270	174	34.809	182	228	29	1:50.817	24.536	142	51.139	174	35.142	181	233
14	1:50.196	24.341	141	50.924	173	34.931	181	231	30	1:51.221	24.604	142	51.330	171	35.287	182	233
15	1:50.328	24.293	142	51.015	171	35.020	182	233	31	1:51.018	24.438	142	51.334	174	35.246	182	232
16	1:50.951	24.357	142	51.514	173	35.080	182	234	32	1:51.115	24.494	143	51.271	174	35.350	181	231

Lap	Time	SE1	SP1	SE2	SP2	SE3	SP3	TSP	Lap	Time	SE1	SP1	SE2	SP2	SE3	SP3	TSP
19 Konnerth, DEU / Fübrieh, DEU									theoretical besttime: 1:50.365								
1	2:21.467	32.804	130	53.198	123	55.465	90	233	17	1:50.610	24.493	141	51.108	174	35.009	180	230
2	2:21.964	36.729	102	1:03.844	166	41.391	127	171	18	1:50.518	24.405	141	51.178	174	34.935	181	230
3	2:17.977	31.707	126	1:01.916	161	44.354	107	153	19	1:51.252	24.802	141	51.270	173	35.180	180	231
4	2:20.211	31.118	140	1:04.982	108	44.111	106	147	20	1:50.679	24.430	140	51.164	174	35.085	181	231
5	2:18.828	31.025	111	1:03.592	114	44.211	106	148	21	1:51.477	24.733	140	51.445	175	35.299	179	236
6	2:19.853	30.749	116	1:04.154	105	44.950	116	136	22	1:51.401	24.871	138	51.304	174	35.226	181	232
7	2:15.848	30.417	141	1:01.357	142	44.074	180	167	23	1:52.563	24.628	140	52.188	166	35.747	180	231
8	1:53.395	25.532	139	52.306	172	35.557	181	233	24	1:52.113	25.191	140	51.685	173	35.237	180	231



ADAC GT4 Germany

Sector List Race 1

Provisional



Hockenheimring, Length: 4574m

Air temperature: 27.05°C

Track temperature: 33.16°C

Weather condition: Dry

DMSB Reg. Nr.: DMSB 245/19

Saturday, September 14, 2019 11:25:00

Lap	Time	SE1	SP1	SE2	SP2	SE3	SP3	TSP	Lap	Time	SE1	SP1	SE2	SP2	SE3	SP3	TSP
9	1:53.102	25.249	139	52.562	173	35.291	181	230	25	1:50.640	24.560	141	51.057	173	35.023	180	232
10	1:53.297	24.543	141	53.551	174	35.203	182	232	26	1:50.975	24.428	141	51.189	173	35.358	180	231
11	1:52.213	25.388	140	51.499	174	35.326	180	233	27	1:50.725	24.449	142	51.086	173	35.190	181	231
12	1:52.140	24.936	141	51.519	173	35.685	176	234	28	1:51.452	24.634	141	51.480	172	35.338	181	231
13	1:58.123	25.468	138	52.622	173	40.033	56	226	29	1:51.323	24.714	142	51.309	174	35.300	181	231
14	3:22.104	1:55.767	141	51.434	174	34.903	180	229	30	1:51.052	24.520	140	51.246	173	35.286	181	232
15	1:50.799	24.528	140	51.261	173	35.010	180	229	31	1:52.946	25.520	142	51.844	173	35.582	181	234
16	1:50.820	24.453	139	51.342	173	35.025	179	230	32	1:52.608	24.910	141	51.628	173	36.070	175	232

21 Kieffer, LUX / Schöll, AUT

theoretical besttime: 1:49.971

1	2:18.756	31.774	129	52.938	135	54.044	100	237	17	1:50.451	24.344	140	50.991	171	35.116	181	237
2	2:22.689	37.391	117	1:02.742	159	42.556	131	137	18	1:50.381	24.324	141	51.006	171	35.051	180	237
3	2:18.176	31.236	93	1:02.097	141	44.843	111	182	19	1:50.290	24.402	141	50.846	171	35.042	180	237
4	2:19.780	30.211	103	1:04.619	133	44.950	122	175	20	1:50.603	24.545	141	50.800	172	35.258	179	238
5	2:19.149	31.006	106	1:03.542	164	44.601	102	166	21	1:50.295	24.420	141	50.742	171	35.133	182	238
6	2:19.241	30.763	109	1:03.942	124	44.536	132	165	22	1:50.458	24.376	140	50.885	173	35.197	183	237
7	2:17.347	30.807	111	1:01.441	150	45.099	177	195	23	1:51.058	24.255	140	51.598	171	35.205	181	237
8	1:52.047	25.131	139	51.611	171	35.305	180	237	24	1:51.709	25.039	141	51.333	172	35.337	181	241
9	1:50.524	24.388	141	51.052	171	35.084	178	238	25	1:50.672	24.410	142	50.930	169	35.332	182	240
10	1:51.704	24.473	141	52.057	170	35.174	179	238	26	1:51.508	24.276	141	50.965	169	36.267	180	238
11	1:50.684	24.362	142	51.297	170	35.025	178	239	27	1:50.947	24.494	140	51.072	172	35.381	181	239
12	1:51.320	24.408	139	51.555	170	35.357	179	238	28	1:50.956	24.625	141	51.153	171	35.178	181	237
13	1:57.365	25.151	137	52.148	169	40.066	57	237	29	1:51.303	24.613	140	51.216	173	35.474	181	238
14	3:20.052	1:53.691	140	51.194	172	35.167	181	238	30	1:50.641	24.527	142	50.991	172	35.123	182	238
15	1:50.575	24.204	141	51.039	171	35.332	180	239	31	1:51.109	24.431	142	51.379	172	35.299	178	238
16	1:51.227	24.519	141	51.610	169	35.098	181	239	32	1:51.876	24.290	142	51.703	169	35.883	180	241

22 Kasperlik, DEU / Kern, DEU

theoretical besttime: 1:49.486

1	2:17.174	31.286	138	52.120	130	53.768	116	237	17	1:50.799	24.661	139	51.119	172	35.019	180	241
2	2:22.383	36.960	102	1:02.834	140	42.589	143	148	18	1:50.283	24.468	142	50.734	172	35.081	181	241
3	2:18.458	31.863	83	1:01.653	156	44.942	130	196	19	1:50.046	24.300	140	50.885	171	34.861	182	241
4	2:19.490	29.695	121	1:04.942	135	44.853	124	173	20	1:51.133	24.347	141	51.728	169	35.058	183	242
5	2:19.036	31.123	104	1:02.925	154	44.988	119	177	21	1:50.705	24.275	140	51.393	172	35.037	183	243
6	2:19.146	29.821	138	1:04.980	127	44.345	147	143	22	1:50.958	24.298	140	51.200	170	35.460	183	241
7	2:18.686	30.486	139	1:02.276	151	45.924	180	191	23	1:50.376	24.453	142	50.941	172	34.982	182	242
8	1:51.208	25.008	138	51.069	172	35.131	178	237	24	1:50.250	24.423	140	50.825	173	35.002	182	239
9	1:51.638	25.267	137	50.905	172	35.466	180	238	25	1:50.336	24.255	139	51.107	173	34.974	180	240
10	1:50.291	24.317	141	50.857	171	35.117	181	238	26	1:51.423	24.370	141	51.730	172	35.323	182	243
11	1:50.093	24.289	139	50.820	173	34.984	181	238	27	1:50.979	24.415	137	51.310	171	35.254	182	242
12	1:55.244	24.180	138	50.916	172	40.148	57	238	28	1:50.219	24.243	140	50.859	172	35.117	182	239
13	3:18.732	1:53.426	140	50.547	173	34.759	181	237	29	1:50.224	24.295	140	50.711	171	35.218	183	240
14	1:50.020	24.376	140	50.755	173	34.889	180	240	30	1:50.706	24.364	141	50.892	171	35.450	182	240
15	1:49.858	24.198	141	50.633	173	35.027	183	241	31	1:50.474	24.390	142	50.853	173	35.231	181	241
16	1:50.827	24.398	140	51.342	173	35.087	180	241	32	1:50.568	24.402	141	50.914	172	35.252	180	242

23 Kraihamer, AUT / Kofler, AUT

theoretical besttime:

1	2:19.861	32.411	134	52.413	126	55.037	96	224	5	2:18.891	30.981	100	1:03.479	142	44.431	108	186
2	2:22.050	37.075	93	1:02.853	164	42.122	124	174	6	2:19.583	30.710	117	1:04.121	118	44.752	126	148
3	2:18.217	31.825	98	1:01.793	131	44.599	109	178	7	2:16.968	30.771	120	1:01.264	140	44.933	176	193
4	2:20.031	30.420	116	1:05.427	129	44.184	104	153	8		24.820	138					223

24 Siljehaug, NOR / Angermayr, AUT

theoretical besttime: 1:49.473

1	2:14.836	30.184	140	51.268	151	53.384	122	225	17	1:55.758	24.618	140	51.353	169	39.787	49	226
2	2:22.941	36.890	83	1:02.907	126	43.144	146	161	18	3:19.673	1:53.432	139	51.606	171	34.635	179	223
3	2:17.625	31.328	96	1:02.100	133	44.197	137	196	19	1:50.500	24.369	138	51.388	171	34.743	180	224
4	2:19.761	30.352	102	1:05.248	96	44.161	138	160	20	1:50.684	24.646	139	51.319	171	34.719	180	225
5	2:19.258	31.589	98	1:02.510	146	45.159	137	179	21	1:51.069	24.686	139	51.477	169	34.906	179	225
6	2:18.935	29.593	114	1:05.483	127	43.859	132	170	22	1:51.024	24.687	140	51.460	172	34.877	179	225
7	2:19.529	30.463	132	1:02.651	131	46.415	176	191	23	1:51.009	24.405	140	51.848	170	34.756	179	224
8	1:50.036	24.527	139	51.038	172	34.471	181	228	24	1:50.882	24.510	140	51.593	170	34.779	179	224
9	1:50.384	24.569	141	51.278	171	34.537	180	226	25	1:51.504	24.287	140	52.170	167	35.047	178	225
10	1:50.199	24.333	140	51.368	171	34.498	180	225	26	1:51.901	24.417	138	52.622	171	34.862	180	224
11	1:49.675	24.360	141	50.948	172	34.367	179	226	27	1:52.042	24.488	140	52.203	165	35.351	177	226

ver: 1.0

www.adac.de/motorsport

Page 4/ 7 printed: 14.9.2019 12:48



ADAC GT4 Germany

Sector List Race 1

Provisional



Hockenheimring, Length: 4574m

Air temperature: 27.05°C

Track temperature: 33.16°C

Weather condition: Dry

DMSB Reg. Nr.: DMSB 245/19

Saturday, September 14, 2019 11:25:00

Lap	Time	SE1	SP1	SE2	SP2	SE3	SP3	TSP	Lap	Time	SE1	SP1	SE2	SP2	SE3	SP3	TSP
12	1:49.700	24.193	140	51.100	172	34.407	180	225	28	1:51.074	24.745	141	51.414	171	34.915	179	225
13	1:50.313	24.372	141	51.084	171	34.857	177	226	29	1:50.820	24.332	141	51.480	170	35.008	179	226
14	1:49.728	24.343	141	51.053	172	34.332	180	226	30	1:50.903	24.522	140	51.480	170	34.901	179	225
15	1:49.983	24.393	140	51.117	172	34.473	180	226	31	1:51.031	24.518	141	51.478	171	35.035	179	224
16	1:50.797	24.423	139	51.156	171	35.218	179	226	32	1:51.421	24.393	140	51.539	170	35.489	177	224

33 Benyahia, MAR / Fagg, GBR

theoretical besttime: 1:50.226

1	2:22.499	33.095	138	53.565	123	55.839	106	237	17	1:50.680	24.383	143	51.073	171	35.224	180	237
2	2:21.312	36.571	112	1:03.498	170	41.243	121	169	18	1:51.747	24.436	144	51.014	171	36.297	181	237
3	2:17.930	32.158	120	1:01.925	149	43.847	110	146	19	1:50.725	24.345	141	50.976	171	35.404	179	240
4	2:20.279	31.474	136	1:04.641	115	44.164	105	145	20	1:50.729	24.350	144	51.045	170	35.334	179	240
5	2:18.903	31.347	105	1:03.186	114	44.370	104	164	21	1:50.632	24.210	143	51.183	170	35.239	180	239
6	2:19.994	30.909	125	1:03.743	106	45.342	111	144	22	1:50.825	24.422	143	51.054	171	35.349	181	238
7	2:15.521	30.971	136	1:00.763	142	43.787	180	190	23	1:50.741	24.387	144	51.048	169	35.306	180	237
8	1:51.670	24.740	141	51.542	170	35.388	180	239	24	1:50.919	24.420	144	51.085	171	35.414	181	238
9	1:50.375	24.359	143	50.848	171	35.168	180	238	25	1:51.004	24.388	143	51.165	170	35.451	180	238
10	1:50.412	24.260	143	50.977	170	35.175	180	239	26	1:51.345	24.518	144	51.262	170	35.565	178	238
11	1:50.577	24.311	141	51.034	171	35.232	180	237	27	1:51.061	24.358	144	51.222	171	35.481	180	240
12	1:50.715	24.378	139	51.135	171	35.202	180	236	28	1:51.594	24.468	143	51.405	170	35.721	180	240
13	1:56.425	24.675	141	51.180	171	40.570	53	236	29	1:52.178	25.436	142	51.256	171	35.486	179	237
14	3:21.491	1:55.109	145	51.056	170	35.326	179	236	30	1:52.337	24.533	143	51.190	171	36.614	181	236
15	1:50.930	24.418	143	51.136	171	35.376	180	236	31	1:51.281	24.602	144	51.147	169	35.532	181	242
16	1:52.328	24.616	143	52.079	169	35.633	178	236	32	1:51.208	24.648	145	51.032	169	35.528	179	240

36 Suabo, DEU / Dienst, DEU

theoretical besttime: 1:49.050

1	2:27.281	34.143	137	55.813	109	57.325	96	233	17	1:49.361	24.198	141	50.467	174	34.696	183	237
2	2:20.558	37.118	111	1:06.946	168	36.494	165	126	18	1:49.461	24.326	142	50.514	173	34.621	183	237
3	2:18.171	33.402	92	1:04.549	167	40.220	144	135	19	1:49.349	24.227	142	50.492	174	34.630	184	236
4	2:20.131	33.055	118	1:04.546	168	42.530	129	128	20	1:49.220	24.182	142	50.377	173	34.661	184	240
5	2:18.525	32.272	125	1:04.816	169	41.437	102	141	21	1:50.167	24.788	144	50.629	174	34.750	183	237
6	2:20.673	33.547	128	1:02.603	138	44.523	89	142	22	1:49.478	24.202	143	50.589	173	34.687	183	237
7	2:14.850	31.237	133	1:00.372	118	43.241	172	155	23	1:49.705	24.339	142	50.654	173	34.712	183	237
8	1:54.359	26.587	140	52.192	171	35.580	181	237	24	1:50.429	24.292	142	51.435	174	34.702	183	240
9	1:51.051	24.630	142	51.056	172	35.365	182	237	25	1:49.750	24.303	142	50.478	173	34.969	183	239
10	1:51.539	24.584	143	51.272	173	35.683	182	237	26	1:49.872	24.276	142	50.682	173	34.914	183	238
11	2:05.653	36.804	106	53.391	171	35.458	179	231	27	1:49.906	24.432	142	50.573	174	34.901	183	239
12	1:57.379	24.869	142	51.170	172	41.340	58	236	28	1:51.651	24.339	143	52.027	166	35.285	183	238
13	3:18.902	1:53.556	141	50.603	173	34.743	182	237	29	1:50.121	24.397	142	50.742	174	34.982	183	241
14	1:49.509	24.207	141	50.508	174	34.794	183	238	30	1:51.260	24.450	141	50.682	173	36.128	179	237
15	1:50.031	24.107	141	50.556	173	35.368	181	238	31	1:50.252	24.492	141	50.681	174	35.079	181	236
16	1:49.266	24.224	140	50.476	175	34.566	184	237	32	1:50.707	24.645	142	50.727	173	35.335	182	235

48 Trefz, DEU / Haber, AUS

theoretical besttime: 1:49.508

1	2:17.981	31.573	139	52.454	127	53.954	106	236	17	1:50.549	24.488	143	50.871	171	35.190	180	236
2	2:22.755	37.183	108	1:02.949	142	42.623	131	150	18	1:50.280	24.347	138	50.945	173	34.988	181	235
3	2:18.371	31.411	91	1:02.103	151	44.857	121	193	19	1:50.032	24.358	141	50.698	172	34.976	181	236
4	2:19.267	30.000	112	1:04.578	133	44.689	132	171	20	1:50.125	24.290	143	50.765	173	35.070	180	238
5	2:19.418	31.375	109	1:03.496	149	44.547	117	152	21	1:51.079	24.538	143	51.259	171	35.282	181	237
6	2:18.994	30.729	118	1:03.992	132	44.273	140	153	22	1:51.592	24.539	142	51.123	173	35.930	178	238
7	2:17.691	30.967	127	1:01.540	147	45.184	181	193	23	1:50.445	24.411	141	51.001	173	35.033	177	236
8	1:51.168	25.184	138	51.077	171	34.907	181	237	24	1:50.753	24.526	143	51.176	173	35.051	180	237
9	1:50.610	24.947	139	50.683	172	34.980	181	236	25	1:51.380	24.373	143	51.527	170	35.480	180	238
10	1:49.963	24.350	140	50.779	173	34.834	182	236	26	1:50.786	24.572	138	51.245	171	34.969	180	237
11	1:49.597	24.302	139	50.541	172	34.754	183	237	27	1:50.309	24.319	143	50.869	173	35.121	180	236
12	1:50.086	24.257	140	50.667	173	35.162	180	237	28	1:50.827	24.575	144	51.042	171	35.210	180	235
13	1:49.998	24.478	140	50.691	172	34.829	182	235	29	1:50.767	24.361	143	51.085	170	35.321	180	235
14	1:50.022	24.213	140	50.771	171	35.038	180	236	30	1:50.869	24.553	142	51.031	171	35.285	180	235
15	1:54.079	24.460	140	50.691	172	38.928	58	236	31	1:50.708	24.531	143	50.936	171	35.241	180	236
16	3:20.180	1:53.243	141	50.900	172	36.037	180	236	32	1:51.658	24.515	138	51.591	172	35.552	178	235



ADAC GT4 Germany

Sector List Race 1

Provisional



Hockenheimring, Length: 4574m

Air temperature: 27.05°C

Track temperature: 33.16°C

Weather condition: Dry

DMSB Reg. Nr.: DMSB 245/19

Saturday, September 14, 2019 11:25:00

Lap	Time	SE1	SP1	SE2	SP2	SE3	SP3	TSP	Lap	Time	SE1	SP1	SE2	SP2	SE3	SP3	TSP
55	Danner, DEU / Laber, DEU								theoretical besttime: 1:51.243								
1	2:25.091	34.363	132	54.327	124	56.401	104	237	17	3:40.226	2:08.916	127	54.262	164	37.048	176	233
2	2:20.514	36.337	114	1:04.626	166	39.551	130	157	18	1:56.006	25.937	139	53.378	162	36.691	177	236
3	2:18.098	32.831	118	1:03.298	170	41.969	139	145	19	1:54.612	25.228	143	52.502	166	36.882	176	235
4	2:20.332	32.285	124	1:03.987	121	44.060	106	133	20	1:54.563	25.444	137	52.574	170	36.545	178	235
5	2:18.687	31.505	118	1:03.703	150	43.479	96	161	21	1:54.419	25.162	137	52.400	164	36.857	176	236
6	2:20.746	32.099	128	1:03.407	118	45.240	103	136	22	1:54.087	25.252	141	52.192	168	36.643	178	235
7	2:14.384	30.496	130	1:01.013	122	42.875	179	175	23	1:54.041	25.009	141	52.153	167	36.879	175	236
8	1:54.373	25.459	138	53.294	172	35.620	180	236	24	1:53.286	25.127	143	51.833	169	36.326	178	235
9	1:51.344	24.628	141	51.272	171	35.444	180	237	25	1:52.892	24.713	141	51.873	170	36.306	178	235
10	1:51.922	25.028	143	51.551	171	35.343	177	237	26	1:52.895	24.750	142	51.834	171	36.311	178	237
11	1:52.428	25.414	142	51.451	170	35.563	179	238	27	1:53.631	25.007	142	52.048	171	36.576	176	236
12	1:52.261	24.808	138	51.684	169	35.769	177	237	28	1:53.888	25.172	141	52.377	170	36.339	179	234
13	1:53.149	25.791	142	51.779	171	35.579	178	236	29	1:53.980	25.426	138	52.113	172	36.441	176	233
14	1:52.144	24.837	140	51.629	169	35.678	176	234	30	1:53.693	25.383	140	51.916	170	36.394	177	234
15	1:51.870	24.653	139	51.452	167	35.765	177	235	31	1:55.264	26.544	137	52.267	170	36.453	177	235
16	1:57.585	24.883	138	51.589	167	41.113	51	234									

59	Martin-Dye, GBR / Jöns, DEU								theoretical besttime: 1:50.084								
1	2:23.392	32.963	133	54.181	123	56.248	115	232	17	1:56.162	24.672	141	51.022	171	40.468	50	236
2	2:21.047	36.135	115	1:04.692	165	40.220	122	160	18	3:21.219	1:54.097	141	51.680	170	35.442	177	234
3	2:17.863	32.299	123	1:02.110	164	43.454	118	168	19	1:51.568	24.589	140	51.374	169	35.605	177	235
4	2:20.457	31.528	141	1:04.766	129	44.163	109	125	20	1:51.223	24.551	138	51.337	169	35.335	179	235
5	2:18.646	31.056	109	1:04.142	139	43.448	101	149	21	1:51.658	24.559	140	51.792	169	35.307	179	234
6	2:20.513	32.118	122	1:03.237	125	45.158	111	147	22	1:51.563	24.653	140	51.607	167	35.303	178	234
7	2:14.855	30.618	138	1:00.945	136	43.292	179	185	23	1:50.944	24.420	140	51.188	166	35.336	177	233
8	1:52.961	25.146	141	52.379	171	35.436	181	236	24	1:52.618	24.615	140	52.510	169	35.493	178	233
9	1:51.875	25.111	138	51.630	170	35.134	179	233	25	1:51.281	24.579	141	51.393	169	35.309	178	235
10	1:51.439	24.532	142	51.878	169	35.029	180	235	26	1:51.345	24.509	140	51.377	169	35.459	178	235
11	1:50.606	24.446	142	51.127	171	35.033	180	236	27	1:51.207	24.519	140	51.240	170	35.448	179	235
12	1:50.296	24.273	142	51.135	171	34.888	181	235	28	1:52.287	24.465	140	52.092	166	35.730	177	233
13	1:50.522	24.174	142	51.080	170	35.268	180	235	29	1:51.449	24.525	140	51.481	165	35.443	177	233
14	1:50.808	24.429	140	51.113	171	35.266	180	232	30	1:52.036	25.019	141	51.552	166	35.465	178	232
15	1:51.658	24.410	142	51.389	171	35.859	178	234	31	1:51.376	24.577	139	51.445	169	35.354	177	232
16	1:52.405	24.404	141	51.650	170	36.351	179	235	32	1:51.692	24.711	139	51.494	163	35.487	177	231

66	Dziwok, POL / Halek, AUT								theoretical besttime: 1:51.190								
1	2:28.154	34.710	136	55.033	109	58.411	98	236	17	1:51.636	24.555	138	51.726	169	35.355	176	231
2	2:21.351	36.930	115	1:07.211	164	37.210	174	121	18	1:51.680	24.681	138	51.551	168	35.448	177	232
3	2:17.387	32.513	96	1:04.906	166	39.968	132	125	19	1:51.815	24.673	139	51.529	170	35.613	179	232
4	2:20.200	33.068	136	1:04.490	164	42.642	129	125	20	1:51.786	24.679	138	51.655	169	35.452	179	234
5	2:18.328	32.372	121	1:04.885	164	41.071	118	154	21	1:51.876	24.897	138	51.575	170	35.404	179	232
6	2:20.857	33.753	128	1:02.585	156	44.519	92	130	22	1:52.059	24.815	139	51.686	170	35.558	178	232
7	2:14.032	31.281	134	1:00.296	142	42.455	174	167	23	1:52.013	24.833	138	51.717	170	35.463	179	232
8	1:55.131	26.086	137	53.218	169	35.827	179	235	24	1:51.644	24.709	137	51.445	169	35.490	178	232
9	1:52.459	24.906	140	51.772	171	35.781	177	233	25	1:51.607	24.448	139	51.594	171	35.565	178	233
10	1:52.117	24.729	138	51.746	169	35.642	178	233	26	1:51.853	24.604	138	51.554	169	35.695	178	233
11	1:53.758	25.440	136	52.583	168	35.735	177	231	27	1:51.936	24.631	138	51.736	170	35.569	178	233
12	1:58.509	24.626	137	52.393	167	41.490	51	232	28	1:52.262	24.645	137	51.899	169	35.718	178	232
13	3:21.807	1:54.645	137	51.827	169	35.335	176	233	29	1:52.093	24.852	138	51.558	169	35.683	178	231
14	2:00.453	24.703	138	51.982	168	43.768	54	231	30	1:52.707	24.895	140	51.824	169	35.988	177	233
15	2:05.577	38.134	137	51.779	169	35.664	178	232	31	1:52.713	25.041	137	51.839	169	35.833	176	231
16	1:51.617	24.606	138	51.714	169	35.297	178	232	32	1:52.389	24.667	138	51.783	170	35.939	176	231

69	Dörr, DEU / Trebing, USA								theoretical besttime: 1:49.966								
1	2:24.323	33.543	131	54.187	119	56.593	112	239	17	1:55.881	24.480	143	51.012	170	40.389	52	237
2	2:20.652	36.229	117	1:04.258	156	40.165	124	153	18	3:21.934	1:55.071	144	51.455	172	35.408	182	241
3	2:17.994	32.576	128	1:02.046	157	43.372	131	157	19	1:51.147	24.638	144	51.172	173	35.337	181	241
4	2:20.470	31.994	138	1:04.286	133	44.190	107	127	20	1:50.359	24.438	143	50.730	173	35.191	181	243
5	2:18.525	31.313	116	1:03.832	134	43.380	102	151	21	1:50.699	24.674	144	50.799	171	35.226	181	241
6	2:20.768	32.235	126	1:03.437	119	45.096	108	145	22	1:50.915	24.611	146	50.934	173	35.370	178	242
7	2:14.307	30.720	137	1:00.881	127	42.706	182	175	23	1:51.287	24.672	145	51.204	171	35.411	181	242
8	1:53.723	25.217	137	52.409	172	36.097	182	238	24	1:51.034	24.746	143	50.946	171	35.342	180	241

ver: 1.0

www.adac.de/motorsport

Page 6 / 7 printed: 14.9.2019 12:48



ADAC GT4 Germany

Sector List Race 1



Provisional

Hockenheimring, Length: 4574m

Air temperature: 27.05°C

Track temperature: 33.16°C

Weather condition: Dry

DMSB Reg. Nr.: DMSB 245/19

Saturday, September 14, 2019 11:25:00

Lap	Time	SE1	SP1	SE2	SP2	SE3	SP3	TSP	Lap	Time	SE1	SP1	SE2	SP2	SE3	SP3	TSP
9	1:50.504	24.338	141	50.987	170	35.179	182	244	25	1:50.790	24.555	144	50.938	171	35.297	180	242
10	1:50.742	24.179	141	51.464	171	35.099	181	240	26	1:51.528	24.802	145	51.225	169	35.501	180	241
11	1:50.298	24.172	142	50.813	169	35.313	183	238	27	1:51.088	24.632	144	51.083	170	35.373	180	241
12	1:50.336	24.137	141	50.831	170	35.368	179	239	28	1:52.672	24.839	144	52.232	167	35.601	182	241
13	1:50.745	24.385	142	51.145	169	35.215	182	242	29	1:52.290	24.951	140	51.592	172	35.747	183	243
14	1:51.067	24.473	141	51.168	172	35.426	179	240	30	1:51.730	24.996	144	51.137	169	35.597	182	240
15	1:50.921	24.612	143	50.963	171	35.346	181	240	31	1:51.038	24.633	145	50.945	171	35.460	183	240
16	1:50.833	24.378	141	50.901	171	35.554	180	240	32	1:51.579	24.664	145	51.079	170	35.836	146	239

77 Wankmüller, DEU / Heinemann, DEU

theoretical besttime: 1:48.452

1	2:12.460	29.450	143	51.177	158	51.833	116	240	17	1:48.827	24.044	143	50.316	174	34.467	183	236
2	2:23.839	37.868	87	1:02.857	132	43.114	146	179	18	1:48.677	23.971	144	50.138	175	34.568	184	238
3	2:17.607	31.557	105	1:01.738	141	44.312	153	188	19	1:49.089	24.310	141	50.357	175	34.422	184	236
4	2:19.963	30.687	93	1:05.028	116	44.248	141	159	20	1:49.033	24.063	144	50.442	174	34.528	184	237
5	2:18.407	31.540	100	1:02.477	159	44.390	160	170	21	1:48.945	24.181	144	50.312	174	34.452	184	237
6	2:19.896	30.613	95	1:04.965	142	44.318	136	158	22	1:48.981	24.124	143	50.300	175	34.557	183	237
7	2:19.913	30.424	125	1:02.488	137	47.001	180	208	23	1:49.301	24.186	144	50.527	172	34.588	184	237
8	1:50.101	24.692	141	50.544	174	34.865	184	237	24	1:49.204	24.097	144	50.594	175	34.513	183	237
9	1:48.823	24.185	143	50.122	174	34.516	184	242	25	1:49.236	24.259	143	50.247	175	34.730	183	237
10	1:48.679	23.980	143	50.059	174	34.640	184	238	26	1:49.494	24.175	144	50.500	174	34.819	183	238
11	1:48.989	24.102	144	50.209	175	34.678	183	237	27	1:49.509	24.219	144	50.366	174	34.924	182	238
12	1:49.197	24.130	140	50.293	174	34.774	183	237	28	1:50.419	24.351	142	50.989	174	35.079	183	238
13	1:49.237	24.175	142	50.391	174	34.671	183	237	29	1:50.349	24.408	144	50.768	174	35.173	183	237
14	1:53.853	24.197	141	50.353	175	39.303	57	238	30	1:50.568	24.389	144	51.026	174	35.153	182	237
15	3:25.153	1:59.852	143	50.632	170	34.669	183	235	31	1:50.656	24.560	143	50.988	174	35.108	182	237
16	1:48.874	24.006	143	50.356	175	34.512	183	236	32	1:51.988	25.183	143	51.104	173	35.701	180	236

94 von der Laden, DEU / Valente, CHE

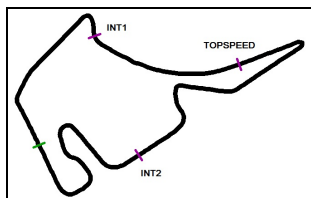
theoretical besttime: 1:49.842

1	2:26.452	35.371	136	53.989	113	57.092	101	241	17	1:50.604	24.425	144	50.897	171	35.282	183	241
2	2:20.481	37.094	107	1:06.277	169	37.110	133	127	18	1:51.351	24.893	146	51.102	173	35.356	180	239
3	2:18.532	33.816	96	1:04.294	167	40.422	140	124	19	1:50.832	24.649	142	50.796	172	35.387	183	241
4	2:20.009	32.950	118	1:04.737	153	42.322	128	124	20	1:50.984	24.510	142	51.028	171	35.446	182	242
5	2:18.559	32.416	112	1:04.358	162	41.785	106	144	21	1:50.919	24.462	144	51.202	171	35.255	183	243
6	2:20.687	32.908	127	1:03.226	133	44.553	94	138	22	1:50.600	24.533	140	50.753	170	35.314	180	238
7	2:14.170	31.291	136	1:00.358	110	42.521	169	157	23	1:51.040	24.486	142	51.084	171	35.470	182	238
8	1:52.221	24.584	145	52.269	171	35.368	181	239	24	1:50.745	24.574	142	50.794	172	35.377	180	240
9	1:51.030	24.426	143	51.432	173	35.172	182	241	25	1:50.681	24.578	143	50.614	172	35.489	181	241
10	1:50.506	24.220	145	51.217	172	35.069	182	239	26	1:50.698	24.480	142	50.768	171	35.450	180	239
11	1:50.404	24.184	142	51.084	171	35.136	182	240	27	1:50.696	24.480	143	50.778	171	35.438	182	242
12	1:54.952	24.159	142	51.015	172	39.778	58	240	28	1:54.796	24.612	144	53.321	163	36.863	177	242
13	3:23.350	1:56.642	143	50.738	172	35.970	183	238	29	1:55.411	26.145	137	52.523	167	36.743	176	234
14	1:50.672	24.403	142	50.945	170	35.324	182	240	30	1:54.520	25.693	138	52.207	167	36.620	175	236
15	1:51.511	24.615	144	50.743	171	36.153	182	240	31	1:56.090	26.702	138	53.179	166	36.209	179	236
16	1:50.754	24.558	142	50.871	172	35.325	182	241	32	1:53.923	25.339	142	51.907	167	36.677	177	236

99 Omega, DEU / Omega, DEU

theoretical besttime: 1:49.544

1	2:28.868	34.666	107	55.206	120	58.996	95	231	17	1:49.614	24.224	142	50.763	173	34.627	183	237
2	2:21.259	36.919	106	1:06.962	156	37.378	179	124	18	1:50.619	24.444	141	50.858	174	35.317	182	236
3	2:17.476	32.566	105	1:04.832	170	40.078	120	118	19	1:50.127	24.432	141	50.898	173	34.797	182	235
4	2:20.167	33.792	119	1:03.624	155	42.751	112	136	20	1:49.805	24.321	142	50.806	173	34.678	183	237
5	2:18.286	32.752	123	1:05.008	144	40.526	123	135	21	1:49.890	24.411	141	50.818	173	34.661	183	238
6	2:21.017	33.743	128	1:02.689	138	44.585	90	127	22	1:50.355	24.496	142	50.965	172	34.894	182	238
7	2:13.447	30.823	137	1:00.658	170	41.966	176	174	23	1:51.067	24.382	140	51.854	171	34.831	180	237
8	1:52.027	25.429	140	51.483	171	35.115	181	235	24	1:50.633	24.599	140	51.143	173	34.891	181	235
9	1:51.259	24.647	143	51.199	171	35.413	181	238	25	1:50.315	24.338	142	51.037	173	34.940	182	237
10	1:51.812	24.579	140	52.016	173	35.217	180	237	26	1:50.330	24.262	142	51.308	171	34.760	183	239
11	1:50.658	25.040	140	50.856	172	34.762	182	235	27	1:50.212	24.225	142	50.972	172	35.015	182	238
12	1:54.796	24.431	141	50.798	173	39.567	59	236	28	1:50.594	24.400	142	51.147	173	35.047	180	237
13	3:21.502	1:55.972	141	50.889	173	34.641	182	235	29	1:50.067	24.287	143	50.862	173	34.918	182	237
14	1:49.735	24.211	141	50.706	173	34.818	182	237	30	1:50.252	24.447	143	50.862	173	34.943	182	235
15	1:50.660	24.546	137	50.794	173	35.320	181	237	31	1:50.352	24.535	141	50.931	172	34.886	183	236
16	1:49.848	24.317	140	50.753	173	34.778	182	237	32	1:50.424	24.532	141	51.006	171	34.886	182	237



ADAC GT4 Germany

Top speed list Race 1

Provisional



Hockenheimring, Length: 4574m

Air temperature: 27.05°C

Track temperature: 33.16°C

Weather condition: Dry

DMSB Reg. Nr.: DMSB 245/19

Saturday, September 14, 2019 11:25:00

#	Name (NAT)	Team	Car name	Speed	Lap	Race time
69	Phil Dörr (DEU)	Dörr Motorsport (DEU)	McLaren 570s GT4	244.34	9	18:49.315
94	Alain Valente (CHE)	Team GT (DEU)	McLaren 570s GT4	243.79	21	42:36.604
22	Lars Kern (DEU)	Team Allied-Racing (DEU)	Porsche Cayman GT4	243.79	26	51:35.650
15	Thomas Tekaat (DEU)	MRS Besagroup Racing (DEU)	BMW M4 GT4	243.24	19	39:26.539
33	Charlie Fagg (GBR)	Team GT (DEU)	McLaren 570s GT4	242.69	31	1:01:06.529
77	Luke Wankmüller (DEU)	HP Racing International (DEU)	Mercedes-AMG GT4	242.15	9	18:40.369
11	Jan Philipp Springob (DEU)	Bremotion (DEU)	Mercedes-AMG GT4	241.61	16	31:21.689
21	Constantin Schöll (AUT)	Team Allied-Racing (DEU)	Porsche Cayman GT4	241.61	24	48:03.372
36	Marvin Dienst (DEU)	Schütz Motorsport (DEU)	Mercedes-AMG GT4	241.61	29	57:24.690
2	Thomas Jäger (AUT)	Hofor Racing by Bonk Motorsport (CHE)	BMW M4 GT4	241.07	25	49:50.087
8	Tobias Dauenhauer (DEU)	Hofor Racing by Bonk Motorsport (CHE)	BMW M4 GT4	241.07	26	51:54.556
7	Marius Zug (DEU)	RN Vision STS (DEU)	BMW M4 GT4	240.53	12	24:12.624
5	Nico Rindlisbacher (CHE)	Racing One (DEU)	Audi R8 LMS GT4	239.46	1	43.880
6	Markus Lungstrass (DEU)	Racing One (DEU)	Audi R8 LMS GT4	239.46	12	24:47.623
17	Hendrik Still (DEU)	KÜS TEAM75 Bernhard (DEU)	Porsche Cayman GT4	239.46	23	46:27.404
99	Jusuf Owega (DEU)	GetSpeed Performance (DEU)	Mercedes-AMG GT4	239.46	26	51:43.699
48	Morgan Haber (AUS)	Leipert Motorsport (DEU)	Mercedes-AMG GT4	238.93	22	44:10.970
55	Christian Danner (DEU)	Team GT (DEU)	McLaren 570s GT4	238.41	11	22:35.223
14	Stephan Grotstollen (DEU)	MRS Besagroup Racing (DEU)	BMW M4 GT4	237.36	12	24:33.334
66	Franz Dziwok (POL)	HP Racing International (DEU)	Porsche Cayman GT4	236.84	1	49.283
59	Fred Martin-Dye (GBR)	Dörr Motorsport (DEU)	McLaren 570s GT4	236.84	8	16:56.332
19	Yannick Fübrieh (DEU)	PROpeak Performance (DEU)	Aston Martin Vantage AMR GT4	236.84	21	42:44.372
18	Alexander Mies (DEU)	PROpeak Performance (DEU)	Aston Martin Vantage AMR GT4	235.29	8	16:52.198
24	Mads Siljehaug (NOR)	Felbermayr Reiter (DEU)	KTM X-Bow GT4	228.32	8	16:52.116
23	Laura Kraihamer (AUT)	True Racing (AUT)	KTM X-Bow GT4	224.06	1	47.561