

ADAC Formel 4

Result List Qualifying 1



Provisional

DMSB Reg. Nr.: DMSB 245/19

Friday, September 13, 2019 17:55:00

Hockenheimring, Length: 4574m

Air temperature: 24.08°C

Track temperature: 26.49°C

Weather condition: Dry

started : 17 classified : 17 not classified : 0

Nr.	Drivers	Team	Lap	Best Time	Gap	Diff	Kph	Day Time
Cl.	Car	Competitor						
1	21 T.Pourchaire(FRA) ADAC Formel 4	(T) US Racing - CHR(S)(DEU) US Racing - CHR(S)	5	1:41.299			162.5	18:07:43
2	62 D.Hauger(NOR) ADAC Formel 4	(T) Van Amersfoort Racing(NLD) Van Amersfoort Racing	7	1:41.302	0.003	0.003	162.5	18:10:42
3	17 A.Leclerc(MCO) ADAC Formel 4	(T) US Racing - CHR(S)(DEU) US Racing - CHR(S)	5	1:41.540	0.241	0.238	162.1	18:07:30
4	3 P.Aron(EST) R ADAC Formel 4	(T) Prema Powerteam SRL(ITA) Prema Powerteam SRL	7	1:41.595	0.296	0.055	162.0	18:10:14
5	26 J.Dürksen(PAR) R ADAC Formel 4	(T) ADAC Berlin-Brandenburg e.V.(DEU) ADAC Berlin-Brandenburg e.V.	6	1:41.678	0.379	0.083	161.9	18:07:50
6	6 I.Cohen(ISR) ADAC Formel 4	(T) Van Amersfoort Racing(NLD) Van Amersfoort Racing	7	1:41.867	0.568	0.189	161.6	18:10:45
7	10 O.Rasmussen(DNK) ADAC Formel 4	Prema Powerteam SRL(ITA) Prema Powerteam SRL	4	1:42.075	0.776	0.208	161.3	18:07:32
8	44 M.Belov(RUS) ADAC Formel 4	(T) R-ACE GP R-ACE GP	5	1:42.146	0.847	0.071	161.2	18:08:49
9	28 A.Ghiretti(FRA) ADAC Formel 4	US Racing - CHR(S)(DEU) US Racing - CHR(S)	6	1:42.154	0.855	0.008	161.1	18:09:19
10	14 G.Saucy(SUI) ADAC Formel 4	(T) R-ACE GP R-ACE GP	6	1:42.170	0.871	0.016	161.1	18:10:51
11	7 R.Stanek(CZE) R ADAC Formel 4	US Racing - CHR(S)(DEU) US Racing - CHR(S)	7	1:42.171	0.872	0.001	161.1	18:10:36
12	5 G.Petecof(BRA) ADAC Formel 4	(T) Prema Powerteam SRL(ITA) Prema Powerteam SRL	7	1:42.180	0.881	0.009	161.1	18:11:05
13	16 S.Estner(DEU) ADAC Formel 4	Van Amersfoort Racing(NLD) Van Amersfoort Racing	8	1:42.246	0.947	0.066	161.0	18:10:58
14	8 L.Alleco Roy(MCO) ADAC Formel 4	Van Amersfoort Racing(NLD) Van Amersfoort Racing	7	1:42.369	1.070	0.123	160.8	18:10:20
15	2 N.Göhler(DEU) R ADAC Formel 4	(T) ADAC Berlin-Brandenburg e.V.(DEU) ADAC Berlin-Brandenburg e.V.	6	1:42.587	1.288	0.218	160.5	18:10:23
16	12 K.Thaqi(KOS) R ADAC Formel 4	ADAC Berlin-Brandenburg e.V.(DEU) ADAC Berlin-Brandenburg e.V.	5	1:43.166	1.867	0.579	159.6	18:10:06
17	15 L.Toth(HUN) ADAC Formel 4	R-ACE GP R-ACE GP	6	1:43.413	2.114	0.247	159.2	18:10:55

Classification limit: 110% Time: 1:51.428

Following race director decision cancellation of the relevant lap time for car no. 12, 10, 2, 17

T =nominated for Team Classification

Subject to final scrutineering!

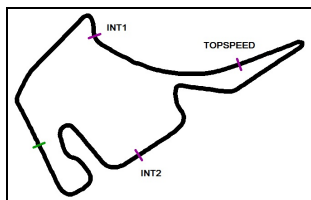
Publication time:	Clerk of the Course: Franz Josef Serr	Timekeeper: Steffen Ruhl
-------------------	---------------------------------------	--------------------------

ver: 1.0

www.adac.de/motorsport

Page 1/ 1 printed: 13.9.2019 18:13





ADAC Formel 4

Sector List Qualifying 1

Provisional



Hockenheimring, Length: 4574m

Air temperature: 24.08°C

Track temperature: 26.49°C

Weather condition: Dry

DMSB Reg. Nr.: DMSB 245/19

Friday, September 13, 2019 17:55:00

Lap	Time	SE1	SP1	SE2	SP2	SE3	SP3	TSP	Lap	Time	SE1	SP1	SE2	SP2	SE3	SP3	TSP
2	Göhler, DEU								theoretical besttime: 1:42.435								
1	5:01.293	3:33.281	142	54.019	171	33.993	182	196	5	1:43.694	23.124	149	48.769	180	31.804	186	223
2	1:45.914	24.187	147	49.597	178	32.130	186	222	5	1:42.657	22.608	150	48.407	181	31.642	185	223
3	1:43.550	22.875	148	48.831	180	31.844	185	224	6	1:42.587	22.525	149	48.559	181	31.503	186	223
4	1:42.815	22.606	150	48.572	181	31.637	186	223									

3	Aron, EST								theoretical besttime: 1:41.595								
1	4:48.031	3:11.682	140	58.013	144	38.336	178	175	5	1:42.662	22.408	149	48.823	181	31.431	185	222
2	1:50.907	24.608	148	52.021	173	34.278	181	196	6	1:41.749	22.175	150	48.305	182	31.269	187	222
3	1:45.985	23.570	149	50.482	179	31.933	185	212	7	1:41.595	22.110	150	48.273	182	31.212	187	222
4	1:42.849	22.392	149	48.743	180	31.714	186	221									

5	Petecof, BRA								theoretical besttime: 1:42.163								
1	5:16.984	3:43.341	143	56.511	169	37.132	166	180	5	1:42.275	22.362	148	48.464	181	31.449	187	223
2	1:55.621	25.060	144	55.226	161	35.335	178	177	6	1:46.978	22.260	149	51.183	175	33.535	186	223
3	1:58.015	26.217	148	59.077	160	32.721	185	186	7	1:42.180	22.277	147	48.461	181	31.442	186	223
4	1:43.065	22.687	148	48.627	181	31.751	185	222									

6	Cohen, ISR								theoretical besttime: 1:41.867								
1	5:11.765	3:36.658	137	57.107	146	38.000	173	171	5	1:42.115	22.205	149	48.559	181	31.351	187	224
2	1:57.784	26.074	133	56.392	163	35.318	164	187	6	1:42.051	22.236	149	48.439	181	31.376	187	222
3	1:46.846	25.134	148	50.015	181	31.697	186	213	7	1:41.867	22.202	149	48.374	181	31.291	187	222
4	1:42.661	22.488	147	48.568	181	31.605	187	223									

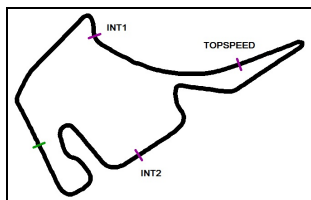
7	Stanek, CZE								theoretical besttime: 1:42.171								
1	5:16.070	3:47.886	141	54.105	175	34.079	173	203	5	1:42.589	22.401	149	48.593	180	31.595	184	220
2	1:45.967	23.882	150	49.972	178	32.113	184	217	6	1:42.468	22.312	148	48.521	180	31.635	185	221
3	1:43.608	22.644	149	49.218	179	31.746	185	219	7	1:42.171	22.248	148	48.475	181	31.448	186	221
4	1:42.846	22.507	149	48.774	180	31.565	184	220									

8	Alleco Roy, MCO								theoretical besttime: 1:42.318								
1	4:56.415	3:26.749	132	55.366	174	34.300	173	177	5	1:42.524	22.309	149	48.743	180	31.472	186	221
2	1:49.745	25.002	148	51.884	173	32.859	182	200	6	1:42.577	22.341	150	48.700	180	31.536	184	221
3	1:43.082	22.480	148	48.924	179	31.678	184	220	7	1:42.369	22.298	150	48.548	181	31.523	185	221
4	1:42.994	22.447	148	48.905	179	31.642	185	220									

10	Rasmussen, DNK								theoretical besttime: 1:42.007								
1	5:21.063	3:53.052	130	52.638	170	35.373	177	214	4	1:42.075	22.191	149	48.431	181	31.453	186	223
2	1:52.841	24.810	137	52.751	165	35.280	184	219	5	1:48.506	22.217	147	53.194	137	33.095	186	222
3	1:53.197	25.630	144	54.762	179	32.805	184	186	6	1:42.126	22.233	148	48.508	180	31.385	186	223
4	1:42.373	22.325	148	48.634	180	31.414	187	223									

12	Thaqi, KOS								theoretical besttime: 1:43.143								
1	4:38.011	3:12.245	139	51.933	172	33.833	182	218	4	1:43.868	22.748	149	48.988	180	32.132	183	221
2	1:46.694	23.918	144	49.894	176	32.882	183	219	4	1:43.639	22.688	149	49.077	179	31.874	184	221
3	1:45.784	22.903	148	50.450	178	32.434	183	221	5	1:43.166	22.538	149	48.731	179	31.897	184	222
3	1:44.325	22.845	149	49.182	179	32.298	183	221									

14	Saucy, SUI								theoretical besttime: 1:42.140								
1	7:09.993	5:38.395	143	56.407	150	35.191	152	179	4	1:44.400	22.319	150	50.669	181	31.412	187	222
2	1:48.944	26.085	135	51.045	181	31.814	187	204	5	1:42.406	22.243	150	48.751	180	31.412	187	222
3	1:42.681	22.503	149	48.756	180	31.422	187	222	6	1:42.170	22.273	150	48.649	180	31.248	186	222



ADAC Formel 4

Sector List Qualifying 1

Provisional



Hockenheimring, Length: 4574m

Air temperature: 24.08°C

Track temperature: 26.49°C

Weather condition: Dry

DMSB Reg. Nr.: DMSB 245/19

Friday, September 13, 2019 17:55:00

Lap	Time	SE1	SP1	SE2	SP2	SE3	SP3	TSP	Lap	Time	SE1	SP1	SE2	SP2	SE3	SP3	TSP
15	Toth, HUN								theoretical besttime: 1:43.351								
1	7:10.359	5:39.528	146	55.899	154	34.932	162	181	4	1:43.732	22.732	150	48.957	180	32.043	185	220
2	1:49.719	26.101	138	51.543	177	32.075	186	200	5	1:43.587	22.744	149	48.999	180	31.844	186	219
3	1:44.054	22.690	149	49.001	178	32.363	185	223	6	1:43.413	22.585	150	48.922	180	31.906	184	220

16	Estner, DEU								theoretical besttime: 1:42.246								
1	3:41.152	2:07.042	136	57.447	156	36.663	160	169	5	1:44.570	22.309	149	48.931	179	33.330	186	225
2	1:47.917	24.764	148	50.749	177	32.404	186	194	6	1:46.795	22.231	148	48.713	181	35.851	186	222
3	1:48.333	22.847	148	53.063	180	32.423	185	163	7	1:42.642	22.387	150	48.770	181	31.485	187	223
4	1:43.603	22.439	150	48.910	182	32.254	186	222	8	1:42.246	22.153	150	48.670	181	31.423	185	222

17	Leclerc, MCO								theoretical besttime: 1:41.540								
1	5:39.109	4:16.904	147	49.995	175	32.210	185	215	5	1:41.540	21.992	150	48.366	181	31.182	187	222
2	1:43.378	22.773	150	48.913	180	31.692	186	220	6	1:43.859	22.583	150	48.997	164	32.279	187	222
3	1:43.893	22.376	150	48.534	180	32.983	184	222	6	2:01.487	22.185	150	57.591	139	41.711	53	215
4	1:42.136	22.315	150	48.503	180	31.318	187	221									

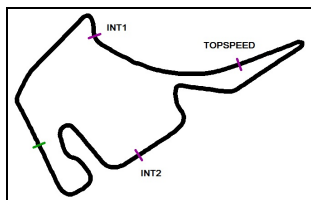
21	Pourchaire, FRA								theoretical besttime: 1:41.269								
1	5:53.234	4:27.188	146	50.947	172	35.099	182	218	5	1:41.299	22.022	150	48.192	181	31.085	187	222
2	1:44.673	23.233	148	49.482	180	31.958	185	219	6	1:42.711	21.992	150	48.425	181	32.294	182	223
3	1:42.429	22.517	150	48.540	181	31.372	185	221	7	1:59.035	23.367	149	52.627	129	43.041	55	222
4	1:41.570	22.176	150	48.244	182	31.150	186	221									

26	Dürksen, PAR								theoretical besttime: 1:41.678								
1	4:04.491	2:38.119	145	52.743	174	33.629	174	189	5	1:42.183	22.408	149	48.407	181	31.368	188	223
2	1:55.233	24.837	148	53.673	165	36.723	185	207	6	1:41.678	22.081	150	48.259	181	31.338	187	223
3	1:43.695	22.820	149	48.919	178	31.956	186	220	7	1:41.877	22.184	150	48.318	182	31.375	187	222
4	1:42.510	22.421	150	48.585	181	31.504	187	222	8	1:41.915	22.221	149	48.352	181	31.342	187	223

28	Ghiretti, FRA								theoretical besttime: 1:42.096								
1	5:44.050	4:19.917	147	51.478	175	32.655	183	208	5	1:42.437	22.325	149	48.701	181	31.411	185	222
2	1:44.883	23.296	149	49.591	179	31.996	184	218	6	1:42.154	22.177	149	48.514	181	31.463	185	222
3	1:42.993	22.610	149	48.866	180	31.517	185	219	7	1:52.696	22.309	149	48.622	179	41.765	56	220
4	1:42.468	22.455	150	48.608	180	31.405	185	221									

44	Belov, RUS								theoretical besttime: 1:42.031								
1	6:56.061	5:24.133	140	56.108	152	35.820	178	180	4	1:42.429	22.390	148	48.576	181	31.463	186	221
2	1:45.601	23.588	148	50.115	175	31.898	185	214	5	1:42.146	22.218	149	48.521	181	31.407	186	222
3	1:42.959	22.499	148	48.756	180	31.704	186	221	6	1:42.191	22.378	148	48.411	180	31.402	187	222

62	Hauger, NOR								theoretical besttime: 1:41.294								
1	5:10.922	3:35.072	134	57.505	155	38.345	169	179	5	1:41.620	22.198	150	48.277	182	31.145	187	222
2	1:58.137	26.167	130	56.587	161	35.383	161	183	6	1:41.407	22.139	151	48.242	183	31.026	188	223
3	1:46.158	24.927	149	49.663	182	31.568	187	210	7	1:41.302	22.083	150	48.185	182	31.034	187	222
4	1:41.937	22.183	150	48.484	182	31.270	187	222									



ADAC Formel 4

Top speed list Qualifying 1



Provisional

DMSB Reg. Nr.: DMSB 245/19

Friday, September 13, 2019 17:55:00

Hockenheimring, Length: 4574m

Air temperature: 24.08°C

Track temperature: 26.49°C

Weather condition: Dry

#	Name (NAT)	Team	Car name	Speed	Lap	Race time
16	Sebastian Estner (DEU)	Van Amersfoort Racing (NLD)	ADAC Formel 4	225.00	5	9:37.695
2	Nico Göhler (DEU)	ADAC Berlin-Brandenburg e.V. (DEU)	ADAC Formel 4	224.06	3	7:24.449
6	Ido Cohen (ISR)	Van Amersfoort Racing (NLD)	ADAC Formel 4	224.06	5	11:15.648
10	Oliver Rasmussen (DNK)	Prema Powerteam SRL (ITA)	ADAC Formel 4	223.60	4	11:26.059
5	Gianluca Petecof (BRA)	Prema Powerteam SRL (ITA)	ADAC Formel 4	223.60	6	13:12.660
15	Laszlo Toth (HUN)	R-ACE GP	ADAC Formel 4	223.14	3	9:37.224
26	Joshua Dürksen (PAR)	ADAC Berlin-Brandenburg e.V. (DEU)	ADAC Formel 4	223.14	5	10:02.765
62	Dennis Hauger (NOR)	Van Amersfoort Racing (NLD)	ADAC Formel 4	223.14	6	12:55.317
21	Theo Pourchaire (FRA)	US Racing - CHRS (DEU)	ADAC Formel 4	223.14	6	13:19.622
17	Arthur Leclerc (MCO)	US Racing - CHRS (DEU)	ADAC Formel 4	222.68	3	7:59.277
3	Paul Aron (EST)	Prema Powerteam SRL (ITA)	ADAC Formel 4	222.68	5	10:44.630
28	Alessandro Ghiretti (FRA)	US Racing - CHRS (DEU)	ADAC Formel 4	222.68	5	11:31.158
14	Gregoire Saucy (SUI)	R-ACE GP	ADAC Formel 4	222.68	5	13:02.692
44	Michael Belov (RUS)	R-ACE GP	ADAC Formel 4	222.22	5	12:43.714
12	Kristian Thaqi (KOS)	ADAC Berlin-Brandenburg e.V. (DEU)	ADAC Formel 4	222.22	5	13:59.290
7	Roman Stanek (CZE)	US Racing - CHRS (DEU)	ADAC Formel 4	221.76	6	12:47.904
8	Lucas Alleco Roy (MCO)	Van Amersfoort Racing (NLD)	ADAC Formel 4	221.76	7	14:14.108