



ADAC GT Masters

Result List Free Practice 2

Provisional



Hockenheimring, Length: 4574m

Air temperature: 24.69°C

Track temperature: 26.96°C

Weather condition: Dry

DMSB Reg. Nr.: DMSB 244/19

Friday, September 13, 2019 16:55:00

started : 30 classified : 30 not classified : 0

	Drivers	Team	Car	Lap	Best Time	Gap	Diff	Kph	Day Time
1	1 R.Renauer(DEU)/T.Preining(AUT)	Precote Herberth Motorsport(DEU)	Porsche 911 GT3 R	7	1:39.749			165.0	17:13:23
2	63 M.Bortolotti(ITA)/C.Engelhart(DEU)	ORANGE1 by GRT Grasser(AUT)	LamborghiniHuracanGT3E	5	1:40.066	0.317	0.317	164.5	17:08:17
3	48 F.Vette(DEU)(J)/P.Ellis(GBR)	MANN-FILTER Team HTP(DEU)	Mercedes-AMG GT3	14	1:40.106	0.357	0.040	164.4	17:45:56
4	19 M.Beretta(ITA)(J)/M.Mapelli(ITA)	ORANGE1 by GRT Grasser(AUT)	LamborghiniHuracanGT3E	10	1:40.110	0.361	0.004	164.4	17:19:07
5	21 J.Eriksson(SWE)/D.Keilwitz(DEU)	TeamZAKSPEEDBKKMobilOilRacing	Mercedes-AMG GT3	11	1:40.110	0.361		164.4	17:45:50
6	69 L.Luhr(DEU)/M.Holzer(DEU)	Iron Force Racing	Porsche 911 GT3 R	8	1:40.138	0.389	0.028	164.4	17:14:11
7	13 D.Jahn(DEU)/S.Barth(DEU)(T)	RWT Racing(AUT)	Corvette C7 GT3-R	6	1:40.230	0.481	0.092	164.2	17:11:23
8	25 J.Schmidt(CHE)(J)/C.Haase(DEU)	BWT Mücke Motorsport(DEU)	Audi R8 LMS GT3	13	1:40.242	0.493	0.012	164.2	17:45:23
9	47 I.Dontje(NLD)/M.Götze(DEU)	MANN-FILTER Team HTP(DEU)	Mercedes-AMG GT3	14	1:40.267	0.518	0.025	164.2	17:43:50
10	17 T.Bernhard(DEU)/K.Bachler(AUT)	KÜS TEAM75 Bernhard(DEU)	Porsche 911 GT3 R	5	1:40.285	0.536	0.018	164.1	17:07:15
11	31 P.Niederhauser(CHE)/K.van der Linde(ZAF)	HCB-Rutronik-Racing	Audi R8 LMS GT3	6	1:40.304	0.555	0.019	164.1	17:09:14
12	29 M.Hofer(AUT)(J)/C.Mies(DEU)	MontaplastbyLand-Motorsport(DEU)	Audi R8 LMS GT3	14	1:40.305	0.556	0.001	164.1	17:45:37
13	82 R.Ineichen(CHE)(T)/F.Perera(FRA)	ORANGE1 by GRT Grasser(AUT)	LamborghiniHuracanGT3E	5	1:40.320	0.571	0.015	164.1	17:10:11
14	7 L.Ludwig(DEU)/S.Asch(DEU)	HB Racing(AUT)	Ferrari 488 GT3	10	1:40.466	0.717	0.146	163.9	17:17:20
15	36 M.Dienst(DEU)(J)/A.Read(AUS)(J)	Schütz Motorsport(DEU)	Mercedes-AMG GT3	5	1:40.502	0.753	0.036	163.8	17:09:19
16	3 M.Hackländer(DEU)/C.Dreyspring(DEU)(J)	Aust Motorsport(DEU)	Audi R8 LMS GT3	6	1:40.521	0.772	0.019	163.8	17:09:30
17	24 M.Ortmann(DEU)(J)/M.Winkelhock(DEU)	BWT Mücke Motorsport(DEU)	Audi R8 LMS GT3	7	1:40.538	0.789	0.017	163.7	17:10:45
18	77 M.Pommer(DEU)/M.Kirchhöfer(DEU)	Callaway Competition(DEU)	Corvette C7 GT3-R	4	1:40.615	0.866	0.077	163.6	17:08:33
19	14 N.Sylvest(DNK)(J)/J.Klingmann(DEU)	MRS GT-Racing(DEU)	BMW M6 GT3	6	1:40.668	0.919	0.053	163.5	17:12:11
20	20 K.Snoeks(NLD)/M.Wischofer(AUT)(J)	TeamZAKSPEEDBKKMobilOilRacing	Mercedes-AMG GT3	12	1:40.738	0.989	0.070	163.4	17:45:46
21	28 R.Feller(CHE)(J)/D.Vanhoor(BEL)	MontaplastbyLand-Motorsport(DEU)	Audi R8 LMS GT3	14	1:40.836	1.087	0.098	163.2	17:45:39
22	18 A.de Leener(BEL)/M.Cairol(ITA)	KÜS TEAM75 Bernhard(DEU)	Porsche 911 GT3 R	15	1:40.968	1.219	0.132	163.0	17:45:30
23	92 M.Seefried(DEU)(T)/M.Campbell(AUS)	SSR Performance(DEU)	Porsche 911 GT3 R	5	1:41.008	1.259	0.040	163.0	17:45:25
24	33 F.Salaquarda(CZE)/F.Stippler(DEU)	Team ISR(CZE)	Audi R8 LMS GT3	6	1:41.034	1.285	0.026	162.9	17:12:18
25	11 E.Erhart(DEU)/P.Kaffer(DEU)	EFP Car Collection by TECE	Audi R8 LMS GT3	13	1:41.103	1.354	0.069	162.8	17:23:09
26	26 N.Rogivue(CHE)(J)/S.Mücke(DEU)	BWT Mücke Motorsport(DEU)	Audi R8 LMS GT3	9	1:41.154	1.405	0.051	162.7	17:18:38
27	12 F.Spengler(DEU)/M.Drudi(ITA)(J)	EFP Car Collection by TECE	Audi R8 LMS GT3	16	1:41.307	1.558	0.153	162.5	17:46:00
28	8 D.Marschall(DEU)(J)/C.Schreiner(DEU)(J)	HCB-Rutronik-Racing	Audi R8 LMS GT3	14	1:41.603	1.854	0.296	162.0	17:23:19
29	71 M.Paul(DEU)(J)/W.Tregurtha(GBR)(J)	T3 Motorsport	Audi R8 LMS GT3	7	1:41.681	1.932	0.078	161.9	17:10:59
30	98 D.Griessner(AUT)/M.George(GBR)(J)	PROpeak Performance(DEU)	AstonMartinVantageAMR(7	1:42.723	2.974	1.042	160.2	17:15:22

Subject to final scrutineering!

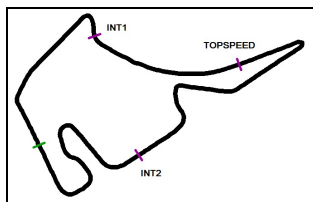
Publication time:	Clerk of the Course: Franz Josef Serr	Timekeeper: Steffen Ruhl
-------------------	---------------------------------------	--------------------------

ver: 1.0

www.adac.de/motorsport

Page 1/ 1 printed: 13.9.2019 17:48





ADAC GT Masters

Sector List Free Practice 2

Provisional



Hockenheimring, Length: 4574m

Air temperature: 24.69°C

Track temperature: 26.96°C

Weather condition: Dry

DMSB Reg. Nr.: DMSB 244/19

Friday, September 13, 2019 16:55:00

Lap	Time	SE1	SP1	SE2	SP2	SE3	SP3	TSP	Lap	Time	SE1	SP1	SE2	SP2	SE3	SP3	TSP
1 Renauer, DEU / Preining, AUT									theoretical besttime: 1:39.642								
1	3:30.123	1:44.427	131	51.013	165	54.683	54	206	7	1:39.749	21.893	158	46.175	193	31.681	201	254
2	6:32.119	5:10.716	157	47.651	147	33.752	200	244	8	1:39.916	21.885	159	46.153	192	31.878	200	254
3	1:40.733	22.186	158	46.511	187	32.036	200	254	9	1:44.363	22.049	157	46.104	192	36.210	58	254
4	1:40.534	22.021	155	46.462	192	32.051	201	254	10	25:11.186	23:51.087	154	47.533	187	32.566	198	249
5	1:39.865	21.982	159	46.230	191	31.653	201	255	11	1:41.063	22.243	159	46.769	191	32.051	200	251
6	1:40.115	22.029	159	46.222	191	31.864	200	254	12	1:40.523	22.076	158	46.544	191	31.903	201	252

3 Hackländer, DEU / Dreyspring, DEU									theoretical besttime: 1:40.521								
1	2:40.350	1:13.097	139	49.584	184	37.669	78	246	10	1:42.777	22.380	155	47.385	189	33.012	197	255
2	3:30.785	47.015	77	1:42.342	78	1:01.428	57	78	11	1:58.178	24.227	140	53.862	163	40.089	57	198
3	3:15.090	1:47.627	155	50.283	169	37.180	197	251	12	2:48.018	1:27.558	155	47.070	189	33.390	197	251
4	1:42.570	23.007	157	47.247	189	32.316	199	252	13	1:41.346	22.237	156	46.636	186	32.473	198	254
5	1:41.139	22.274	155	46.577	190	32.288	198	254	14	1:44.020	22.347	155	46.905	188	34.768	82	256
6	1:40.521	22.213	155	46.507	191	31.801	199	254	15	3:30.227	47.352	77	1:41.697	78	1:01.178	58	78
7	1:41.673	22.438	156	46.989	190	32.246	198	255	16	14:18.228	12:57.474	153	47.937	188	32.817	197	250
8	1:41.827	22.761	157	46.749	188	32.317	198	258	17	1:41.908	22.674	155	46.843	186	32.391	199	253
9	1:40.960	22.286	155	46.605	190	32.069	198	255	18	1:41.289	22.345	155	46.763	189	32.181	199	256

7 Ludwig, DEU / Asch, DEU									theoretical besttime: 1:40.111								
1	2:15.615	44.280	129	54.662	182	36.673	199	238	10	1:40.466	21.986	157	46.359	190	32.121	199	258
2	3:11.369	27.129	79	1:41.698	78	1:02.542	56	71	11	1:40.514	21.963	156	46.651	190	31.900	199	256
3	3:35.014	2:14.097	155	48.385	186	32.532	199	256	12	1:45.218	22.135	156	46.355	190	36.728	56	257
4	1:40.484	22.189	157	46.329	188	31.966	199	255	13	3:10.449	1:50.696	157	46.497	191	33.256	201	255
5	1:42.254	22.139	158	46.266	191	33.849	199	256	14	3:09.663	23.520	145	1:39.150	74	1:06.993	56	80
6	1:40.628	21.957	157	46.452	191	32.219	199	256	15	15:06.977	13:46.381	149	47.545	188	33.051	198	254
7	1:42.859	21.945	157	46.461	188	34.453	200	258	16	1:40.924	22.219	156	46.569	188	32.136	201	255
8	1:45.701	22.055	156	46.556	191	37.090	56	256	17	1:47.453	22.009	156	47.144	191	38.300	56	252
9	3:06.015	1:46.402	156	46.539	191	33.074	200	258									

8 Marschall, DEU / Schreiner, DEU									theoretical besttime: 1:41.466								
1	2:30.081	56.887	136	57.727	166	35.467	194	156	10	1:49.895	22.622	158	52.417	155	34.856	198	257
2	3:35.673	44.671	77	1:45.782	79	1:05.220	55	79	11	1:42.704	22.737	156	47.015	187	32.952	198	255
3	3:16.203	1:51.346	152	50.696	173	34.161	196	236	12	1:42.554	22.650	157	46.931	187	32.973	198	255
4	1:45.283	23.371	155	48.108	184	33.804	195	252	13	1:42.331	22.591	156	46.896	188	32.844	198	256
5	1:44.385	22.746	156	47.050	186	34.589	197	254	14	1:41.603	22.471	158	46.658	189	32.474	199	257
6	1:42.296	22.478	156	46.850	187	32.968	199	255	15	2:17.615	22.651	157	51.213	78	1:03.751	50	256
7	1:42.024	22.411	156	46.896	187	32.717	199	255	16	16:59.663	15:34.333	152	47.603	188	37.727	58	251
8	1:42.148	22.463	158	46.791	189	32.894	198	257	17	3:02.595	1:29.368	125	51.587	171	41.640	58	240
9	1:42.193	22.334	157	46.972	189	32.887	198	258									

11 Erhart, DEU / Kaffer, DEU									theoretical besttime: 1:40.951								
1	2:22.186	50.990	124	55.739	181	35.457	193	192	10	1:43.338	23.049	155	47.522	188	32.767	196	252
2	3:17.980	33.102	78	1:42.993	78	1:01.885	54	77	11	1:41.908	22.642	155	46.840	190	32.426	197	252
3	3:37.969	2:12.875	140	50.782	186	34.312	194	227	12	1:41.497	22.354	157	46.822	190	32.321	198	252
4	1:45.355	23.866	150	48.169	186	33.320	197	250	13	1:41.103	22.313	156	46.662	190	32.128	198	253
5	1:43.212	23.026	150	47.447	188	32.739	196	251	14	1:58.649	22.455	154	46.708	189	49.486	58	252
6	1:42.391	22.599	153	47.144	188	32.648	197	252	15	17:14.602	15:51.352	147	48.063	185	35.187	197	250
7	1:42.637	22.544	155	47.255	185	32.838	197	252	16	1:41.460	22.353	156	46.973	188	32.134	198	251
8	1:48.883	22.880	153	48.195	188	37.808	58	254	17	1:41.465	22.449	151	47.040	189	31.976	197	252
9	3:20.320	1:54.312	133	51.997	183	34.011	196	247									

12 Spengler, DEU / Drudi, ITA									theoretical besttime: 1:41.227								
1	2:20.934	47.347	138	58.142	171	35.445	179	172	9	1:47.204	22.791	153	47.416	185	36.997	58	252
2	3:15.429	32.196	78	1:41.237	77	1:01.996	57	78	10	3:25.219	1:58.483	140	52.026	181	34.710	195	170
3	3:39.488	2:09.693	142	54.469	170	35.326	181	201	11	1:42.823	22.914	155	47.515	185	32.394	197	251
4	1:56.424	25.019	138	56.824	175	34.581	180	161	12	1:41.400	22.319	154	46.979	186	32.102	198	252
5	1:50.703	24.800	148	51.147	181	34.756	169	232	13	2:06.970	22.349	154	46.976	189	57.645	56	252
6	2:06.270	25.629	140	55.237	129	45.404	58	207	14	17:02.512	15:41.445	153	48.184	185	32.883	198	250
7	2:47.666	1:26.942	154	47.636	186	33.088	196	250	15	1:53.293	22.369	155	47.006	190	43.918	197	252
8	1:42.706	22.662	153	47.303	185	32.741	195	252	16	1:41.307	22.399	154	46.938	188	31.970	198	251

ver: 1.0

www.adac.de/motorsport

Page 1 / 5 printed: 13.9.2019 17:48

ADAC Vorteilswelt

Audi Sport

ADAC motorsport

CAMP DAVID

DEKRA

Eibach

Nerrenausstatter.de

KÄRCHER

kfzteile24

KÜHNE+NAGEL

PIRELLI

postcon

FR RACING

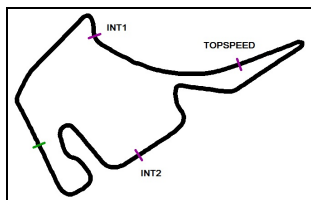
RAVENOL

SPORT Bild

WINN BUSSE

DMSB

ADAC INTERNATIONAL SERIES



ADAC GT Masters

Sector List Free Practice 2



Provisional

Hockenheimring, Length: 4574m

Air temperature: 24.69°C

Track temperature: 26.96°C

Weather condition: Dry

DMSB Reg. Nr.: DMSB 244/19

Friday, September 13, 2019 16:55:00

Lap	Time	SE1	SP1	SE2	SP2	SE3	SP3	TSP	Lap	Time	SE1	SP1	SE2	SP2	SE3	SP3	TSP
-----	------	-----	-----	-----	-----	-----	-----	-----	-----	------	-----	-----	-----	-----	-----	-----	-----

13 Jahn, DEU / Barth, DEU									theoretical besttime: 1:40.149								
1	3:35.257	1:41.799	128	52.990	183	1:00.468	59	202	9	1:41.019	22.245	157	46.582	189	32.192	200	256
2	6:05.719	4:44.770	158	47.127	189	33.822	201	258	10	1:40.692	22.078	159	46.483	187	32.131	201	256
3	1:41.452	22.592	160	46.673	188	32.187	205	254	11	1:40.782	21.994	158	46.516	187	32.272	202	255
4	1:40.443	22.019	157	46.485	188	31.939	204	262	12	1:40.990	22.224	158	46.565	186	32.201	202	255
5	1:40.281	22.107	158	46.355	189	31.819	201	255	13	1:45.427	22.189	158	46.593	187	36.645	57	256
6	1:40.230	21.980	160	46.350	187	31.900	203	255	14	18:21.675	16:57.174	158	47.241	181	37.260	58	251
7	1:44.450	22.141	160	46.424	189	35.885	59	256	15	2:46.543	1:27.404	155	46.804	188	32.335	200	257
8	2:46.242	1:27.045	156	46.885	187	32.312	201	254									

14 Sylvest, DNK / Klingmann, DEU									theoretical besttime: 1:40.552								
1	3:34.139	1:20.270	124	1:10.668	69	1:03.201	59	133	8	1:47.229	22.723	154	47.401	189	37.105	60	257
2	6:53.210	5:22.097	129	53.127	179	37.986	197	244	9	4:41.632	3:21.799	155	47.303	186	32.530	199	255
3	1:41.767	22.360	158	47.305	191	32.102	200	252	10	1:41.824	22.211	156	47.125	189	32.488	199	255
4	1:40.804	22.200	152	46.793	192	31.811	201	254	11	1:41.697	22.291	154	47.113	191	32.293	201	255
5	1:40.810	22.171	158	46.712	190	31.927	201	255	12	2:38.249	22.361	156	1:11.185	80	1:04.703	51	257
6	1:40.668	22.132	158	46.720	191	31.816	201	257	13	15:59.151	14:33.294	153	48.099	190	37.758	59	247
7	1:40.688	22.029	158	46.752	190	31.907	201	256	14	2:47.384	1:27.400	155	47.339	188	32.645	199	254

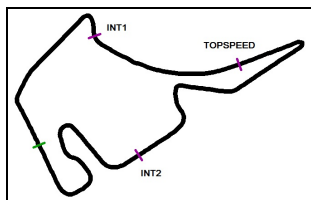
17 Bernhard, DEU / Bachler, AUT									theoretical besttime: 1:39.905								
1	1:59.572	33.751	135	52.358	187	33.463	197	176	10	2:45.170	1:26.088	157	46.808	188	32.274	198	254
2	2:39.773	23.507	159	1:16.197	80	1:00.069	58	169	11	1:40.902	22.238	157	46.529	190	32.135	200	253
3	4:14.372	2:55.188	157	46.872	188	32.312	199	249	12	1:40.898	22.301	157	46.661	190	31.936	201	252
4	1:41.150	22.104	158	47.294	191	31.752	201	251	13	1:40.612	22.209	158	46.542	190	31.861	201	254
5	1:40.285	21.940	155	46.560	192	31.785	201	252	14	2:37.266	22.220	159	1:10.159	80	1:04.887	48	255
6	1:45.166	22.061	156	46.894	190	36.211	58	253	15	15:43.644	14:20.008	156	47.275	188	36.361	58	251
7	3:34.177	2:14.469	157	46.889	190	32.819	199	256	16	2:44.725	1:25.988	158	46.561	190	32.176	200	250
8	1:40.360	22.224	158	46.213	192	31.923	199	254	17	1:40.450	22.224	159	46.466	191	31.760	202	252
9	1:44.733	21.987	158	46.474	191	36.272	57	255									

18 de Leener, BEL / Cairoli, ITA									theoretical besttime: 1:40.608								
1	3:07.240	1:26.331	119	55.207	173	45.702	58	194	9	1:41.590	22.365	156	46.896	188	32.329	199	252
2	7:32.689	6:12.446	148	47.433	187	32.810	197	247	10	1:42.084	22.508	152	46.971	187	32.605	198	252
3	1:41.804	22.395	150	46.927	190	32.482	198	250	11	1:41.685	22.324	156	47.010	189	32.351	199	251
4	1:41.356	22.280	156	46.871	189	32.205	199	252	12	1:47.241	22.438	155	47.101	189	37.702	58	250
5	1:41.039	22.168	157	46.637	190	32.234	199	251	13	19:26.652	18:04.894	157	48.231	189	33.527	198	239
6	1:41.419	22.356	150	46.822	190	32.241	199	252	14	1:41.138	22.254	154	46.687	191	32.197	200	250
7	1:41.444	22.261	157	46.813	189	32.370	199	252	15	1:40.968	22.408	153	46.757	191	31.803	201	251
8	1:41.589	22.359	154	46.834	190	32.396	200	251									

19 Beretta, ITA / Mapelli, ITA									theoretical besttime: 1:39.986								
1	2:04.065	37.128	128	51.910	160	35.027	195	215	9	1:42.752	22.591	158	47.340	190	32.821	198	253
2	2:46.978	23.549	156	1:21.646	79	1:01.783	57	61	10	1:40.110	22.066	159	46.389	191	31.655	202	254
3	4:13.318	2:52.664	153	47.369	189	33.285	197	252	11	1:43.013	21.942	156	46.429	191	34.642	199	255
4	1:41.915	22.593	147	46.924	190	32.398	198	253	12	1:41.073	22.047	157	46.575	191	32.451	196	253
5	1:40.833	22.279	157	46.484	191	32.070	198	255	13	1:41.439	22.369	159	46.709	190	32.361	201	255
6	1:42.975	22.133	159	46.559	192	34.283	200	256	14	3:12.192	30.859	82	1:40.653	80	1:00.680	54	81
7	1:45.476	22.109	158	46.562	192	36.805	57	255	15	14:56.405	13:30.638	142	48.058	185	37.709	55	248
8	4:48.276	3:21.402	131	52.933	186	33.941	196	194	16	2:45.523	1:26.063	152	46.981	189	32.479	200	252

20 Snoeks, NLD / Wishofer, AUT									theoretical besttime: 1:40.835								
1	3:10.437	1:29.164	136	56.362	183	44.911	58	183	7	1:41.449	22.262	156	46.776	190	32.411	198	255
2	6:22.204	4:52.305	156	57.171	188	32.728	196	192	8	1:48.382	22.297	156	48.778	187	37.307	58	248
3	1:49.015	22.665	155	46.942	189	39.408	198	253	9	10:05.339	8:22.924	129	52.324	179	50.091	51	232
4	1:42.679	22.506	155	47.786	189	32.387	199	252	10	17:22.102	15:57.754	144	47.841		36.507		250
5	1:41.576	22.640	156	46.724	190	32.212	200	255	11	1:40.860	22.287	153	46.715		31.858		252
6	1:41.526	22.408	154	46.931	189	32.187	200	254	12	1:40.738				193	32.273	201	254





ADAC GT Masters

Sector List Free Practice 2

Provisional



Hockenheimring, Length: 4574m

Air temperature: 24.69°C

Track temperature: 26.96°C

Weather condition: Dry

DMSB Reg. Nr.: DMSB 244/19

Friday, September 13, 2019 16:55:00

Lap	Time	SE1	SP1	SE2	SP2	SE3	SP3	TSP	Lap	Time	SE1	SP1	SE2	SP2	SE3	SP3	TSP
21	Eriksson, SWE / Keilwitz, DEU								theoretical besttime: 1:40.110								
1	2:22.801	52.921	149	54.924	162	34.956	178	198	7	1:43.109	22.267	156	46.729	190	34.113	91	252
2	3:26.737	34.755	78	1:43.388	79	1:08.594	23	78	8	3:29.508	47.164	78	1:41.479	79	1:00.865	58	79
3	11:46.263	10:24.102	151	49.048	188	33.113	195	250	9	14:31.593	13:08.799	155	48.481	186	34.313	199	250
4	1:43.247	23.190	156	47.521	188	32.536	199	251	10	1:41.063	22.389	157	46.819	189	31.855	201	252
5	1:48.565	22.605	157	46.675	188	39.285	49	254	11	1:40.110	22.196	157	46.428	191	31.486	201	254
6	6:36.943	5:15.596	137	48.860	187	32.487	197	247									

24	Ortmann, DEU / Winkelhock, DEU								theoretical besttime: 1:40.264								
1	2:00.868	32.018	129	53.562	180	35.288	193	225	10	3:02.541	1:38.414	156	46.778	188	37.349	58	254
2	2:46.070	24.442	156	1:20.620	79	1:01.008	58	86	11	2:45.856	1:26.927	155	46.855	188	32.074	199	252
3	4:08.791	2:46.807	155	47.076	171	34.908	198	250	12	1:40.966	22.210	156	46.699	188	32.057	199	252
4	1:42.986	22.503	156	46.454	190	34.029	199	252	13	1:40.585	22.100	156	46.573	190	31.912	199	254
5	1:40.564	22.169	155	46.548	189	31.847	200	252	14	2:17.666	22.134	156	54.638	79	1:00.894	58	254
6	1:45.281	22.123	155	48.974	110	34.184	198	255	15	16:22.145	15:01.738	153	47.328	188	33.079	199	249
7	1:40.538	22.091	156	46.599	189	31.848	199	254	16	1:42.750	22.204	155	47.266	186	33.280	198	252
8	1:42.410	21.963	154	47.991	190	32.456	198	247	17	1:41.249	22.110	154	46.899	187	32.240	198	254
9	1:46.136	22.111	155	46.677	188	37.348	58	254									

25	Schmidt, CHE / Haase, DEU								theoretical besttime: 1:40.237								
1	9:42.870	8:18.859	144	50.085	184	33.926	195	227	8	1:47.065	23.277	156	49.506	185	34.282	194	246
2	1:49.198	22.903	156	48.082	187	38.213	58	253	9	1:48.599	22.541	156	48.226	132	37.832	197	249
3	2:51.177	1:27.273	155	46.833	187	37.071	57	253	10	1:51.881	22.231	156	46.407	191	43.243	56	254
4	2:51.084	1:27.535	155	47.579	170	35.970	195	252	11	17:13.628	15:53.432	154	47.242	176	32.954	199	246
5	1:41.665	22.574	155	46.771	188	32.320	199	255	12	1:40.664	21.979	156	46.724	188	31.961	199	252
6	1:46.000	22.234	155	46.802	187	36.964	58	257	13	1:40.242	21.984	157	46.372	189	31.886	198	254
7	3:39.013	2:12.501	138	51.916	182	34.596	193	192									

26	Rogivue, CHE / Mücke, DEU								theoretical besttime: 1:41.042								
1	2:01.470	32.711	137	53.473	159	35.286	193	189	8	1:41.560	22.361	156	46.962	188	32.237	198	254
2	2:47.183	24.488	157	1:21.488	79	1:01.207	58	69	9	1:41.154	22.256	157	46.722	189	32.176	198	254
3	4:56.197	3:24.536	156	50.120	184	41.541	58	219	10	1:46.538	22.355	154	46.947	191	37.236	56	254
4	5:22.508	3:58.963	154	49.850	187	33.695	196	250	11	2:51.423	1:27.322	156	46.846	190	37.255	58	256
5	1:42.742	23.052	156	47.157	190	32.533	197	253	12	18:49.856	17:29.249	154	47.709	188	32.898	198	251
6	1:43.461	22.475	158	47.808	189	33.178	198	254	13	1:41.905	22.323	156	47.086	190	32.496	198	254
7	1:41.442	22.334	158	46.716	189	32.392	198	255	14	1:41.280	22.150	155	46.838	188	32.292	200	255

28	Feller, CHE / Vanthoor, BEL								theoretical besttime: 1:40.696								
1	2:55.513	1:16.290	135	56.650	175	42.573	58	167	8	2:50.506	1:28.938	152	48.936	188	32.632	198	256
2	6:10.212	4:43.306	156	50.973	144	35.933	193	208	9	1:46.228	22.411	155	47.022	187	36.795	57	257
3	1:50.515	24.132	157	50.045	124	36.338	195	215	10	2:57.967	1:38.466	156	47.029	186	32.472	199	256
4	1:44.922	22.948	154	47.745	188	34.229	200	250	11	1:46.230	22.336	156	47.203	188	36.691	58	256
5	1:41.353	22.217	155	46.914	188	32.222	199	256	12	18:43.557	17:22.559	144	47.881	186	33.117	199	251
6	1:56.045	24.499	142	51.070	135	40.476	59	200	13	1:43.797	22.171	156	46.871	188	34.755	199	255
7	2:51.105	1:26.745	156	47.040	189	37.320	59	256	14	1:40.836	21.894	153	47.011	186	31.931	201	255

29	Hofer, AUT / Mies, DEU								theoretical besttime: 1:40.257								
1	2:03.259	36.463	128	51.527	183	35.269	197	223	8	5:49.519	4:29.144	153	47.033	175	33.342	199	254
2	2:46.491	23.440	158	1:21.635	77	1:01.416	59	62	9	1:40.874	22.171	152	46.842	189	31.861	200	252
3	7:21.398	6:00.999	149	47.965	183	32.434	198	248	10	1:40.585	21.948	154	46.672	189	31.965	201	254
4	1:40.764	22.092	152	46.739	189	31.933	200	252	11	1:59.472	22.239	154	46.938	188	50.295	57	255
5	1:40.517	21.990	154	46.715	190	31.812	201	253	12	17:06.580	15:44.593	152	48.107	185	33.880	198	249
6	1:40.925	21.914	155	46.666	189	32.345	200	254	13	1:40.945	22.169	157	46.724	189	32.052	199	254
7	1:45.036	21.989	150	47.064	188	35.983	57	254	14	1:40.305	21.962	156	46.555	189	31.788	200	255



ADAC GT Masters

Sector List Free Practice 2

Provisional



Hockenheimring, Length: 4574m

Air temperature: 24.69°C

Track temperature: 26.96°C

Weather condition: Dry

DMSB Reg. Nr.: DMSB 244/19

Friday, September 13, 2019 16:55:00

Lap	Time	SE1	SP1	SE2	SP2	SE3	SP3	TSP	Lap	Time	SE1	SP1	SE2	SP2	SE3	SP3	TSP
31 Niederhauser, CHE / van der Linde, ZAF									theoretical besttime: 1:40.081								
1	2:13.227	52.612	150	48.000	187	32.615	196	250	9	1:40.595	22.226	155	46.380	190	31.989	200	255
2	3:08.059	22.506	155	1:42.432	77	1:03.121	54	76	10	1:40.482	22.002	155	46.433	190	32.047	199	257
3	3:50.649	2:24.991	155	46.828	188	38.830	198	250	11	1:45.641	22.206	155	46.414	189	37.021	58	255
4	1:40.875	22.136	154	46.635	190	32.104	200	253	12	8:13.594	5:27.756	121	1:39.749	77	1:06.089	58	77
5	1:40.403	22.260	156	46.310	189	31.833	199	255	13	15:37.110	14:06.099	151	49.848	186	41.163	195	236
6	1:40.304	22.066	154	46.371	191	31.867	201	254	14	1:42.052	22.695	151	46.849	188	32.508	198	252
7	1:45.506	22.044	153	46.356	191	37.106	57	254	15	1:41.044	22.720	153	46.555	190	31.769	201	253
8	2:45.372	1:26.653	155	46.491	188	32.228	198	254									

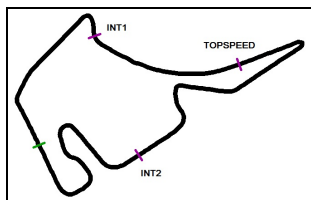
Lap	Time	SE1	SP1	SE2	SP2	SE3	SP3	TSP	Lap	Time	SE1	SP1	SE2	SP2	SE3	SP3	TSP
33 Salaquarda, CZE / Stippler, DEU									theoretical besttime: 1:40.974								
1	4:24.296	2:12.061	142	1:11.075	77	1:01.160	57	250	6	1:41.034	22.240	156	46.580	189	32.214	199	257
2	6:08.294	4:43.051	154	48.266	172	36.977	199	253	7	1:49.430	22.212	154	46.870	188	40.348	58	257
3	1:41.762	22.505	156	46.663	189	32.594	198	256	8	2:56.314	1:30.618	154	47.259	188	38.437	58	256
4	1:41.730	22.438	154	46.957	188	32.335	200	255	9	2:56.167	1:28.717	150	48.013	187	39.437	52	255
5	1:41.209	22.297	155	46.730	188	32.182	201	255									

Lap	Time	SE1	SP1	SE2	SP2	SE3	SP3	TSP	Lap	Time	SE1	SP1	SE2	SP2	SE3	SP3	TSP
36 Dienst, DEU / Read, AUS									theoretical besttime: 1:40.241								
1	2:45.941	1:14.101	135	49.873	173	41.967	56	232	9	1:41.451	22.383	156	46.568	190	32.500	199	255
2	6:27.778	5:01.816	155	47.303	190	38.659	200	252	10	1:41.160	22.268	158	46.598	189	32.294	199	255
3	1:40.750	22.325	156	46.578	192	31.847	201	254	11	1:46.598	22.400	158	46.649	189	37.549	56	254
4	1:43.922	22.008	151	46.664	192	35.250	200	254	12	3:32.046	2:12.441	156	47.088	190	32.517	199	254
5	1:40.502	22.094	154	46.485	191	31.923	201	255	13	3:15.378	32.395	79	1:39.697	77	1:03.286	40	80
6	1:44.968	22.037	157	46.386	190	36.545	58	256	14	15:08.994	13:45.064	154	49.557	188	34.373	199	251
7	2:46.782	1:27.126	156	46.917	190	32.739	199	254	15	1:41.618	22.359	155	46.950	189	32.309	200	253
8	1:41.654	22.417	158	46.620	190	32.617	198	255	16	1:49.296	22.556	158	53.466	189	33.274	199	251

Lap	Time	SE1	SP1	SE2	SP2	SE3	SP3	TSP	Lap	Time	SE1	SP1	SE2	SP2	SE3	SP3	TSP
47 Dontje, NLD / Götzt, DEU									theoretical besttime: 1:40.218								
1	2:37.735	1:10.168	137	49.657	184	37.910	59	247	9	1:43.810	22.844	158	47.448	189	33.518	198	255
2	6:49.314	5:23.363	151	48.354	182	37.597	60	251	10	1:41.205	22.383	158	46.540	189	32.282	201	254
3	2:50.941	1:27.418	153	50.435	188	33.088	196	241	11	1:43.343	22.095	158	46.406	190	34.842	80	256
4	1:41.955	22.593	155	47.014	188	32.348	198	252	12	3:29.917	46.279	80	1:41.445	77	1:02.193	58	78
5	1:41.085	22.342	156	46.662	189	32.081	200	255	13	14:09.314	12:50.143	150	47.166	190	32.005	200	251
6	1:41.227	22.474	156	46.587	190	32.166	199	254	14	1:40.267	22.094	156	46.455	192	31.718	201	255
7	1:46.332	22.522	157	46.679	190	37.131	59	255	15	1:46.124	22.169	156	46.523	192	37.432	59	257
8	5:14.046	3:50.571	141	49.718	180	33.757	198	226									

Lap	Time	SE1	SP1	SE2	SP2	SE3	SP3	TSP	Lap	Time	SE1	SP1	SE2	SP2	SE3	SP3	TSP
48 Vettel, DEU / Ellis, GBR									theoretical besttime: 1:40.106								
1	2:13.503	36.912	113	1:00.240	178	36.351	173	194	8	1:41.714	22.309	157	47.069	186	32.336	199	255
2	3:12.065	27.089	89	1:43.047	76	1:01.929	58	76	9	1:45.866	22.354	153	46.817	188	36.695	58	255
3	5:36.996	4:01.219	135	57.741	169	38.036	152	190	10	4:46.390	3:17.226	134	55.628	185	33.536	198	204
4	1:54.295	25.725	155	53.725	188	34.845	194	198	11	2:38.117	23.054	154	1:10.504	79	1:04.559	58	251
5	1:48.660	23.297	154	47.672	183	37.691	58	251	12	16:16.323	14:43.916	130	55.319	173	37.088	197	160
6	2:52.744	1:28.470	158	47.139	182	37.135	59	254	13	1:40.904	22.283	157	46.592	191	32.029	202	253
7	2:48.807	1:29.556	156	46.843	191	32.408	199	254	14	1:40.106	22.103	159	46.250	191	31.753	202	254

Lap	Time	SE1	SP1	SE2	SP2	SE3	SP3	TSP	Lap	Time	SE1	SP1	SE2	SP2	SE3	SP3	TSP
63 Bortolotti, ITA / Engelhart, DEU									theoretical besttime: 1:40.066								
1	2:04.837	41.203	142	50.696	185	32.938	197	244	9	1:40.991	22.135	157	46.545	191	32.311	199	254
2	2:47.347	23.192	159	1:22.208	80	1:01.947	57	55	10	1:40.878	22.084	158	46.538	189	32.256	199	257
3	5:03.771	3:43.915	156	47.381	187	32.475	198	252	11	1:41.205	22.224	157	46.651	190	32.330	200	255
4	1:40.662	22.196	157	46.397	192	32.069	198	254	12	1:41.253	22.191	158	46.627	190	32.435	199	256
5	1:40.066	21.955	159	46.243	192	31.868	200	254	13	1:46.053	22.287	158	46.656	190	37.110	56	255
6	1:40.731	22.001	158	46.647	190	32.083	200	255	14	19:15.817	17:51.356	155	47.276	188	37.185	57	254
7	1:44.424	22.028	157	46.503	190	35.893	57	255	15	2:50.935	1:27.180	157	46.809	188	36.946	57	254
8	2:47.926	1:26.815	156	46.952	190	34.159	198	255									



ADAC GT Masters

Sector List Free Practice 2

Provisional



Hockenheimring, Length: 4574m

Air temperature: 24.69°C

Track temperature: 26.96°C

Weather condition: Dry

DMSB Reg. Nr.: DMSB 244/19

Friday, September 13, 2019 16:55:00

Lap	Time	SE1	SP1	SE2	SP2	SE3	SP3	TSP	Lap	Time	SE1	SP1	SE2	SP2	SE3	SP3	TSP
69	Luhr, DEU / Holzer, DEU								theoretical besttime: 1:40.133								
1	2:17.909	45.860	126	55.884	181	36.165	197	224	9	1:44.893	22.014	158	46.438	193	36.441	56	252
2	3:15.336	26.649	74	1:45.757	74	1:02.930	58	72	10	5:13.993	3:54.880	157	46.761	189	32.352	198	251
3	3:45.983	2:20.583	154	50.804	186	34.596	196	224	11	1:41.149	22.415	158	46.768	191	31.966	200	252
4	1:50.825	23.607	152	48.756	184	38.462	57	251	12	1:44.989	22.242	158	46.701	191	36.046	80	253
5	2:57.120	1:25.974	138	52.485	110	38.661	197	234	13	3:28.367	45.813	79	1:40.126	80	1:02.428	53	80
6	1:42.756	22.636	158	47.028	188	33.092	199	251	14	14:21.937	12:59.747	152	49.527	186	32.663	200	248
7	1:40.702	22.209	159	46.490	191	32.003	200	252	15	1:45.593	22.418	158	50.747	188	32.428	199	252
8	1:40.138	22.019	159	46.382	192	31.737	201	252	16	1:41.033	22.277	158	46.719	189	32.037	200	252

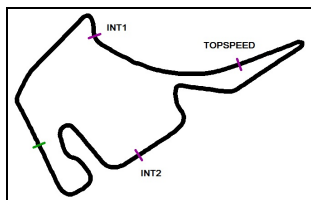
71	Paul, DEU / Tregurtha, GBR								theoretical besttime: 1:41.364								
1	2:05.980	42.183	134	50.548	186	33.249	195	243	7	1:41.681	22.491	156	46.841	189	32.349	198	254
2	2:48.092	23.031	156	1:23.392	85	1:01.669	59	44	8	1:42.088	22.442	156	47.344	189	32.302	198	254
3	4:11.073	2:46.013	156	50.208	185	34.852	194	244	9	1:47.298	22.529	155	47.500	188	37.269	59	254
4	1:47.293	25.546	154	49.246	188	32.501	197	180	10	2:49.703	1:28.796	136	48.294	185	32.613	198	248
5	1:42.296	22.396	155	47.563	188	32.337	198	243	11	1:45.046	22.221	150	50.372	187	32.453	198	224
6	1:42.495	22.467	148	47.376	190	32.652	198	254	12	2:09.117	22.495	153	47.023	189	59.599	58	253

77	Pommer, DEU / Kirchhöfer, DEU								theoretical besttime: 1:40.441								
1	4:04.921	1:56.869	127	1:05.916	78	1:02.136	58	219	8	4:29.332	3:04.998	161	49.507	155	34.827	201	258
2	6:06.201	4:43.770	151	48.594	183	33.837	200	242	9	1:41.537	22.106	159	46.595	190	32.836	201	256
3	1:41.545	22.471	160	46.720	189	32.354	201	254	10	1:40.918	22.236	158	46.553	191	32.129	202	255
4	1:40.615	22.016	159	46.546	189	32.053	201	255	11	1:40.856	22.098	159	46.442	191	32.316	197	258
5	1:40.772	22.242	159	46.403	192	32.127	202	255	12	2:05.785	22.173	161	46.463	191	57.149	58	257
6	1:40.634	22.005	160	46.383	190	32.246	200	255	13	18:07.617	16:48.565	160	46.816	186	32.236	201	251
7	1:45.559	22.072	160	46.464	190	37.023	59	256	14	1:41.116	22.253	156	46.646	190	32.217	202	255

82	Ineichen, CHE / Perera, FRA								theoretical besttime: 1:40.253								
1	3:52.442	1:53.634	139	51.421	154	1:07.387	57	227	9	4:08.754	2:43.521	151	47.167	182	38.066	200	254
2	6:13.202	4:50.095	154	49.424	155	33.683	198	242	10	1:41.378	22.513	157	46.582	190	32.283	201	255
3	1:43.356	22.787	158	47.425	188	33.144	199	254	11	1:40.875	22.231	157	46.492	191	32.152	200	257
4	1:41.279	22.430	158	46.676	188	32.173	199	254	12	1:44.319	22.447	157	46.556	189	35.316	71	257
5	1:40.320	22.089	160	46.244	191	31.987	201	255	13	3:28.942	46.277	80	1:40.618	80	1:02.047	56	80
6	1:40.363	22.053	159	46.354	193	31.956	201	258	14	14:27.181	12:57.100	135	55.943	176	34.138	195	199
7	1:41.885	22.257	160	46.910	189	32.718	199	258	15	1:45.300	23.137	154	48.687	186	33.476	196	246
8	1:45.822	22.216	159	46.551	191	37.055	57	256	16	1:55.580	24.369	154	52.817	121	38.394	199	247

92	Seefried, DEU / Campbell, AUS								theoretical besttime: 1:41.008								
1	27:48.792	26:20.788	145	49.849	187	38.155	197	246	4	1:43.653	22.342	156	49.090	190	32.221	198	235
2	1:52.726	24.954	154	46.981	190	40.791	58	251	5	1:41.008	22.298	154	46.715	190	31.995	199	252
3	17:18.837	15:59.237	157	47.327	187	32.273	200	247									

98	Griessner, AUT / George, GBR								theoretical besttime: 1:42.548								
1	2:43.239	1:15.513	137	52.780	182	34.946	113	226	7	1:42.723	22.766	152	47.380	189	32.577	197	254
2	3:30.886	46.249	78	1:42.540	77	1:02.097	57	78	8	1:53.464	23.010	154	51.310	174	39.144	59	255
3	3:43.237	2:19.364	151	49.871	144	34.002	196	225	9	3:08.188	1:36.374	140	56.815	161	34.999	187	192
4	1:55.635	23.463	153	49.560	159	42.612	58	192	10	1:47.143	25.126	151	48.601	183	33.416	194	229
5	5:03.428	3:35.810	153	52.467	164	35.151	194	199	11	1:43.170	22.928	156	47.840	187	32.402	199	243
6	1:42.907	22.890	152	47.387	189	32.630	198	253									



ADAC GT Masters

Top speed list Free Practice 2



Provisional

DMSB Reg. Nr.: DMSB 244/19

Friday, September 13, 2019 16:55:00

Hockenheimring, Length: 4574m

Air temperature: 24.69°C

Track temperature: 26.96°C

Weather condition: Dry

#	Name (NAT)	Team	Car name	Speed	Lap	Race time
13	David Jahn (DEU)	RWT Racing (AUT)	Corvette C7 GT3-R	262.13	4	11:57.281
3	Christopher Dreyspring (DEU)	Aust Motorsport (DEU)	Audi R8 LMS GT3	258.99	8	16:47.841
77	Markus Pommer (DEU)	Callaway Competition (DEU)	Corvette C7 GT3-R	258.99	8	21:57.999
7	Luca Ludwig (DEU)	HB Racing (AUT)	Ferrari 488 GT3	258.37	7	14:40.188
82	Franck Perera (FRA)	ORANGE1 by GRT Grasser (AUT)	Lamborghini Huracan GT3 EVO	258.37	6	15:45.516
8	Carrie Schreiner (DEU)	HCB-Rutronik-Racing	Audi R8 LMS GT3	258.37	9	18:33.355
33	Filip Salaquarda (CZE)	Team ISR (CZE)	Audi R8 LMS GT3	257.75	6	16:12.488
14	Jens Klingmann (DEU)	MRS GT-Racing (DEU)	BMW M6 GT3	257.75	8	19:27.788
25	Jeffrey Schmidt (CHE)	BWT Mücke Motorsport (DEU)	Audi R8 LMS GT3	257.75	6	19:31.284
47	Maximilian Götz (DEU)	MANN-FILTER Team HTP (DEU)	Mercedes-AMG GT3	257.75	15	49:25.542
31	Patric Niederhauser (CHE)	HCB-Rutronik-Racing	Audi R8 LMS GT3	257.14	10	20:59.989
63	Christian Engelhart (DEU)	ORANGE1 by GRT Grasser (AUT)	Lamborghini Huracan GT3 EVO	257.14	10	21:45.791
28	Ricardo Feller (CHE)	Montaplast by Land-Motorsport (DEU)	Audi R8 LMS GT3	257.14	9	22:35.594
19	Michele Beretta (ITA)	ORANGE1 by GRT Grasser (AUT)	Lamborghini Huracan GT3 EVO	256.53	6	13:02.166
36	Marvin Dienst (DEU)	Schütz Motorsport (DEU)	Mercedes-AMG GT3	256.53	6	14:53.882
17	Klaus Bachler (AUT)	KÜS TEAM75 Bernhard (DEU)	Porsche 911 GT3 R	256.53	7	16:27.781
26	Nikolaj Rogivue (CHE)	BWT Mücke Motorsport (DEU)	Audi R8 LMS GT3	256.53	11	27:04.563
20	Mick Wishofer (AUT)	Team ZAKSPEED BKK Mobil Oil Racing (DEU)	Mercedes-AMG GT3	255.92	5	13:39.948
48	Philip Ellis (GBR)	MANN-FILTER Team HTP (DEU)	Mercedes-AMG GT3	255.92	8	21:02.338
29	Max Hofer (AUT)	Montaplast by Land-Motorsport (DEU)	Audi R8 LMS GT3	255.92	11	28:44.656
24	Mike David Ortmann (DEU)	BWT Mücke Motorsport (DEU)	Audi R8 LMS GT3	255.31	6	12:54.454
1	Thomas Preining (AUT)	Precote Herberth Motorsport (DEU)	Porsche 911 GT3 R	255.31	5	13:58.417
98	David Griessner (AUT)	PROpeak Performance (DEU)	Aston Martin Vantage AMR GT3	255.31	8	20:58.120
11	Elia Erhart (DEU)	EFP Car Collection by TECE	Audi R8 LMS GT3	254.71	8	16:47.771
71	William Tregurtha (GBR)	T3 Motorsport	Audi R8 LMS GT3	254.71	9	18:16.593
21	Jimmy Eriksson (SWE)	Team ZAKSPEED BKK Mobil Oil Racing (DEU)	Mercedes-AMG GT3	254.11	5	19:54.676
69	Lucas Luhr (DEU)	Iron Force Racing	Porsche 911 GT3 R	253.52	12	28:26.072
18	Adrien de Leener (BEL)	KÜS TEAM75 Bernhard (DEU)	Porsche 911 GT3 R	252.92	7	18:00.847
12	Florian Spengler (DEU)	EFP Car Collection by TECE	Audi R8 LMS GT3	252.92	9	20:15.590
92	Matt Campbell (AUS)	SSR Performance (DEU)	Porsche 911 GT3 R	252.33	5	49:19.405