



# ADAC GT4 Germany

## Result List Free Practice 2

Provisional



Hockenheimring, Length: 4574m

Air temperature: 28.54°C

Track temperature: 33.46°C

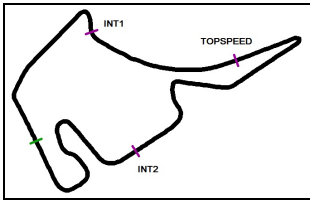
Weather condition: Dry

**DMSB** Reg. Nr.: DMSB 245/19

Friday, September 13, 2019 14:45:00

started : 26      classified : 26      not classified : 0

Nr.	Drivers	Team	Lap	Best Time	Gap	Diff	Kph	Day Time
Cl.	Car	Competitor						
1	17 H.Hadegasser(DEU)/H.Still(DEU) T Porsche Cayman GT4	<b>KÜS TEAM75 Bernhard(DEU)</b> KÜS TEAM75 Bernhard	4	<b>1:49.048</b>			151.0	14:52:32
2	77 <b>L.Wankmüller(DEU)</b> /T.Heinemann(DEU) J Mercedes-AMG GT4	<b>HP Racing International(DEU)</b> HP Racing International	3	<b>1:49.148</b>	0.100	0.100	150.8	14:52:14
3	36 M.Suabo(DEU)/ <b>M.Dienst(DEU)</b> T Mercedes-AMG GT4	<b>Schütz Motorsport(DEU)</b> Schütz Motorsport	7	<b>1:49.178</b>	0.130	0.030	150.8	15:00:54
4	22 J.Kasperlik(DEU)/ <b>L.Kern(DEU)</b> T Porsche Cayman GT4	<b>Team Allied-Racing(DEU)</b> Team Allied-Racing	8	<b>1:49.217</b>	0.169	0.039	150.7	15:02:31
5	11 <b>J.Springob(DEU)</b> /O.Mayer(DEU) J Mercedes-AMG GT4	<b>Bremotion(DEU)</b> Bremotion	18	<b>1:49.392</b>	0.344	0.175	150.5	15:27:30
6	5 <b>N.Rindlisbacher(CHE)</b> /P.Stalidzane(DEU) J Audi R8 LMS GT4	<b>Racing One(DEU)</b> Racing One	3	<b>1:49.467</b>	0.419	0.075	150.4	14:51:42
7	6 <b>M.Lungstrass(DEU)</b> /M.Beckhusen(DEU) J Audi R8 LMS GT4	<b>Racing One(DEU)</b> Racing One	9	<b>1:49.634</b>	0.586	0.167	150.1	15:07:13
8	15 F.Kovac(CRO)/ <b>T.Tekaat(DEU)</b> T BMW M4 GT4	<b>MRS Besagroup Racing(DEU)</b> MRS Besagroup Racing	14	<b>1:50.088</b>	1.040	0.454	149.5	15:20:12
9	99 <b>H.Owega(DEU)</b> /J.Owega(DEU) J Mercedes-AMG GT4	<b>GetSpeed Performance(DEU)</b> GetSpeed Performance	3	<b>1:50.148</b>	1.100	0.060	149.4	14:50:40
10	21 T.Kieffer(LUX)/ <b>C.Schöll(AUT)</b> T Porsche Cayman GT4	<b>Team Allied-Racing(DEU)</b> Team Allied-Racing	4	<b>1:50.166</b>	1.118	0.018	149.4	14:53:17
11	8 <b>M.Ehret(DEU)</b> /T.Dauenhauer(DEU) BMW M4 GT4	<b>Hofor Racing by Bonk Motorsport(CHE)</b> Hofor Racing by Bonk Motorsport	7	<b>1:50.176</b>	1.128	0.010	149.4	15:01:56
12	23 L.Kraihamer(AUT)/ <b>R.Kofler(AUT)</b> KTM X-Bow GT4	<b>True Racing(AUT)</b> True Racing	24	<b>1:50.277</b>	1.229	0.101	149.3	15:33:34
13	48 L.Trefz(DEU)/ <b>M.Haber(AUS)</b> J Mercedes-AMG GT4	<b>Leipert Motorsport(DEU)</b> Leipert Motorsport	24	<b>1:50.298</b>	1.250	0.021	149.2	15:35:37
14	24 <b>M.Siljehaug(NOR)</b> /E.Angermayr(AUT) J KTM X-Bow GT4	<b>Felbermayr Reiter(DEU)</b> Felbermayr Reiter	7	<b>1:50.359</b>	1.311	0.061	149.2	15:02:21
15	3 C.Hürtgen(DEU)/ <b>M.Fischer(AUT)</b> BMW M4 GT4	<b>Hofor Racing by Bonk Motorsport(CHE)</b> Hofor Racing by Bonk Motorsport	13	<b>1:50.453</b>	1.405	0.094	149.0	15:24:23
16	94 F.von der Laden(DEU)/ <b>A.Valente(CHE)</b> McLaren 570s GT4	<b>Team GT(DEU)</b> Team GT	5	<b>1:50.622</b>	1.574	0.169	148.8	14:55:17
17	18 <b>A.Mies(DEU)</b> /M.Ortmann(DEU) J Aston Martin Vantage AMR GT4	<b>PROpeak Performance(DEU)</b> PROpeak Performance	4	<b>1:50.637</b>	1.589	0.015	148.8	14:53:30
18	59 <b>F.Martin-Dye(GBR)</b> /C.Jöns(DEU) McLaren 570s GT4	<b>Dörr Motorsport(DEU)</b> Dörr Motorsport	18	<b>1:51.107</b>	2.059	0.470	148.2	15:29:41
19	19 C.Konnerth(DEU)/ <b>Y.Fübrich(DEU)</b> T Aston Martin Vantage AMR GT4	<b>PROpeak Performance(DEU)</b> PROpeak Performance	6	<b>1:51.184</b>	2.136	0.077	148.1	14:56:38
20	69 <b>P.Dörr(DEU)</b> /D.Trebing(USA) J McLaren 570s GT4	<b>Dörr Motorsport(DEU)</b> Dörr Motorsport	5	<b>1:51.347</b>	2.299	0.163	147.8	14:55:53
21	14 <b>S.Grotstollen(DEU)</b> /G.Braun(DEU) T BMW M4 GT4	<b>MRS Besagroup Racing(DEU)</b> MRS Besagroup Racing	20	<b>1:51.386</b>	2.338	0.039	147.8	15:31:41
22	7 M.Zug(DEU)/ <b>G.Piana(ITA)</b> J BMW M4 GT4	<b>RN Vision STS(DEU)</b> RN Vision STS	5	<b>1:51.510</b>	2.462	0.124	147.6	14:54:41
23	66 F.Dziwok(POL)/ <b>S.Halek(AUT)</b> T Porsche Cayman GT4	<b>HP Racing International(DEU)</b> HP Racing International	16	<b>1:51.670</b>	2.622	0.160	147.4	15:19:59
24	33 <b>M.Benyahia(MAR)</b> /C.Fagg(GBR) J McLaren 570s GT4	<b>Team GT(DEU)</b> Team GT	4	<b>1:52.070</b>	3.022	0.400	146.9	14:53:04
25	55 <b>B.Laber(DEU)</b> /C.Danner(DEU) T McLaren 570s GT4	<b>Team GT(DEU)</b> Team GT	14	<b>1:52.991</b>	3.943	0.921	145.7	15:20:37
26	2 <b>M.Schrey(DEU)</b> /T.Jäger(AUT) BMW M4 GT4	<b>Hofor Racing by Bonk Motorsport(CHE)</b> Hofor Racing by Bonk Motorsport	2	<b>1:53.073</b>	4.025	0.082	145.6	14:49:15



# ADAC GT4 Germany

## Result List Free Practice 2

Provisional



**DMSB** Reg. Nr.: DMSB 245/19

Friday, September 13, 2019 14:45:00

Hockenheimring, Length: 4574m

Air temperature: 28.54°C

Track temperature: 33.46°C

Weather condition: Dry

started : 26      classified : 26      not classified : 0

Nr. Drivers	Team	Lap	Best Time	Gap	Diff	Kph	Day Time
Cl. Car	Competitor						

**Subject to final scrutineering!**

Publication time:	Clerk of the Course: Franz Josef Serr	Timekeeper: Steffen Ruhl
-------------------	---------------------------------------	--------------------------

ver: 1.0

[www.adac.de/motorsport](http://www.adac.de/motorsport)

Page 2/ 2 printed: 13.9.2019 15:40





# ADAC GT4 Germany

## Class Result List Free Practice 2



Provisional

**DMSB** Reg. Nr.: DMSB 245/19

Friday, September 13, 2019 14:45:00

Hockenheimring, Length: 4574m

Air temperature: 28.54°C

Track temperature: 33.46°C

Weather condition: Dry

started : 26      classified : 26      not classified : 0

Nr.	Drivers Car	Team Competitor	Lap	Best Time	Gap	Diff	Kph	Day Time
-----	----------------	--------------------	-----	-----------	-----	------	-----	----------

### CLASS: Junior

Started: 11      Classified: 11      Not Classified: 0

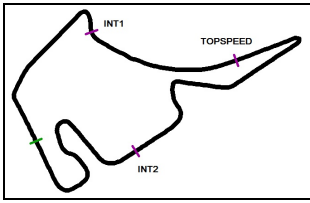
1	77 <b>L.Wankmüller(DEU)</b> /T.Heinemann(DEU) Mercedes-AMG GT4	<b>HP Racing International(DEU)</b> HP Racing International	3	<b>1:49.148</b>			150.8	14:52:14
2	11 <b>J.Springob(DEU)</b> /O.Mayer(DEU) Mercedes-AMG GT4	<b>Bremotion(DEU)</b> Bremotion	18	<b>1:49.392</b>	0.244	0.244	150.5	15:27:30
3	5 <b>N.Rindlisbacher(CHE)</b> /P.Stalidzane(DEU) Audi R8 LMS GT4	<b>Racing One(DEU)</b> Racing One	3	<b>1:49.467</b>	0.319	0.075	150.4	14:51:42
4	6 <b>M.Lungstrass(DEU)</b> /M.Beckhusen(DEU) Audi R8 LMS GT4	<b>Racing One(DEU)</b> Racing One	9	<b>1:49.634</b>	0.486	0.167	150.1	15:07:13
5	99 <b>H.Owega(DEU)</b> /J.Owega(DEU) Mercedes-AMG GT4	<b>GetSpeed Performance(DEU)</b> GetSpeed Performance	3	<b>1:50.148</b>	1.000	0.514	149.4	14:50:40
6	48 <b>L.Trefz(DEU)</b> /M.Haber(AUS) Mercedes-AMG GT4	<b>Leipert Motorsport(DEU)</b> Leipert Motorsport	24	<b>1:50.298</b>	1.150	0.150	149.2	15:35:37
7	24 <b>M.Siljehaug(NOR)</b> /E.Angermayr(AUT) KTM X-Bow GT4	<b>Felbermayr Reiter(DEU)</b> Felbermayr Reiter	7	<b>1:50.359</b>	1.211	0.061	149.2	15:02:21
8	18 <b>A.Mies(DEU)</b> /M.Ortmann(DEU) Aston Martin Vantage AMR GT4	<b>PROpeak Performance(DEU)</b> PROpeak Performance	4	<b>1:50.637</b>	1.489	0.278	148.8	14:53:30
9	69 <b>P.Dörr(DEU)</b> /D.Trebing(USA) McLaren 570s GT4	<b>Dörr Motorsport(DEU)</b> Dörr Motorsport	5	<b>1:51.347</b>	2.199	0.710	147.8	14:55:53
10	7 <b>M.Zug(DEU)</b> /G.Piana(ITA) BMW M4 GT4	<b>RN Vision STS(DEU)</b> RN Vision STS	5	<b>1:51.510</b>	2.362	0.163	147.6	14:54:41
11	33 <b>M.Benyahia(MAR)</b> /C.Fagg(GBR) McLaren 570s GT4	<b>Team GT(DEU)</b> Team GT	4	<b>1:52.070</b>	2.922	0.560	146.9	14:53:04

### CLASS: Trophy

Started: 11      Classified: 11      Not Classified: 0

1	17 <b>H.Hadergasser(DEU)</b> /H.Still(DEU) Porsche Cayman GT4	<b>KÜS TEAM75 Bernhard(DEU)</b> KÜS TEAM75 Bernhard	4	<b>1:49.048</b>			151.0	14:52:32
2	36 <b>M.Suabo(DEU)</b> /M.Dienst(DEU) Mercedes-AMG GT4	<b>Schütz Motorsport(DEU)</b> Schütz Motorsport	7	<b>1:49.178</b>	0.130	0.130	150.8	15:00:54
3	22 <b>J.Kasperlik(DEU)</b> /L.Kern(DEU) Porsche Cayman GT4	<b>Team Allied-Racing(DEU)</b> Team Allied-Racing	8	<b>1:49.217</b>	0.169	0.039	150.7	15:02:31
4	11 <b>J.Springob(DEU)</b> /O.Mayer(DEU) Mercedes-AMG GT4	<b>Bremotion(DEU)</b> Bremotion	18	<b>1:49.392</b>	0.344	0.175	150.5	15:27:30
5	6 <b>M.Lungstrass(DEU)</b> /M.Beckhusen(DEU) Audi R8 LMS GT4	<b>Racing One(DEU)</b> Racing One	9	<b>1:49.634</b>	0.586	0.242	150.1	15:07:13
6	15 <b>F.Kovac(CRO)</b> /T.Tekaatt(DEU) BMW M4 GT4	<b>MRS Besagroup Racing(DEU)</b> MRS Besagroup Racing	14	<b>1:50.088</b>	1.040	0.454	149.5	15:20:12
7	21 <b>T.Kieffer(LUX)</b> /C.Schöll(AUT) Porsche Cayman GT4	<b>Team Allied-Racing(DEU)</b> Team Allied-Racing	4	<b>1:50.166</b>	1.118	0.078	149.4	14:53:17
8	19 <b>C.Konnerth(DEU)</b> /Y.Fübrich(DEU) Aston Martin Vantage AMR GT4	<b>PROpeak Performance(DEU)</b> PROpeak Performance	6	<b>1:51.184</b>	2.136	1.018	148.1	14:56:38
9	14 <b>S.Grotstollen(DEU)</b> /G.Braun(DEU) BMW M4 GT4	<b>MRS Besagroup Racing(DEU)</b> MRS Besagroup Racing	20	<b>1:51.386</b>	2.338	0.202	147.8	15:31:41
10	66 <b>F.Dziwok(POL)</b> /S.Halek(AUT) Porsche Cayman GT4	<b>HP Racing International(DEU)</b> HP Racing International	16	<b>1:51.670</b>	2.622	0.284	147.4	15:19:59
11	55 <b>B.Laber(DEU)</b> /C.Danner(DEU) McLaren 570s GT4	<b>Team GT(DEU)</b> Team GT	14	<b>1:52.991</b>	3.943	1.321	145.7	15:20:37

Subject to final scrutineering!



# ADAC GT4 Germany

## Class Result List Free Practice 2



Provisional

**DMSB** Reg. Nr.: DMSB 245/19

Friday, September 13, 2019 14:45:00

Hockenheimring, Length: 4574m

Air temperature: 28.54°C

Track temperature: 33.46°C

Weather condition: Dry

started : 26      classified : 26      not classified : 0

Nr. Drivers	Team	Lap	Best Time	Gap	Diff	Kph	Day Time
Car	Competitor						

Publication time:

Clerk of the Course: Franz Josef Serr

Timekeeper: Steffen Ruhl

ver: 1.0

[www.adac.de/motorsport](http://www.adac.de/motorsport)

Page 2/ 2 printed: 13.9.2019 15:40



# ADAC GT4 Germany

## Sector List Free Practice 2



Provisional

**DMSB** Reg. Nr.: DMSB 245/19

Friday, September 13, 2019 14:45:00

Hockenheimring, Length: 4574m

Air temperature: 28.54°C

Track temperature: 33.46°C

Weather condition: Dry

Lap	Time	SE1	SP1	SE2	SP2	SE3	SP3	TSP	Lap	Time	SE1	SP1	SE2	SP2	SE3	SP3	TSP
<b>2</b>	Schrey, DEU / Jäger, AUT								<b>theoretical besttime: 1:53.073</b>								
1	2:21.066	45.540	133	58.538	166	36.988	<b>179</b>	164	4	3:37.059	1:59.315	134	56.456	169	41.288	53	204
2	<b>1:53.073</b>	<b>24.973</b>	<b>136</b>	<b>52.064</b>	<b>171</b>	<b>36.036</b>	179	<b>236</b>	5	3:42.967	1:59.681	126	55.404	169	47.882	58	204
3	1:58.565	24.980	136	52.538	170	41.047	56	236									

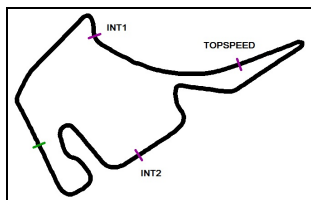
<b>3</b>	Hürtgen, DEU / Fischer, AUT								<b>theoretical besttime: 1:50.297</b>								
1	5:52.070	3:57.527	106	1:05.087	121	49.456	48	173	9	1:59.846	25.323	135	53.005	141	41.518	53	234
2	5:55.758	4:27.187	138	52.193	169	36.378	179	233	10	3:31.520	1:56.113	137	53.570	169	41.837	48	231
3	1:53.691	25.370	138	51.925	170	36.396	179	235	11	5:15.609	3:34.755	131	1:02.736	138	38.118	180	174
4	1:53.218	25.145	140	51.601	170	36.472	180	237	12	1:51.092	24.921	142	<b>50.971</b>	<b>173</b>	35.200	183	236
5	1:59.867	25.369	136	52.301	170	42.197	52	236	13	<b>1:50.453</b>	<b>24.298</b>	<b>141</b>	51.127	173	<b>35.028</b>	<b>183</b>	238
6	3:32.344	2:03.246	140	52.627	170	36.471	179	235	14	1:50.542	24.404	139	50.973	173	35.165	183	237
7	1:53.434	25.292	139	51.959	171	36.183	180	234	15	1:59.595	24.473	140	51.171	172	43.951	49	<b>238</b>
8	1:53.290	25.045	139	51.883	171	36.362	177	235									

<b>5</b>	Rindlisbacher, CHE / Stalidzane, DEU								<b>theoretical besttime: 1:49.183</b>								
1	3:01.562	1:27.003	140	55.101	151	39.458	179	230	12	5:46.983	4:19.093	140	51.551	171	36.339	175	233
2	1:50.806	24.399	141	51.241	169	35.166	181	237	13	1:50.339	24.716	140	50.505	174	35.118	181	236
3	<b>1:49.467</b>	24.283	142	<b>50.197</b>	174	34.987	181	237	14	1:55.687	24.691	140	50.991	171	40.005	59	237
4	1:49.618	24.377	140	50.420	173	34.821	182	238	15	3:26.858	1:58.640	139	52.091	172	36.127	180	234
5	2:05.201	24.315	142	57.760	161	43.126	59	<b>240</b>	16	1:51.987	24.865	140	51.450	172	35.672	181	236
6	7:08.140	5:36.792	140	52.091	133	39.257	178	232	17	1:51.063	24.591	142	51.029	172	35.443	181	238
7	1:50.214	24.740	140	50.671	174	<b>34.803</b>	181	234	18	1:51.317	24.570	140	51.216	173	35.531	181	236
8	1:49.546	24.254	140	50.438	174	34.854	<b>183</b>	236	19	1:51.208	24.635	141	51.013	174	35.560	181	237
9	1:49.620	24.368	142	50.420	<b>174</b>	34.832	182	236	20	1:52.353	24.986	141	51.505	173	35.862	182	235
10	1:49.541	<b>24.183</b>	141	50.413	173	34.945	181	236	21	1:51.573	24.716	143	51.362	172	35.495	182	236
11	1:57.353	26.055	139	51.515	171	39.783	60	234									

<b>6</b>	Lungstrass, DEU / Beckhusen, DEU								<b>theoretical besttime: 1:49.344</b>								
1	2:53.753	1:07.457	138	1:02.207	160	44.089	144	168	12	7:46.021	6:15.662	129	54.568	171	35.791	182	200
2	2:09.827	30.469	115	1:00.864	127	38.494	174	152	13	1:50.816	24.632	139	50.662	174	35.522	181	237
3	1:53.325	25.247	138	52.071	170	36.007	178	234	14	1:50.053	24.262	141	50.489	174	35.302	181	239
4	1:51.050	24.689	138	50.876	171	35.485	177	237	15	1:50.486	24.331	140	50.856	172	35.299	182	239
5	1:50.894	24.616	138	50.852	172	35.426	179	236	16	1:50.137	24.345	141	50.560	173	35.232	184	238
6	2:04.693	30.295	139	53.042	165	41.356	57	205	17	1:50.350	24.300	139	50.623	171	35.427	183	238
7	5:49.329	4:17.867	137	55.640	171	35.822	179	176	18	1:49.839	24.350	140	50.527	174	34.962	183	240
8	1:50.076	24.442	139	50.695	173	34.939	179	236	19	1:50.111	24.380	141	50.358	174	35.373	182	<b>240</b>
9	<b>1:49.634</b>	<b>24.164</b>	138	50.564	173	34.906	180	235	20	1:51.522	24.655	140	50.637	172	36.230	183	238
10	1:49.866	24.480	140	50.538	174	<b>34.848</b>	182	237	21	1:49.889	24.273	141	<b>50.332</b>	<b>175</b>	35.284	180	237
11	2:04.176	25.875	135	56.143	167	42.158	58	204									

<b>7</b>	Zug, DEU / Piana, ITA								<b>theoretical besttime: 1:51.319</b>								
1	2:11.549	35.753	121	58.388	166	37.408	178	216	12	3:22.717	1:55.094	139	51.687	170	35.936	181	236
2	1:54.171	25.612	139	52.737	170	35.822	180	228	13	1:52.240	24.765	139	51.597	172	35.878	179	237
3	1:52.057	24.686	138	51.731	171	35.640	180	235	14	1:53.044	25.080	141	52.001	171	35.963	179	238
4	1:51.674	<b>24.562</b>	139	<b>51.305</b>	171	35.807	179	235	15	1:56.742	24.863	141	51.552	172	40.327	56	<b>238</b>
5	<b>1:51.510</b>	24.695	140	51.363	172	<b>35.452</b>	180	237	16	3:25.451	1:54.476	137	54.401	170	36.574	181	233
6	1:56.020	24.665	140	51.343	172	40.012	56	236	17	1:59.938	25.630	138	52.717	168	41.591	54	233
7	3:21.756	1:53.953	137	51.695	169	36.108	179	236	18	3:27.735	1:54.392	138	52.266	171	41.077	55	237
8	1:52.492	24.741	140	51.701	169	36.050	180	238	19	6:05.899	4:37.174	137	52.230	170	36.495	180	238
9	1:52.303	24.844	139	51.633	<b>173</b>	35.826	<b>182</b>	237	20	1:53.829	25.506	140	51.924	169	36.399	180	237
10	1:52.236	24.750	139	51.579	171	35.907	182	238	21	1:53.756	25.241	140	51.876	169	36.639	181	238
11	1:58.008	25.006	139	52.097	171	40.905	58	237									

<b>8</b>	Ehret, DEU / Dauenhauer, DEU								<b>theoretical besttime: 1:50.073</b>								
1	2:23.969	51.418	123	54.965	167	37.586	178	196	12	1:51.220	24.274	138	51.246	171	35.700	181	238
2	1:53.816	24.895	140	51.997	170	36.924	181	232	13	1:57.210	24.241	130	54.864	172	38.105	181	236
3	1:51.028	24.297	140	51.064	173	35.667	179	237	14	1:52.307	24.458	140	51.719	172	36.130	179	237
4	1:50.369	24.197	139	51.041	172	<b>35.131</b>	180	238	15	1:56.494	24.638	140	51.344	171	40.512	53	238
5	1:57.038	24.684	138	51.654	170	40.700	58	236	16	3:33.426	2:05.424	126	52.082	172	35.920	181	236
6	5:09.651	3:42.388	132	51.746	171	35.517	180	233	17	1:51.879	24.868	140	51.271	173	35.740	182	<b>238</b>



# ADAC GT4 Germany

## Sector List Free Practice 2



Provisional

**DMSB** Reg. Nr.: DMSB 245/19

Hockenheimring, Length: 4574m

Air temperature: 28.54°C

Track temperature: 33.46°C

Weather condition: Dry

Friday, September 13, 2019 14:45:00

Lap	Time	SE1	SP1	SE2	SP2	SE3	SP3	TSP	Lap	Time	SE1	SP1	SE2	SP2	SE3	SP3	TSP
7	<b>1:50.176</b>	<b>23.988</b>	139	<b>50.954</b>	172	35.234	180	236	18	1:52.456	24.807	135	51.555	164	36.094	177	237
8	1:57.687	25.473	139	51.656	170	40.558	55	236	19	1:52.305	25.003	139	51.484	173	35.818	182	237
9	7:41.085	6:10.273	138	52.496	171	38.316	180	237	20	1:52.063	24.679	141	51.411	172	35.973	182	237
10	1:50.812	24.452	138	51.196	172	35.164	179	237	21	1:52.199	24.730	140	51.499	173	35.970	180	236
11	1:50.888	24.258	140	51.373	172	35.257	180	238									

### 11 Springob, DEU / Mayer, DEU

**theoretical besttime: 1:49.256**

1	2:22.588	48.569	134	56.995	169	37.024	180	158	12	1:52.970	25.201	140	51.437	170	36.332	180	236
2	1:53.233	25.230	133	52.010	171	35.993	180	233	13	1:52.604	25.226	141	51.332	173	36.046	180	238
3	1:53.401	25.049	142	51.512	171	36.840	180	237	14	1:57.370	25.345	141	53.866	167	38.159	176	237
4	1:51.664	24.556	141	51.472	170	35.636	180	238	15	2:03.627	26.090	134	54.330	170	43.207	56	222
5	1:51.996	25.143	140	50.915	172	35.938	179	237	16	6:25.719	4:53.557	131	52.784	160	39.378	177	225
6	2:58.678	1:18.472	136	54.669	169	45.537	57	202	17	1:50.475	25.018	142	50.648	173	34.809	184	238
7	4:15.806	2:47.841	137	51.813	168	36.152	180	234	18	<b>1:49.392</b>	<b>24.130</b>	<b>143</b>	50.430	174	34.832	183	239
8	1:52.072	24.796	142	51.091	170	36.185	180	236	19	1:49.397	24.229	142	<b>50.325</b>	<b>174</b>	34.843	184	239
9	1:52.094	24.713	143	51.406	172	35.975	179	236	20	1:49.828	24.380	140	50.647	173	<b>34.801</b>	<b>183</b>	238
10	1:52.599	25.002	142	51.471	170	36.126	180	<b>239</b>	21	1:56.844	25.417	143	51.003	171	40.424	59	237
11	1:53.082	24.984	141	51.784	171	36.314	180	<b>237</b>	22	2:55.239	1:20.341	142	55.510	172	39.388	139	192

### 14 Grotstollen, DEU / Braun, DEU

**theoretical besttime: 1:51.164**

1	2:18.665	40.751	133	55.946	160	41.968	60	196	12	1:52.390	24.892	144	51.604	173	35.894	180	235
2	2:05.536	36.780	133	52.608	170	36.148	178	230	13	1:52.714	25.105	143	51.389	171	36.220	180	235
3	1:52.946	25.333	138	51.861	170	35.752	178	233	14	1:58.093	25.393	142	51.478	172	41.222	53	235
4	1:53.305	25.263	137	52.498	169	35.544	179	235	15	4:52.543	3:15.749	128	54.662	162	42.132	59	232
5	1:51.959	24.850	136	51.554	169	35.555	180	236	16	3:22.098	1:54.371	127	52.003	168	35.724	181	232
6	2:24.504	25.789	120	1:16.008	169	42.707	59	210	17	1:52.325	24.943	136	51.639	170	35.743	181	234
7	3:51.067	2:11.797	137	52.435	171	46.835	59	233	18	1:51.857	24.745	135	51.555	170	35.557	181	235
8	3:22.325	1:54.826	141	51.671	170	35.828	177	235	19	1:51.598	<b>24.645</b>	<b>140</b>	51.391	170	35.562	180	236
9	1:51.809	24.732	<b>144</b>	51.419	<b>174</b>	35.658	181	236	20	<b>1:51.386</b>	24.724	133	51.298	172	<b>35.364</b>	<b>180</b>	236
10	1:51.429	24.667	143	<b>51.155</b>	174	35.607	181	<b>237</b>	21	1:51.563	24.683	134	51.494	171	35.386	182	235
11	1:52.363	24.800	143	51.549	173	36.014	179	235	22	1:52.853	24.927	137	51.647	172	36.279	180	237

### 15 Kovac, CRO / Tekaat, DEU

**theoretical besttime: 1:49.860**

1	2:34.608	56.669	116	59.140	161	38.799	161	185	11	2:05.932	26.401	119	56.508	161	43.023	56	234
2	1:59.103	27.843	114	54.031	168	37.229	172	230	12	3:20.728	1:49.450	128	54.845	168	36.433	182	221
3	1:57.941	25.975	129	54.050	163	37.916	176	232	13	1:50.739	24.294	139	51.078	170	35.367	182	240
4	1:57.940	26.718	129	53.732	167	37.490	175	234	14	<b>1:50.088</b>	24.232	139	50.675	173	<b>35.181</b>	<b>181</b>	239
5	1:57.715	27.329	130	53.548	163	36.838	177	237	15	1:51.037	<b>24.164</b>	<b>140</b>	<b>50.515</b>	<b>172</b>	36.358	182	<b>241</b>
6	2:03.431	27.528	127	53.877	160	42.026	51	227	16	1:50.442	24.524	140	50.689	172	35.229	182	241
7	7:36.451	5:59.152	112	59.054	162	38.245	171	213	17	1:55.601	24.266	140	50.746	173	40.589	55	240
8	2:02.293	26.657	126	56.997	161	38.639	170	201	18	3:10.788	1:43.446	139	51.703	173	35.639	182	238
9	1:59.240	27.028	128	54.536	162	37.676	175	230	19	1:54.004	24.510	139	51.379	169	38.115	125	238
10	1:55.367	25.888	132	53.095	169	36.384	178	235	20								

### 17 Hadergasser, DEU / Still, DEU

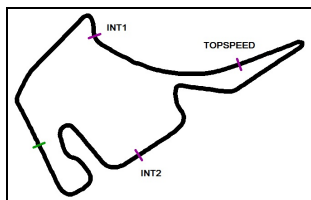
**theoretical besttime: 1:49.048**

1	2:03.480	34.403	134	52.531	169	36.546	180	217	11	1:59.904	26.472	136	54.611	156	38.821	166	226
2	1:49.449	24.190	<b>142</b>	50.500	173	34.759	180	235	12	2:12.329	30.321	129	55.679	132	46.329	54	230
3	1:49.363	24.057	142	50.541	<b>173</b>	34.765	179	236	13	6:07.838	4:33.623	123	55.572	159	38.643	166	225
4	<b>1:49.048</b>	<b>24.003</b>	141	<b>50.368</b>	173	<b>34.677</b>	<b>181</b>	236	14	1:59.090	27.076	134	53.965	160	38.049	172	232
5	1:55.636	24.442	141	50.960	172	40.234	54	<b>237</b>	15	1:59.694	26.567	136	53.879	155	39.248	161	235
6	4:18.612	2:21.206	106	1:07.202	146	50.204	53	169	16	2:14.029	27.131	128	59.405	153	47.493	52	177
7	2:46.623	1:13.437	120	54.449	164	38.737	169	230	17	4:13.738	2:41.351	127	53.667	165	38.720	171	231
8	1:58.129	26.286	138	53.187	161	38.656	169	233	18	1:59.642	26.821	135	53.496	135	39.325	173	232
9	1:59.342	26.670	136	53.826	163	38.846	166	221	19	2:05.647	26.491	135	53.819	154	45.337	49	234
10	1:58.406	26.405	138	53.585	158	38.416	172	234	20	2:47.867	1:15.991	126	53.688	166	38.188	172	231

### 18 Mies, DEU / Ortmann, DEU

**theoretical besttime: 1:50.287**

1	2:56.585	1:18.691	137	56.024	148	41.870	179	182	10	1:51.126	24.675	142	51.087	174	35.364	180	231
2	1:51.555	24.888	142	51.310	170	35.357	180	231	11	1:51.084	24.491	143	51.234	172	35.359	180	231
3	1:50.901	24.638	140	51.023	173	35.240	181	231	12	1:51.149	24.669	143	51.322	173	35.158	181	231
4	<b>1:50.637</b>	<b>24.403</b>	140	<b>50.817</b>	<b>174</b>	35.417	178	<b>235</b>	13	1:51.022	24.463	142	51.236	172	35.323	180	231
5	1:51.453	25.377	141	51.009	173	<b>35.067</b>	181	234	14	2:03.260	24.561	143	57.060	160	41.639	59	232



# ADAC GT4 Germany

## Sector List Free Practice 2



Provisional

Hockenheimring, Length: 4574m

Air temperature: 28.54°C

Track temperature: 33.46°C

Weather condition: Dry

**DMSB** Reg. Nr.: DMSB 245/19

Friday, September 13, 2019 14:45:00

Lap	Time	SE1	SP1	SE2	SP2	SE3	SP3	TSP	Lap	Time	SE1	SP1	SE2	SP2	SE3	SP3	TSP
6	1:58.776	25.857	136	51.966	171	40.953	56	231	15	3:22.747	1:55.580	142	51.719	171	35.448	181	230
7	3:28.777	1:55.151	140	53.115	171	40.511	57	231	16	1:51.245	24.722	141	51.111	173	35.412	179	232
8	3:25.652	1:54.771	142	51.160	173	39.721	59	233	17	1:58.340	24.901	141	51.401	167	42.038	58	232
9	3:22.523	1:55.521	142	51.516	173	35.486	181	230									

### 19 Konnerth, DEU / Fübrich, DEU

theoretical besttime: 1:51.003

1	2:18.410	46.397	140	55.289	169	36.724	176	201	11	8:23.715	6:35.505	122	1:05.984	127	42.226	148	160
2	1:52.704	25.185	141	51.708	171	35.811	178	231	12	2:07.598	27.772	131	1:02.346	157	37.480	177	183
3	1:51.875	24.817	140	51.712	170	35.346	179	230	13	1:53.605	25.061	140	52.160	170	36.384	179	230
4	1:52.244	24.825	138	51.891	171	35.528	179	232	14	2:15.011	28.398	122	1:02.514	145	44.099	57	151
5	1:51.233	<b>24.497</b>	<b>141</b>	<b>51.402</b>	172	35.334	179	232	15	3:30.011	1:54.420	138	52.487	163	43.104	56	232
6	<b>1:51.184</b>	24.648	141	51.432	<b>172</b>	<b>35.104</b>	<b>180</b>	231	16	3:29.513	1:55.024	138	52.218	170	42.271	57	<b>232</b>
7	2:13.393	24.740	140	1:02.320	134	46.333	55	169	17	3:23.360	1:54.715	132	52.717	170	35.928	179	230
8	3:24.505	1:55.428	139	52.810	171	36.267	180	230	18	1:53.314	25.671	139	52.026	172	35.617	178	231
9	1:53.991	25.031	140	52.947	171	36.013	179	231	19	1:53.526	25.180	138	52.267	172	36.079	180	230
10	2:17.579	26.828	128	1:04.478	148	46.273	59	153									

### 21 Kieffer, LUX / Schöll, AUT

theoretical besttime: 1:49.832

1	2:42.089	1:05.031	123	57.510	161	39.548	170	216	13	1:51.709	24.772	141	51.271	167	35.666	179	238
2	1:53.746	25.724	141	52.002	171	36.020	181	236	14	1:54.169	24.868	139	51.599	171	37.702	178	238
3	1:50.844	24.524	140	51.259	171	35.061	180	237	15	1:52.089	24.832	142	51.237	171	36.020	177	237
4	<b>1:50.166</b>	24.218	141	<b>50.696</b>	170	35.252	181	238	16	1:51.394	24.750	142	51.133	170	35.511	179	238
5	1:52.579	26.223	141	51.039	170	35.317	180	237	17	1:52.432	25.211	140	51.170	170	36.051	178	238
6	1:58.079	25.731	134	51.496	<b>173</b>	40.852	53	235	18	1:52.064	24.633	140	51.635	170	35.796	177	238
7	3:19.935	1:53.517	141	51.222	169	35.196	178	236	19	2:00.851	24.733	136	51.583	170	44.535	48	238
8	1:50.217	24.371	142	50.767	170	35.079	<b>182</b>	237	20	3:21.284	1:53.905	140	51.453	170	35.926	179	237
9	1:50.669	<b>24.105</b>	142	51.533	170	<b>35.031</b>	182	238	21	1:51.456	24.527	139	51.228	171	35.701	178	237
10	1:56.787	24.336	142	50.870	172	41.581	57	237	22	1:52.087	24.701	140	51.313	171	36.073	179	<b>241</b>
11	3:25.650	1:57.676	135	52.067	170	35.907	178	237	23	1:52.754	25.754	140	51.270	169	35.730	179	240
12	1:54.044	26.111	137	52.155	171	35.778	180	225	24	1:51.366	24.657	140	51.050	172	35.659	180	239

### 22 Kasperlik, DEU / Kern, DEU

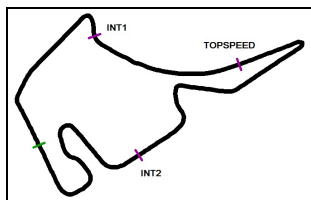
theoretical besttime: 1:49.217

1	2:38.267	1:03.116	131	55.929	163	39.222	180	223	13	4:15.112	2:48.730	140	50.965	172	35.417	180	238
2	1:49.881	24.246	139	50.696	173	34.939	181	236	14	1:57.001	30.401	143	51.126	171	35.474	179	238
3	1:50.645	24.743	141	50.635	171	35.267	178	237	15	1:51.664	25.352	141	51.013	173	35.299	180	238
4	1:50.014	24.156	142	50.691	171	35.167	180	240	16	1:50.612	24.477	143	50.863	173	35.272	180	238
5	1:56.780	24.755	142	51.330	171	40.695	57	238	17	1:50.630	24.456	139	50.895	172	35.279	180	239
6	3:46.514	2:19.267	140	50.888	173	36.359	179	238	18	1:56.219	24.658	140	51.271	171	40.290	56	238
7	1:49.733	24.352	142	50.504	174	34.877	181	241	19	3:18.473	1:52.630	142	50.797	173	35.046	182	239
8	<b>1:49.217</b>	<b>24.067</b>	141	<b>50.282</b>	174	<b>34.868</b>	181	239	20	1:49.998	24.256	140	50.829	170	34.913	182	239
9	1:56.782	24.223	142	55.851	166	36.708	182	185	21	1:49.747	24.206	142	50.603	171	34.938	182	240
10	1:49.778	24.125	143	50.433	174	35.220	181	238	22	1:50.719	24.318	141	50.635	175	35.766	181	<b>241</b>
11	1:49.462	24.161	<b>143</b>	50.364	173	34.937	183	240	23	1:49.884	24.267	142	50.646	173	34.971	183	240
12	1:54.536	24.318	142	50.638	174	39.580	57	239	24	1:49.977	24.205	142	50.754	173	35.018	183	241

### 23 Kraihamer, AUT / Kofler, AUT

theoretical besttime: 1:50.175

1	2:13.680	39.151	135	56.442	162	38.087	159	199	14	1:50.965	24.519	139	51.594	169	34.852	177	225
2	1:58.161	26.526	134	54.178	160	37.457	171	217	15	1:50.792	24.511	139	51.562	169	34.719	177	225
3	1:54.406	25.542	137	52.969	167	35.895	173	217	16	1:50.878	24.449	137	51.520	170	34.909	176	223
4	1:52.635	24.747	139	51.920	167	35.968	173	223	17	1:50.720	24.345	138	51.430	170	34.945	177	224
5	2:00.319	26.700	130	57.513	165	36.106	177	183	18	1:51.400	24.358	137	51.754	170	35.288	175	224
6	1:53.348	24.955	139	51.418	168	36.975	176	223	19	1:51.378	24.483	139	51.668	168	35.227	176	225
7	1:50.913	24.619	138	51.512	169	34.782	178	223	20	1:52.059	24.518	138	51.768	168	35.773	175	<b>226</b>
8	1:50.924	24.476	137	51.407	170	35.041	175	224	21	1:51.070	24.451	138	51.518	170	35.101	175	224
9	1:50.330	24.430	140	<b>51.374</b>	170	<b>34.526</b>	178	223	22	1:58.819	26.318	128	52.464	169	40.037	55	223
10	1:55.056	24.326	<b>141</b>	51.838	169	38.892	59	224	23	3:21.782	1:54.813	137	51.509	170	35.460	178	224
11	3:24.777	1:55.468	137	53.493	167	35.816	177	222	24	<b>1:50.277</b>	<b>24.275</b>	<b>139</b>	51.409	170	34.593	178	224
12	1:56.847	25.040	138	54.723	158	37.084	176	225	25	1:52.608	24.511	128	51.764	171	36.333	174	223
13	1:51.569	24.678	138	51.690	168	35.201	177	223									



# ADAC GT4 Germany

## Sector List Free Practice 2



Provisional

**DMSB** Reg. Nr.: DMSB 245/19

Hockenheimring, Length: 4574m

Air temperature: 28.54°C

Track temperature: 33.46°C

Weather condition: Dry

Friday, September 13, 2019 14:45:00

Lap	Time	SE1	SP1	SE2	SP2	SE3	SP3	TSP	Lap	Time	SE1	SP1	SE2	SP2	SE3	SP3	TSP
<b>24</b>	Siljehaug, NOR / Angermayr, AUT								<b>theoretical besttime: 1:49.302</b>								
1	2:07.457	35.986	130	52.464	166	39.007	174	219	12	1:51.562	24.357	140	51.863	160	35.342	177	224
2	1:51.439	24.461	140	51.076	171	35.902	179	223	13	1:50.851	24.397	140	51.501	170	34.953	177	224
3	1:51.270	<b>23.915</b>	141	<b>51.040</b>	170	36.315	170	224	14	1:50.803	24.293	140	51.444	171	35.066	176	224
4	1:51.135	24.050	138	51.224	170	35.861	175	224	15	1:50.670	24.332	141	51.565	169	34.773	178	225
5	1:54.246	24.317	140	51.266	171	38.663	57	225	16	1:55.021	24.358	140	51.396	170	39.267	57	<b>225</b>
6	5:54.293	4:28.459	140	51.244	170	34.590	179	222	17	4:00.847	2:33.918	140	51.656	169	35.273	177	223
7	<b>1:50.359</b>	24.087	139	51.238	171	35.034	170	225	18	1:50.777	24.306	141	51.424	170	35.047	177	224
8	1:59.036	25.003	135	55.107	170	38.926	57	188	19	1:50.475	24.232	139	51.540	171	34.703	178	223
9	3:20.590	1:54.004	140	51.586	170	35.000	175	223	20	1:54.823	24.340	141	51.283	171	39.200	57	225
10	1:51.053	24.440	140	51.387	171	35.226	176	224	21	3:20.726	1:54.103	136	52.276	170	<b>34.347</b>	<b>179</b>	217
11	1:52.117	25.286	138	51.645	170	35.186	177	223	22	1:51.527	24.798	126	51.751	171	34.978	180	223

<b>33</b>	Benyahia, MAR / Fagg, GBR								<b>theoretical besttime: 1:51.819</b>								
1	2:26.138	57.697	132	52.290	169	36.151	179	232	9	1:52.929	24.892	140	51.921	169	36.116	180	237
2	1:52.750	24.907	137	51.854	169	35.989	179	235	10	1:53.341	25.304	140	51.908	170	36.129	179	237
3	1:52.270	24.623	<b>143</b>	<b>51.428</b>	170	36.219	178	237	11	1:58.978	25.113	142	51.909	169	41.956	54	236
4	<b>1:52.070</b>	<b>24.584</b>	138	51.444	169	36.042	179	238	12	5:47.611	4:18.279	142	53.103	169	36.229	178	223
5	1:52.246	24.685	141	51.754	167	<b>35.807</b>	179	<b>239</b>	13	1:54.140	24.966	140	51.832	169	37.342	179	239
6	2:01.328	26.781	138	51.780	167	42.767	48	236	14	1:52.949	24.946	143	51.813	169	36.190	178	238
7	6:47.577	5:18.285	114	53.454	169	35.838	179	221	15	2:00.276	25.135	137	53.998	160	41.143	58	223
8	1:52.104	24.638	140	51.482	<b>170</b>	35.984	180	238									

<b>36</b>	Suabo, DEU / Dienst, DEU								<b>theoretical besttime: 1:49.178</b>								
1	3:38.226	2:01.856	119	55.320	170	41.050	58	198	13	1:52.960	24.773	143	52.065	169	36.122	177	235
2	2:59.716	1:26.093	142	53.171	171	40.452	180	210	14	1:52.626	24.835	139	51.561	172	36.230	180	235
3	1:50.852	24.350	141	50.795	171	35.707	179	235	15	1:52.439	24.732	134	51.653	171	36.054	179	234
4	1:49.653	24.296	142	50.622	173	34.735	182	236	16	1:52.928	25.107	142	51.511	170	36.310	178	236
5	1:55.436	25.136	142	50.964	172	39.336	182	<b>237</b>	17	1:52.546	24.930	142	51.339	171	36.277	180	236
6	1:50.211	24.306	142	50.983	170	34.922	182	236	18	1:53.824	25.070	135	52.038	168	36.716	179	235
7	<b>1:49.178</b>	<b>24.110</b>	142	<b>50.422</b>	<b>173</b>	<b>34.646</b>	<b>183</b>	236	19	1:52.538	25.213	143	51.227	171	36.098	181	236
8	1:54.018	24.203	142	50.524	173	39.291	58	236	20	1:53.162	24.922	137	51.890	163	36.350	181	235
9	3:24.005	1:55.047	138	52.830	169	36.128	180	235	21	1:55.343	24.995	140	52.788	130	37.560	180	236
10	1:52.181	24.953	142	51.213	168	36.015	180	236	22	1:52.317	24.738	139	51.619	171	35.960	180	236
11	1:51.893	24.677	140	51.149	171	36.067	177	236	23	1:54.582	24.852	136	51.732	171	37.998	177	236
12	1:52.327	24.861	135	51.636	170	35.830	180	234	24	2:01.069	25.090	141	53.332	171	42.647	57	234

<b>48</b>	Trefz, DEU / Haber, AUS								<b>theoretical besttime: 1:50.065</b>								
1	3:23.321	1:48.908	136	53.984	167	40.429	177	229	13	1:50.656	24.356	141	51.101	172	35.199	178	234
2	1:51.560	24.976	139	51.372	169	35.212	178	232	14	2:06.687	27.660	140	1:00.117	153	38.910	178	169
3	1:50.963	24.472	138	51.118	170	35.373	177	234	15	1:50.537	24.322	140	51.101	173	35.114	180	234
4	1:50.446	24.453	139	50.965	170	<b>35.028</b>	179	235	16	1:50.642	24.261	141	51.146	172	35.235	180	235
5	1:50.510	24.418	138	50.976	170	35.116	180	235	17	1:57.108	24.331	142	52.779	170	39.998	58	237
6	1:55.465	24.956	126	52.408	163	38.101	181	233	18	4:13.348	2:39.754	106	56.722	170	36.872	180	211
7	1:50.440	24.428	140	<b>50.932</b>	171	35.080	180	236	19	1:51.890	24.459	141	51.493	162	35.938	181	236
8	1:56.556	24.198	139	51.314	170	41.044	58	234	20	1:51.491	24.594	141	51.183	172	35.714	179	237
9	3:28.913	2:01.718	136	51.988	170	35.207	179	233	21	1:50.795	24.445	141	51.063	171	35.287	175	236
10	1:50.817	24.598	141	51.103	170	35.116	180	235	22	2:01.931	24.819	123	59.662	159	37.450	180	180
11	1:50.415	<b>24.105</b>	142	50.999	171	35.311	171	235	23	1:50.767	24.593	142	51.095	173	35.079	181	235
12	1:50.938	24.513	141	51.027	172	35.398	179	<b>237</b>	24	<b>1:50.298</b>	24.305	142	50.943	172	35.050	181	235

<b>55</b>	Laber, DEU / Danner, DEU								<b>theoretical besttime: 1:52.899</b>								
1	2:30.660	59.282	130	54.063	165	37.315	173	228	12	1:53.447	25.202	138	52.000	163	36.245	179	237
2	1:56.878	25.861	134	53.815	167	37.202	178	234	13	1:53.708	25.198	133	52.175	165	36.335	179	237
3	1:54.967	25.194	139	52.903	165	36.870	177	237	14	<b>1:52.991</b>	24.936	141	51.904	165	<b>36.151</b>	<b>180</b>	240
4	1:54.152	25.025	141	52.308	165	36.819	177	237	15	1:53.213	25.099	140	<b>51.830</b>	<b>164</b>	36.284	180	<b>240</b>
5	1:56.826	27.438	137	52.530	165	36.858	176	237	16	1:57.922	25.071	140	54.913	152	37.938	175	239
6	1:57.280	27.116	130	53.015	162	37.149	170	235	17	2:03.188	25.360	138	52.074	168	45.754	41	239
7	2:06.465	25.306	137	53.807	141	47.352	56	236	18	3:48.213	2:19.271	134	52.522	169	36.420	180	239
8	7:25.926	5:55.940	132	53.329	167	36.657	177	223	19	1:53.983	25.224	138	51.915	164	36.844	178	238
9	1:54.296	<b>24.918</b>	<b>143</b>	52.266	165	37.112	167	237	20	1:54.302	25.371	138	52.600	165	36.331	176	223
10	2:03.945	25.935	135	52.811	168	45.199	54	236	21	1:53.929	25.306	142	52.060	166	36.563	177	238





# ADAC GT4 Germany

## Sector List Free Practice 2



Provisional

Hockenheimring, Length: 4574m

Air temperature: 28.54°C

Track temperature: 33.46°C

Weather condition: Dry

**DMSB** Reg. Nr.: DMSB 245/19

Friday, September 13, 2019 14:45:00

Lap	Time	SE1	SP1	SE2	SP2	SE3	SP3	TSP	Lap	Time	SE1	SP1	SE2	SP2	SE3	SP3	TSP
11	4:14.711	2:41.803	135	55.863	168	37.045	177	230									

### 59 Martin-Dye, GBR / Jöns, DEU

theoretical besttime: 1:50.911

1	2:40.028	59.623	136	1:00.253	148	40.152	172	168	11	1:51.385	24.420	142	51.533	167	35.432	178	232
2	1:54.994	25.483	139	52.493	165	37.018	173	228	12	2:01.417	25.153	139	52.788	164	43.476	54	230
3	1:55.656	25.958	141	52.818	166	36.880	175	233	13	5:00.741	3:32.352	138	52.371	165	36.018	173	231
4	1:51.431	24.526	140	51.583	168	35.322	177	232	14	1:51.559	24.635	142	51.635	167	<b>35.289</b>	<b>177</b>	230
5	2:00.279	24.564	142	51.568	165	44.147	47	234	15	2:05.699	24.920	139	54.324	113	46.455	54	232
6	4:24.957	2:49.777	140	52.109	165	43.071	176	233	16	3:21.582	1:54.152	141	51.880	169	35.550	179	232
7	1:51.813	24.638	140	51.771	168	35.404	176	231	17	1:51.701	24.731	142	51.510	168	35.460	177	<b>235</b>
8	2:03.483	24.554	139	53.379	143	45.550	46	231	18	<b>1:51.107</b>	24.574	142	<b>51.206</b>	<b>168</b>	35.327	179	234
9	4:10.661	2:35.567	140	52.587	164	42.507	175	233	19	1:56.379	<b>24.416</b>	<b>142</b>	51.332	169	40.631	54	234
10	1:52.028	24.595	138	51.964	167	35.469	176	230	20	4:15.408	2:48.208	144	51.558	169	35.642	177	234

### 66 Dziwok, POL / Halek, AUT

theoretical besttime: 1:51.564

1	3:02.347	1:31.156	134	53.518	167	37.673	176	229	13	3:25.458	1:58.052	139	51.589	169	35.817	175	232
2	1:54.233	25.220	140	52.471	165	36.542	175	233	14	1:52.652	25.335	140	51.600	168	35.717	176	232
3	1:53.535	24.970	139	52.005	169	36.560	176	231	15	1:53.170	25.944	141	51.537	169	35.689	177	234
4	1:52.817	24.824	138	51.757	166	36.236	176	232	16	<b>1:51.670</b>	24.730	140	<b>51.427</b>	<b>169</b>	<b>35.513</b>	<b>177</b>	233
5	1:53.253	25.251	139	51.846	168	36.156	176	232	17	1:52.712	<b>24.624</b>	<b>138</b>	51.448	169	36.640	176	<b>234</b>
6	2:03.712	32.267	136	53.379	134	38.066	175	230	18	1:52.225	24.854	138	51.722	168	35.649	177	233
7	2:02.228	25.024	138	52.363	152	44.841	52	231	19	1:52.083	24.978	138	51.488	169	35.617	177	232
8	3:34.858	2:06.401	138	51.974	169	36.483	177	232	20	1:52.207	24.860	138	51.680	169	35.667	177	232
9	1:52.839	24.907	139	51.788	<b>170</b>	36.144	177	231	21	1:53.957	24.819	139	53.081	169	36.057	178	232
10	1:52.996	24.960	139	51.971	165	36.065	177	232	22	1:52.487	24.832	138	51.684	168	35.971	178	233
11	1:52.729	24.764	139	51.800	168	36.165	175	231	23	1:53.262	25.683	139	51.686	167	35.893	176	232
12	1:59.837	25.645	138	52.540	167	41.652	55	230	24	1:52.913	24.880	137	51.819	169	36.214	177	231

### 69 Dörr, DEU / Trebing, USA

theoretical besttime: 1:51.056

1	2:52.841	1:02.742	129	1:03.958	123	46.141	153	178	13	1:51.930	25.065	143	<b>51.131</b>	<b>167</b>	35.734	175	237
2	2:11.718	29.430	126	1:00.485	148	41.803	173	181	14	1:52.946	24.890	142	52.410	170	35.646	176	236
3	2:03.995	26.497	140	55.783	146	41.715	174	231	15	1:51.810	24.706	143	51.401	168	35.703	178	237
4	1:52.459	25.221	139	51.644	169	35.594	180	235	16	1:53.133	24.885	143	51.776	166	36.472	176	236
5	<b>1:51.347</b>	24.566	141	51.366	167	<b>35.415</b>	<b>180</b>	236	17	1:55.955	25.238	142	54.545	164	36.172	178	215
6	1:52.619	<b>24.510</b>	141	51.386	169	36.723	180	236	18	1:57.307	24.993	143	51.389	169	40.925	56	238
7	1:58.441	24.742	140	52.181	168	41.518	56	236	19	3:26.212	1:53.848	141	51.710	168	40.654	55	<b>239</b>
8	3:35.111	2:07.727	142	51.837	169	35.547	180	238	20	3:30.256	1:53.753	142	55.559	169	40.944	55	181
9	1:51.513	24.717	142	51.236	169	35.560	180	236	21	3:21.628	1:53.772	139	51.887	168	35.969	179	235
10	1:59.431	27.568	139	54.904	139	36.959	176	218	22	1:51.919	24.660	140	51.557	169	35.702	180	237
11	2:04.932	26.091	138	59.378	157	39.463	178	204	23	1:52.712	25.214	140	51.781	168	35.717	179	234
12	1:53.603	25.833	138	51.903	168	35.867	180	234									

### 77 Wankmüller, DEU / Heinemann, DEU

theoretical besttime: 1:48.920

1	3:34.249	2:06.652	138	51.641	171	35.956	180	236	13	1:49.325	24.071	143	50.545	173	34.709	184	239
2	1:49.951	24.459	142	50.642	173	34.850	182	235	14	1:53.313	24.207	143	50.522	174	38.584	58	237
3	<b>1:49.148</b>	24.067	144	<b>50.231</b>	172	34.850	182	238	15	3:25.306	1:59.915	144	50.609	174	34.782	183	237
4	1:49.348	24.173	143	50.297	173	34.878	182	240	16	1:49.289	24.132	142	50.496	173	<b>34.661</b>	<b>183</b>	238
5	1:57.265	24.298	143	50.547	171	42.420	182	240	17	1:53.233	24.143	143	50.390	174	38.700	58	238
6	1:49.757	24.178	142	50.641	172	34.938	182	238	18	3:27.654	2:00.984	138	51.426	171	35.244	182	236
7	1:55.946	24.541	142	50.784	172	40.621	58	239	19	1:50.163	24.424	142	50.625	173	35.114	182	238
8	3:25.726	2:00.036	140	50.823	<b>174</b>	34.867	183	236	20	1:49.878	24.302	143	50.563	173	35.013	183	238
9	1:49.983	<b>24.028</b>	143	51.110	174	34.845	183	237	21	1:50.017	24.337	144	50.678	172	35.002	182	238
10	1:49.286	24.039	143	50.389	173	34.858	<b>184</b>	238	22	1:51.249	24.518	142	50.780	172	35.951	180	<b>241</b>
11	1:53.759	27.085	142	50.584	172	36.090	183	237	23	1:51.495	25.266	140	50.983	173	35.246	183	236
12	1:49.384	24.243	143	50.330	173	34.811	183	239	24	1:50.988	24.592	143	51.265	173	35.131	182	240

### 94 von der Laden, DEU / Valente, CHE

theoretical besttime: 1:50.375

1	2:48.991	1:12.831	136	59.744	166	36.416	179	184	13	4:09.451	2:42.208	144	51.264	172	35.979	179	240
2	1:51.810	25.253	142	50.981	170	35.576	181	237	14	1:51.279	24.509	140	51.284	172	35.486	181	238
3	1:51.080	24.602	143	50.962	171	35.516	179	239	15	1:51.220	24.500	142	51.196	172	35.524	181	240
4	1:54.060	25.840	142	50.969	171	37.251	180	240	16	1:53.982	25.949	139	51.757	169	36.276	182	239
5	<b>1:50.622</b>	24.472	143	50.882	168	<b>35.268</b>	180	238	17	1:51.749	24.620	142	51.220	169	35.909	181	240

ver: 1.0

[www.adac.de/motorsport](http://www.adac.de/motorsport)

Page 5/ 6 printed: 13.9.2019 15:40



# ADAC GT4 Germany

## Sector List Free Practice 2

Provisional



Hockenheimring, Length: 4574m

Air temperature: 28.54°C

Track temperature: 33.46°C

Weather condition: Dry

**DMSB** Reg. Nr.: DMSB 245/19

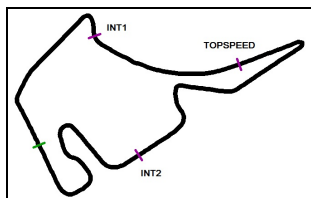
Friday, September 13, 2019 14:45:00

Lap	Time	SE1	SP1	SE2	SP2	SE3	SP3	TSP	Lap	Time	SE1	SP1	SE2	SP2	SE3	SP3	TSP
6	1:58.578	26.532	142	51.225	171	40.821	57	239	18	1:57.203	24.608	143	54.516	148	38.079	181	240
7	5:43.016	4:16.384	<b>144</b>	50.859	171	35.773	180	238	19	1:51.872	24.809	141	51.287	171	35.776	181	238
8	1:51.093	24.592	142	50.932	171	35.569	<b>183</b>	238	20	1:51.654	24.806	139	51.252	169	35.596	177	238
9	1:50.993	24.393	143	51.219	171	35.381	182	239	21	1:51.539	24.535	139	51.536	171	35.468	181	<b>242</b>
10	1:50.720	<b>24.341</b>	144	50.982	171	35.397	180	238	22	1:52.056	24.778	142	51.382	172	35.896	177	238
11	1:50.627	24.518	144	<b>50.766</b>	171	35.343	181	238	23	1:51.648	24.703	142	51.198	171	35.747	180	238
12	1:57.506	24.610	144	51.528	169	41.368	56	238									

### 99 Owega, DEU / Owega, DEU

theoretical besttime: 1:49.742

1	1:59.035	28.365	141	54.004	169	36.666	180	201	14	1:50.173	24.332	141	50.920	171	34.921	182	236
2	1:50.218	24.393	141	50.691	172	35.134	180	234	15	1:52.009	24.379	143	50.817	172	36.813	172	236
3	<b>1:50.148</b>	24.247	141	<b>50.631</b>	172	35.270	180	234	16	1:50.727	24.936	142	50.879	173	34.912	181	236
4	1:50.339	24.266	140	50.797	171	35.276	179	234	17	1:50.317	24.345	142	50.989	172	34.983	182	237
5	1:50.215	24.230	142	50.854	172	35.131	169	236	18	1:50.395	24.254	141	50.973	171	35.168	181	237
6	1:50.381	24.476	141	50.772	171	35.133	181	235	19	1:55.522	24.745	139	51.075	171	39.702	57	237
7	1:50.353	24.276	139	50.902	171	35.175	180	235	20	3:22.433	1:55.619	140	51.234	171	35.580	180	234
8	1:50.170	<b>24.213</b>	143	50.884	171	35.073	181	236	21	1:51.553	24.496	140	51.432	169	35.625	180	235
9	1:50.258	24.318	141	50.897	171	35.043	181	236	22	1:51.608	24.657	141	51.121	169	35.830	180	236
10	2:00.135	24.519	140	59.300	170	36.316	178	193	23	1:56.497	24.674	140	51.268	170	40.555	59	236
11	1:56.248	24.541	142	51.725	171	39.982	58	235	24	3:23.930	1:56.438	143	51.960	171	35.532	180	<b>239</b>
12	3:22.949	1:56.265	136	51.533	171	35.151	179	233	25	1:51.122	24.567	141	51.136	170	35.419	180	235
13	1:50.458	24.523	140	51.037	172	<b>34.898</b>	180	236									



# ADAC GT4 Germany

## Top speed list Free Practice 2

Provisional



Hockenheimring, Length: 4574m

Air temperature: 28.54°C

Track temperature: 33.46°C

Weather condition: Dry

**DMSB** Reg. Nr.: DMSB 245/19

Friday, September 13, 2019 14:45:00

#	Name (NAT)	Team	Car name	Speed	Lap	Race time
94	Felix von der Laden (DEU)	Team GT (DEU)	McLaren 570s GT4	242.15	21	45:16.252
22	Lars Kern (DEU)	Team Allied-Racing (DEU)	Porsche Cayman GT4	241.61	22	46:19.513
15	Thomas Tekaath (DEU)	MRS Besagroup Racing (DEU)	BMW M4 GT4	241.07	15	35:49.816
21	Tom Kieffer (LUX)	Team Allied-Racing (DEU)	Porsche Cayman GT4	241.07	22	45:31.156
77	Luke Wankmüller (DEU)	HP Racing International (DEU)	Mercedes-AMG GT4	241.07	22	46:00.594
5	Nico Rindlisbacher (CHE)	Racing One (DEU)	Audi R8 LMS GT4	240.53	5	9:09.837
55	Bernhard Laber (DEU)	Team GT (DEU)	McLaren 570s GT4	240.53	15	36:15.534
6	Mike Beckhusen (DEU)	Racing One (DEU)	Audi R8 LMS GT4	240.53	19	45:32.807
33	Michael Benyahia (MAR)	Team GT (DEU)	McLaren 570s GT4	239.46	5	8:42.228
11	Oliver Mayer (DEU)	Bremotion (DEU)	Mercedes-AMG GT4	239.46	10	21:30.684
69	Phil Dörr (DEU)	Dörr Motorsport (DEU)	McLaren 570s GT4	239.46	19	39:39.252
99	Hamza Owega (DEU)	GetSpeed Performance (DEU)	Mercedes-AMG GT4	239.46	24	48:12.763
7	Gabriele Piana (ITA)	RN Vision STS (DEU)	BMW M4 GT4	238.93	15	30:20.774
3	Michael Fischer (AUT)	Hofer Racing by Bonk Motorsport (CHE)	BMW M4 GT4	238.93	15	41:51.444
8	Tobias Dauenhauer (DEU)	Hofer Racing by Bonk Motorsport (CHE)	BMW M4 GT4	238.93	17	42:06.230
36	Marvin Dienst (DEU)	Schütz Motorsport (DEU)	Mercedes-AMG GT4	237.88	5	10:57.775
17	Hendrik Still (DEU)	KÜS TEAM75 Bernhard (DEU)	Porsche Cayman GT4	237.36	5	8:10.053
14	Georg Braun (DEU)	MRS Besagroup Racing (DEU)	BMW M4 GT4	237.36	10	22:10.983
48	Morgan Haber (AUS)	Leipert Motorsport (DEU)	Mercedes-AMG GT4	237.36	12	24:18.177
2	Michael Schrey (DEU)	Hofer Racing by Bonk Motorsport (CHE)	BMW M4 GT4	236.32	2	3:00.416
18	Alexander Mies (DEU)	PROpeak Performance (DEU)	Aston Martin Vantage AMR GT4	235.80	4	7:17.689
59	Fred Martin-Dye (GBR)	Dörr Motorsport (DEU)	McLaren 570s GT4	235.29	17	41:36.836
66	Sascha Halek (AUT)	HP Racing International (DEU)	Porsche Cayman GT4	234.78	17	35:37.457
19	Christian Konnerth (DEU)	PROpeak Performance (DEU)	Aston Martin Vantage AMR GT4	232.75	16	41:46.565
23	Laura Kraihamer (AUT)	True Racing (AUT)	KTM X-Bow GT4	226.41	20	38:18.356
24	Eike Angermayr (AUT)	Felbermayr Reiter (DEU)	KTM X-Bow GT4	225.46	16	34:25.979