

ADAC Formel 4

Result List Free Practice 2



Provisional

DMSB Reg. Nr.: DMSB 245/19

Friday, September 13, 2019 13:25:00

Hockenheimring, Length: 4574m

Air temperature: 25.2°C

Track temperature: 29.23°C

Weather condition: Dry

started : 17 classified : 16 not classified : 1

Nr.	Drivers	Team	Lap	Best Time	Gap	Diff	Kph	Day Time
Cl.	Car	Competitor						
1	62 D.Hauger(NOR) ADAC Formel 4	(T) Van Amersfoort Racing(NLD) Van Amersfoort Racing	14	1:40.855			163.2	13:55:05
2	21 T.Pourchaire(FRA) ADAC Formel 4	(T) US Racing - CHRS(DEU) US Racing - CHRS	11	1:41.206	0.351	0.351	162.7	13:51:17
3	17 A.Leclerc(MCO) ADAC Formel 4	(T) US Racing - CHRS(DEU) US Racing - CHRS	13	1:41.227	0.372	0.021	162.6	13:51:27
4	26 J.Dürksen(PAR) R ADAC Formel 4	(T) ADAC Berlin-Brandenburg e.V.(DEU) ADAC Berlin-Brandenburg e.V.	15	1:41.263	0.408	0.036	162.6	13:56:06
5	5 G.Petecof(BRA) ADAC Formel 4	(T) Prema Powerteam SRL(ITA) Prema Powerteam SRL	14	1:41.433	0.578	0.170	162.3	13:55:38
6	16 S.Estner(DEU) ADAC Formel 4	Van Amersfoort Racing(NLD) Van Amersfoort Racing	14	1:41.482	0.627	0.049	162.2	13:52:36
7	10 O.Rasmussen(DNK) ADAC Formel 4	Prema Powerteam SRL(ITA) Prema Powerteam SRL	11	1:41.498	0.643	0.016	162.2	13:50:41
8	7 R.Stanek(CZE) R ADAC Formel 4	US Racing - CHRS(DEU) US Racing - CHRS	16	1:41.510	0.655	0.012	162.2	13:56:10
9	8 L.Alleco Roy(MCO) ADAC Formel 4	Van Amersfoort Racing(NLD) Van Amersfoort Racing	14	1:41.727	0.872	0.217	161.8	13:53:18
10	14 G.Saucy(SUI) ADAC Formel 4	(T) R-ACE GP R-ACE GP	11	1:41.750	0.895	0.023	161.8	13:51:09
11	6 I.Cohen(ISR) ADAC Formel 4	(T) Van Amersfoort Racing(NLD) Van Amersfoort Racing	11	1:41.751	0.896	0.001	161.8	13:51:46
12	3 P.Aron(EST) R ADAC Formel 4	(T) Prema Powerteam SRL(ITA) Prema Powerteam SRL	14	1:41.777	0.922	0.026	161.7	13:55:04
13	28 A.Ghiretti(FRA) ADAC Formel 4	US Racing - CHRS(DEU) US Racing - CHRS	11	1:41.810	0.955	0.033	161.7	13:51:47
14	2 N.Göhler(DEU) R ADAC Formel 4	(T) ADAC Berlin-Brandenburg e.V.(DEU) ADAC Berlin-Brandenburg e.V.	13	1:42.399	1.544	0.589	160.8	13:51:27
15	15 L.Toth(HUN) ADAC Formel 4	R-ACE GP R-ACE GP	14	1:42.763	1.908	0.364	160.2	13:56:32
16	12 K.Thaqi(KOS) R ADAC Formel 4	ADAC Berlin-Brandenburg e.V.(DEU) ADAC Berlin-Brandenburg e.V.	15	1:43.181	2.326	0.418	159.5	13:55:46
Not classified								
44	M.Belov(RUS) ADAC Formel 4	(T) R-ACE GP R-ACE GP						

T =nominated for Team Classification

Subject to final scrutineering!

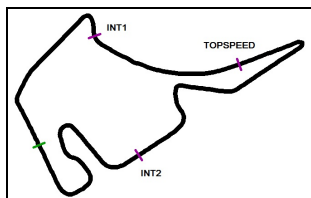
Publication time:	Clerk of the Course: Franz Josef Serr	Timekeeper: Steffen Ruhl
-------------------	---------------------------------------	--------------------------

ver: 1.0

www.adac.de/motorsport

Page 1/ 1 printed: 13.9.2019 13:57





ADAC Formel 4

Class Result List Free Practice 2



Provisional

DMSB Reg. Nr.: DMSB 245/19

Friday, September 13, 2019 13:25:00

Hockenheimring, Length: 4574m

Air temperature: 25.2°C

Track temperature: 29.23°C

Weather condition: Dry

started : 17 classified : 16 not classified : 1

Nr.	Drivers	Team	Lap	Best Time	Gap	Diff	Kph	Day Time
	Car	Competitor						

CLASS: Rookie

Started: 5

Classified: 5

Not Classified: 0

1	26	J.Dürksen(PAR) ADAC Formel 4	ADAC Berlin-Brandenburg e.V.(DEU) ADAC Berlin-Brandenburg e.V.	15	1:41.263			162.6	13:56:06
2	7	R.Stanek(CZE) ADAC Formel 4	US Racing - CHR(S)(DEU) US Racing - CHR(S)	16	1:41.510	0.247	0.247	162.2	13:56:10
3	3	P.Aron(EST) ADAC Formel 4	Prema Powerteam SRL(ITA) Prema Powerteam SRL	14	1:41.777	0.514	0.267	161.7	13:55:04
4	2	N.Göhler(DEU) ADAC Formel 4	ADAC Berlin-Brandenburg e.V.(DEU) ADAC Berlin-Brandenburg e.V.	13	1:42.399	1.136	0.622	160.8	13:51:27
5	12	K.Thaqi(KOS) ADAC Formel 4	ADAC Berlin-Brandenburg e.V.(DEU) ADAC Berlin-Brandenburg e.V.	15	1:43.181	1.918	0.782	159.5	13:55:46

T =nominated for Team Classification

Subject to final scrutineering!

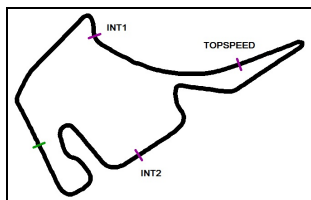
Publication time:	Clerk of the Course: Franz Josef Serr	Timekeeper: Steffen Ruhl
-------------------	---------------------------------------	--------------------------

ver: 1.0

www.adac.de/motorsport

Page 1/ 1 printed: 13.9.2019 13:57





ADAC Formel 4

Sector List Free Practice 2



Provisional

Hockenheimring, Length: 4574m

Air temperature: 25.2°C

Track temperature: 29.23°C

Weather condition: Dry

DMSB Reg. Nr.: DMSB 245/19

Friday, September 13, 2019 13:25:00

Lap	Time	SE1	SP1	SE2	SP2	SE3	SP3	TSP	Lap	Time	SE1	SP1	SE2	SP2	SE3	SP3	TSP
2 Göhler, DEU									theoretical besttime: 1:42.144								
1	2:36.883	1:09.117	145	53.865	169	33.901	181	185	9	1:55.827	22.512	150	51.696	162	41.619	45	225
2	1:47.474	23.864	148	50.325	176	33.285	184	216	10	4:36.175	3:10.636	143	52.504	173	33.035	183	201
3	1:43.988	22.967	148	49.028	180	31.993	183	223	11	1:43.826	23.170	151	48.777	181	31.879	187	224
4	1:46.054	22.784	148	51.222	180	32.048	184	224	12	1:42.493	22.514	152	48.403	181	31.576	187	225
5	1:43.025	22.598	148	48.604	181	31.823	183	225	13	1:42.399	22.382	150	48.462	181	31.555	187	225
6	1:43.017	22.638	148	48.654	180	31.725	185	224	14	1:45.480	23.022	149	50.773	180	31.685	186	199
7	1:42.643	22.536	149	48.610	181	31.497	186	224	15	1:42.464	22.579	150	48.279	180	31.606	186	226
8	1:42.652	22.482	148	48.500	181	31.670	185	225	16	1:42.478	22.368	148	48.484	180	31.626	186	225

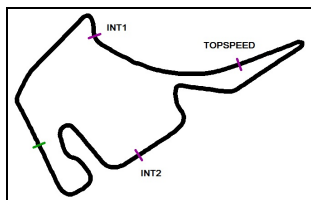
3 Aron, EST									theoretical besttime: 1:41.755								
1	2:03.222	28.532	147	50.900	163	43.790	46	213	8	6:04.690	4:39.269	144	51.926	174	33.495	183	219
2	2:38.187	1:09.365	147	52.837	160	35.985	178	214	9	1:46.164	23.524	149	50.001	178	32.639	176	220
3	1:51.708	23.629	149	53.916	129	34.163	185	201	10	1:48.178	23.188	151	53.023	166	31.967	186	217
4	1:44.554	22.687	149	50.004	180	31.863	184	224	11	1:42.242	22.408	151	48.277	181	31.557	187	224
5	1:42.487	22.478	149	48.518	181	31.491	185	223	12	1:42.125	22.269	150	48.444	181	31.412	186	225
6	1:42.502	22.419	148	48.606	181	31.477	186	224	13	1:41.936	22.280	150	48.289	182	31.367	187	225
7	1:54.535	22.455	150	50.327	175	41.753	54	223	14	1:41.777	22.250	150	48.299	181	31.228	188	225

5 Petecof, BRA									theoretical besttime: 1:41.433								
1	3:27.951	1:56.308	147	51.475	172	40.168	54	209	8	1:51.158	23.208	148	50.295	177	37.655	57	223
2	2:14.730	52.616	148	49.671	177	32.443	184	220	9	5:52.582	4:20.856	135	56.165	168	35.561	180	203
3	1:43.401	22.816	148	48.856	179	31.729	186	223	10	1:47.904	24.367	149	50.590	175	32.947	185	200
4	1:42.742	22.402	147	48.743	180	31.597	184	224	11	1:44.661	23.222	150	49.313	178	32.126	186	219
5	1:42.709	22.433	148	48.672	180	31.604	184	224	12	1:41.737	22.224	150	48.286	182	31.227	187	224
6	1:42.663	22.326	148	48.710	180	31.627	185	223	13	1:41.610	22.227	150	48.222	181	31.161	187	225
7	1:42.555	22.436	148	48.571	180	31.548	185	223	14	1:41.433	22.099	150	48.181	181	31.153	187	225

6 Cohen, ISR									theoretical besttime: 1:41.652								
1	2:17.915	35.365	139	54.350	160	48.200	42	187	8	1:53.243	24.639	145	54.619	172	33.985	186	177
2	3:01.548	1:39.618	147	49.679	178	32.251	185	217	9	1:48.750	22.386	149	53.354	138	33.010	188	224
3	1:43.255	22.589	148	48.755	180	31.911	186	223	10	1:42.205	22.370	150	48.454	181	31.381	187	226
4	1:43.116	22.542	148	48.680	179	31.894	185	224	11	1:41.751	22.143	150	48.388	182	31.220	188	225
5	1:43.160	22.554	148	48.778	179	31.828	184	223	12	1:47.717	22.128	149	49.553	146	36.036	186	225
6	1:49.643	22.575	148	48.801	180	38.267	56	224	13	1:41.826	22.197	149	48.304	181	31.325	187	225
7	7:21.088	5:46.210	134	58.253	133	36.625	177	169									

7 Stanek, CZE									theoretical besttime: 1:41.443								
1	1:58.527	26.339	148	49.992	176	42.196	47	214	9	1:52.573	22.301	151	48.384	181	41.888	39	224
2	2:28.404	1:03.234	150	53.141	173	32.029	182	220	10	4:13.025	2:46.565	142	53.495	173	32.965	182	208
3	1:48.810	22.997	149	53.613	170	32.200	186	223	11	1:44.410	23.274	151	49.479	177	31.657	187	218
4	1:44.523	22.513	149	50.176	179	31.834	185	224	12	1:42.199	22.383	150	48.348	180	31.468	185	224
5	1:43.906	23.633	149	48.585	180	31.688	184	224	13	1:41.552	22.132	151	48.184	182	31.236	187	225
6	1:42.480	22.477	149	48.443	180	31.560	185	224	14	1:41.595	22.122	150	48.305	181	31.168	186	224
7	1:42.232	22.342	149	48.482	181	31.408	186	223	15	1:41.722	22.168	151	48.192	180	31.362	187	225
8	1:42.222	22.381	149	48.316	181	31.525	185	224	16	1:41.510	22.189	150	48.184	181	31.137	187	225

8 Alleco Roy, MCO									theoretical besttime: 1:41.681								
1	2:15.347	46.121	147	54.389	152	34.837	180	190	9	5:11.649	3:39.395	123	56.871	161	35.383	174	173
2	1:47.004	23.161	143	50.483	179	33.360	184	206	10	1:48.670	24.593	145	51.585	174	32.492	186	209
3	1:44.630	22.772	145	49.056	179	32.802	185	221	11	1:42.461	22.580	151	48.465	181	31.416	186	226
4	1:44.604	22.551	148	49.950	177	32.103	184	223	12	1:42.305	22.302	151	48.582	181	31.421	186	223
5	1:43.158	22.711	149	48.808	180	31.639	185	225	13	1:42.007	22.185	150	48.557	181	31.265	187	223
6	1:42.600	22.436	149	48.603	180	31.561	185	224	14	1:41.727	22.049	149	48.511	181	31.167	187	223
7	1:42.962	22.616	150	48.751	180	31.595	184	224	15	1:44.694	22.127	148	48.711	181	33.856	146	224
8	1:48.380	22.798	149	48.751	180	36.831	54	222									



ADAC Formel 4

Sector List Free Practice 2



Provisional

Hockenheimring, Length: 4574m

Air temperature: 25.2°C

Track temperature: 29.23°C

Weather condition: Dry

DMSB Reg. Nr.: DMSB 245/19

Friday, September 13, 2019 13:25:00

Lap	Time	SE1	SP1	SE2	SP2	SE3	SP3	TSP	Lap	Time	SE1	SP1	SE2	SP2	SE3	SP3	TSP
10	Rasmussen, DNK								theoretical besttime: 1:41.498								
1	2:12.496	44.844	140	53.836	167	33.816	180	186	8	7:43.104	6:04.963	114	1:00.140	163	38.001	174	166
2	1:48.213	23.729	147	50.213	173	34.271	184	211	9	1:48.931	24.790	143	51.224	170	32.917	183	218
3	1:43.628	22.646	144	49.287	179	31.695	186	221	10	1:42.923	22.721	149	48.833	180	31.369	187	223
4	1:45.530	22.927	148	50.766	177	31.837	184	224	11	1:41.498	22.026	150	48.433	181	31.039	187	224
5	1:43.008	22.567	147	48.708	180	31.733	185	224	12	1:45.132	22.695	112	50.827	175	31.610	186	219
6	1:42.844	22.373	147	48.876	180	31.595	184	224	13	1:42.063	22.122	148	48.619	180	31.322	186	224
7	1:48.979	22.466	148	48.934	180	37.579	50	223	14	1:41.839	22.097	148	48.504	180	31.238	186	225

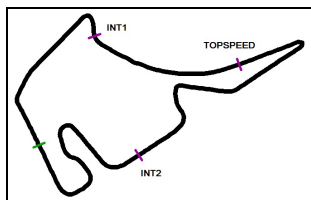
12	Thaqi, KOS								theoretical besttime: 1:43.144								
1	2:44.949	1:14.830	138	55.076	168	35.043	181	194	9	1:52.141	22.590	150	49.014	180	40.537	54	225
2	1:48.250	24.918	146	50.529	177	32.803	183	219	10	5:16.166	3:52.269	142	50.929	175	32.968	185	220
3	1:45.550	23.232	150	49.367	178	32.951	185	223	11	1:44.762	22.813	149	49.293	171	32.656	185	225
4	1:44.341	22.816	148	48.947	180	32.578	184	225	12	1:44.206	22.670	150	49.121	175	32.415	186	225
5	1:44.133	22.927	148	48.887	180	32.319	183	225	13	1:43.305	22.490	149	48.668	181	32.147	186	224
6	1:43.786	22.684	149	48.739	180	32.363	184	224	14	1:43.504	22.425	149	48.891	178	32.188	186	225
7	1:43.876	22.809	147	48.875	180	32.192	185	224	15	1:43.181	22.462	149	48.634	180	32.085	186	225
8	1:43.721	22.677	150	48.855	179	32.189	185	224									

14	Saucy, SUI								theoretical besttime: 1:41.734								
1	2:09.902	42.739	148	51.656	126	35.507	184	216	8	8:25.076	6:54.409	132	56.817	166	33.850	182	173
2	1:43.682	22.993	149	48.961	180	31.728	186	222	9	1:44.294	23.066	153	49.440	175	31.788	186	219
3	1:43.255	22.752	150	48.770	179	31.733	187	223	10	1:42.510	22.396	152	48.644	180	31.470	187	224
4	1:42.619	22.448	150	48.611	181	31.560	186	224	11	1:41.750	22.229	152	48.260	181	31.261	188	225
5	1:42.911	22.627	149	48.719	180	31.565	186	224	12	1:48.859	22.213	151	55.173	180	31.473	187	223
6	1:42.858	22.508	149	48.739	181	31.611	185	224	13	1:42.979	22.735	151	48.581	180	31.663	187	224
7	1:49.869	22.527	150	49.390	180	37.952	47	225	14	1:42.172	22.327	150	48.512	181	31.333	187	223

15	Toth, HUN								theoretical besttime: 1:42.607								
1	2:11.416	31.480	147	52.341	170	47.595	53	193	8	7:16.086	5:45.912	137	56.252	165	33.922	176	172
2	2:53.734	1:31.471	148	49.458	179	32.805	181	217	9	1:49.333	24.516	151	52.701	179	32.116	186	182
3	1:44.580	23.127	148	49.229	179	32.224	184	221	10	1:43.616	22.721	151	49.020	181	31.875	186	223
4	1:43.512	22.664	148	48.979	180	31.869	184	223	11	1:43.419	22.912	150	48.827	180	31.680	186	223
5	1:43.586	22.563	149	48.913	180	32.110	184	223	12	1:42.930	22.533	150	48.790	181	31.607	186	223
6	1:43.296	22.660	149	48.854	180	31.782	185	223	13	1:42.810	22.433	149	48.678	181	31.699	185	224
7	1:51.135	22.577	148	48.774	180	39.784	55	223	14	1:42.763	22.374	150	48.834	179	31.555	186	223

16	Estner, DEU								theoretical besttime: 1:41.323								
1	2:07.021	37.477	146	53.479	163	36.065	177	192	9	4:02.823	2:23.167	128	59.946	150	39.710	163	153
2	1:55.158	25.180	146	51.825	178	38.153	57	179	10	1:53.561	26.553	148	53.545	179	33.463	184	177
3	2:07.453	45.773	148	49.563	180	32.117	186	219	11	1:44.202	23.202	151	48.970	182	32.030	187	222
4	1:43.076	22.493	149	48.760	180	31.823	185	225	12	1:42.238	22.251	151	48.650	181	31.337	188	223
5	1:43.225	22.538	148	48.849	180	31.838	185	222	13	1:41.587	22.127	151	48.277	182	31.183	188	224
6	1:42.885	22.378	148	48.802	180	31.705	185	222	14	1:41.482	22.056	150	48.338	182	31.088	188	224
7	1:42.755	22.326	148	48.683	180	31.746	186	222	15	1:41.523	22.109	151	48.210	182	31.204	188	224
8	1:48.528	22.478	149	48.819	181	37.231	53	221	16	1:41.496	22.025	150	48.324	181	31.147	188	223

17	Leclerc, MCO								theoretical besttime: 1:41.059								
1	1:53.597	24.668	147	49.970	176	38.959	48	211	9	5:06.536	3:42.863	145	50.742	175	32.931	184	222
2	2:12.703	50.831	148	49.176	180	32.696	185	218	10	1:46.661	22.776	151	48.940	178	34.945	186	221
3	1:43.140	22.764	150	48.676	180	31.700	186	222	11	1:42.040	22.441	151	48.271	181	31.328	188	225
4	1:45.376	23.224	150	48.424	180	33.728	186	224	12	1:41.350	22.175	151	48.066	181	31.109	188	225
5	1:42.464	22.562	150	48.397	180	31.505	185	225	13	1:41.227	21.981	151	47.969	182	31.277	188	227
6	1:42.280	22.330	150	48.389	181	31.561	186	225	14	1:43.847	23.262	151	48.430	180	32.155	188	226
7	1:42.087	22.267	150	48.328	181	31.492	185	226	15	1:41.327	22.067	150	48.086	181	31.174	187	226
8	1:47.905	22.416	150	48.261	180	37.228	54	226	16	1:41.413	22.046	151	48.160	181	31.207	188	226



ADAC Formel 4

Sector List Free Practice 2



Provisional

Hockenheimring, Length: 4574m

Air temperature: 25.2°C

Track temperature: 29.23°C

Weather condition: Dry

DMSB Reg. Nr.: DMSB 245/19

Friday, September 13, 2019 13:25:00

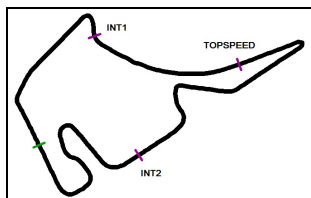
Lap	Time	SE1	SP1	SE2	SP2	SE3	SP3	TSP	Lap	Time	SE1	SP1	SE2	SP2	SE3	SP3	TSP
21	Pourchaire, FRA								theoretical besttime: 1:41.168								
1	2:06.684	28.998	147	51.382	167	46.304	55	218	8	1:46.417	23.011	150	48.964	180	34.442	185	220
2	2:40.947	1:17.108	148	48.921	180	34.918	184	217	9	1:41.930	22.353	150	48.387	182	31.190	187	224
3	1:43.175	22.654	149	48.783	180	31.738	184	221	10	1:41.558	22.045	151	48.250	181	31.263	186	223
4	1:42.164	22.339	149	48.416	181	31.409	185	223	11	1:41.206	22.037	150	48.118	182	31.051	186	224
5	1:41.967	22.307	149	48.423	181	31.237	185	223	12	1:46.711	22.069	151	51.930	176	32.712	187	202
6	1:49.897	22.183	149	48.705	181	39.009	56	224	13	1:41.398	21.999	150	48.272	181	31.127	187	224
7	7:40.682	6:13.454	132	53.464	173	33.764	181	190	14	1:41.386	22.053	150	48.217	181	31.116	186	224

Lap	Time	SE1	SP1	SE2	SP2	SE3	SP3	TSP	Lap	Time	SE1	SP1	SE2	SP2	SE3	SP3	TSP
26	Dürksen, PAR								theoretical besttime: 1:41.131								
1	2:07.083	38.896	144	54.066	144	34.121	184	183	9	1:43.500	22.995	151	48.841	178	31.664	187	225
2	1:44.044	23.131	149	48.941	179	31.972	186	221	10	1:41.583	22.164	151	48.232	181	31.187	189	225
3	1:43.331	22.564	148	48.965	180	31.802	187	223	11	1:41.268	22.042	151	48.119	182	31.107	189	225
4	1:42.977	22.772	148	48.679	180	31.526	186	223	12	1:41.367	22.089	151	48.002	182	31.276	189	225
5	1:42.606	22.449	150	48.558	181	31.599	185	224	13	1:44.908	22.208	150	48.233	175	34.467	187	226
6	1:42.425	22.362	149	48.588	180	31.475	186	224	14	1:41.800	22.270	150	48.041	182	31.489	188	225
7	1:48.780	22.352	149	48.748	181	37.680	53	224	15	1:41.263	22.061	150	48.115	181	31.087	189	225
8	6:38.854	5:12.775	138	53.044	175	33.035	185	177									

Lap	Time	SE1	SP1	SE2	SP2	SE3	SP3	TSP	Lap	Time	SE1	SP1	SE2	SP2	SE3	SP3	TSP
28	Ghiretti, FRA								theoretical besttime: 1:41.754								
1	2:09.393	29.416	149	51.309	158	48.668	49	216	8	1:45.578	23.065	152	49.334	181	33.179	186	223
2	2:47.321	1:25.641	148	49.446	178	32.234	183	218	9	1:48.644	23.665	151	52.601	173	32.378	187	224
3	1:43.758	22.769	149	49.132	179	31.857	184	220	10	1:41.995	22.407	151	48.341	181	31.247	186	225
4	1:43.149	22.529	150	48.873	179	31.747	184	221	11	1:41.810	22.236	151	48.271	182	31.303	187	225
5	1:44.456	23.683	147	48.982	180	31.791	184	221	12	1:50.244	22.341	143	50.654	151	37.249	186	224
6	1:53.942	22.957	151	50.722	176	40.263	56	223	13	1:41.863	22.284	150	48.322	182	31.257	187	224
7	7:47.268	6:23.797	146	50.919	177	32.552	183	222									

Lap	Time	SE1	SP1	SE2	SP2	SE3	SP3	TSP	Lap	Time	SE1	SP1	SE2	SP2	SE3	SP3	TSP
44	Belov, RUS								theoretical besttime: 1:42.750								
1	2:20.619	40.856	148	50.438	177	49.325	39	213	4	4:26.013	3:03.107	147	51.171	180	31.735	187	180
2	3:05.059	1:43.650	148	49.380	177	32.029	184	218	5	1:47.951	22.424	148	48.591	182	36.936	54	225
3	2:51.844	1:01.190	99	1:08.066	144	42.588	53	148									

Lap	Time	SE1	SP1	SE2	SP2	SE3	SP3	TSP	Lap	Time	SE1	SP1	SE2	SP2	SE3	SP3	TSP
62	Hauger, NOR								theoretical besttime: 1:40.743								
1	2:16.614	36.556	137	52.782	162	47.276	43	203	8	5:48.566	4:13.371	133	58.792	138	36.403	175	162
2	2:57.301	1:34.220	148	51.289	180	31.792	187	208	9	1:54.132	24.957	145	54.786	171	34.389	166	178
3	1:42.285	22.472	150	48.437	181	31.376	187	223	10	1:47.982	23.942	151	52.265	182	31.775	189	225
4	1:41.800	22.186	150	48.146	182	31.468	186	225	11	1:41.552	22.343	151	48.108	183	31.101	189	225
5	1:42.260	22.497	150	48.424	182	31.339	186	225	12	1:41.002	21.969	152	48.006	183	31.027	189	225
6	1:41.590	22.177	151	48.133	183	31.280	187	226	13	1:40.932	21.958	151	48.018	183	30.956	189	225
7	1:48.485	22.194	150	48.454	182	37.837	54	226	14	1:40.855	21.977	151	47.829	183	31.049	189	226



ADAC Formel 4

Top speed list Free Practice 2



Provisional

DMSB Reg. Nr.: DMSB 245/19

Friday, September 13, 2019 13:25:00

Hockenheimring, Length: 4574m

Air temperature: 25.2°C

Track temperature: 29.23°C

Weather condition: Dry

#	Name (NAT)	Team	Car name	Speed	Lap	Race time
17	Arthur Leclerc (MCO)	US Racing - CHR5 (DEU)	ADAC Formel 4	227.36	13	25:22.345
6	Ido Cohen (ISR)	Van Amersfoort Racing (NLD)	ADAC Formel 4	226.89	10	23:58.351
62	Dennis Hauger (NOR)	Van Amersfoort Racing (NLD)	ADAC Formel 4	226.89	14	29:00.674
8	Lucas Alleco Roy (MCO)	Van Amersfoort Racing (NLD)	ADAC Formel 4	226.41	11	22:05.830
26	Joshua Dürksen (PAR)	ADAC Berlin-Brandenburg e.V. (DEU)	ADAC Formel 4	226.41	13	26:34.294
2	Nico Göhler (DEU)	ADAC Berlin-Brandenburg e.V. (DEU)	ADAC Formel 4	226.41	15	28:48.781
12	Kristian Thaqi (KOS)	ADAC Berlin-Brandenburg e.V. (DEU)	ADAC Formel 4	225.46	5	8:40.410
14	Gregoire Saucy (SUI)	R-ACE GP	ADAC Formel 4	225.46	11	25:03.513
3	Paul Aron (EST)	Prema Powerteam SRL (ITA)	ADAC Formel 4	225.46	12	25:35.058
7	Roman Stanek (CZE)	US Racing - CHR5 (DEU)	ADAC Formel 4	225.46	15	28:22.928
16	Sebastian Estner (DEU)	Van Amersfoort Racing (NLD)	ADAC Formel 4	225.00	4	6:46.491
44	Michael Belov (RUS)	R-ACE GP	ADAC Formel 4	225.00	5	13:20.333
28	Alessandro Ghiretti (FRA)	US Racing - CHR5 (DEU)	ADAC Formel 4	225.00	10	24:00.223
5	Gianluca Petecof (BRA)	Prema Powerteam SRL (ITA)	ADAC Formel 4	225.00	13	27:51.360
10	Oliver Rasmussen (DNK)	Prema Powerteam SRL (ITA)	ADAC Formel 4	225.00	14	29:44.862
21	Theo Pourchaire (FRA)	US Racing - CHR5 (DEU)	ADAC Formel 4	224.53	11	25:11.803
15	Laszlo Toth (HUN)	R-ACE GP	ADAC Formel 4	224.06	13	28:43.480