

ADAC Formel 4

Result List Free Practice 1



Provisional

DMSB Reg. Nr.: DMSB 245/19

Friday, September 13, 2019 9:00:00

Hockenheimring, Length: 4574m

Air temperature: 20.1°C

Track temperature: 16.9°C

Weather condition: Dry

started : 17 classified : 17 not classified : 0

Nr.	Drivers	Team	Lap	Best Time	Gap	Diff	Kph	Day Time
Cl.	Car	Competitor						
1	62 D.Hauger(NOR) ADAC Formel 4	(T) Van Amersfoort Racing(NLD) Van Amersfoort Racing	15	1:41.281			162.5	9:30:37
2	21 T.Pourchaire(FRA) ADAC Formel 4	(T) US Racing - CHRS(DEU) US Racing - CHRS	14	1:41.407	0.126	0.126	162.3	9:31:29
3	44 M.Belov(RUS) ADAC Formel 4	(T) R-ACE GP R-ACE GP	13	1:41.856	0.575	0.449	161.6	9:26:09
4	26 J.Dürksen(PAR) R ADAC Formel 4	(T) ADAC Berlin-Brandenburg e.V.(DEU) ADAC Berlin-Brandenburg e.V.	11	1:41.868	0.587	0.012	161.6	9:23:57
5	17 A.Leclerc(MCO) ADAC Formel 4	(T) US Racing - CHRS(DEU) US Racing - CHRS	14	1:41.907	0.626	0.039	161.5	9:29:13
6	3 P.Aron(EST) R ADAC Formel 4	(T) Prema Powerteam SRL(ITA) Prema Powerteam SRL	14	1:42.031	0.750	0.124	161.3	9:30:45
7	10 O.Rasmussen(DNK) ADAC Formel 4	Prema Powerteam SRL(ITA) Prema Powerteam SRL	12	1:42.152	0.871	0.121	161.1	9:27:24
8	5 G.Petecof(BRA) ADAC Formel 4	(T) Prema Powerteam SRL(ITA) Prema Powerteam SRL	13	1:42.173	0.892	0.021	161.1	9:31:38
9	28 A.Ghiretti(FRA) ADAC Formel 4	US Racing - CHRS(DEU) US Racing - CHRS	14	1:42.174	0.893	0.001	161.1	9:29:32
10	14 G.Saucy(SUI) ADAC Formel 4	(T) R-ACE GP R-ACE GP	15	1:42.233	0.952	0.059	161.0	9:30:03
11	6 I.Cohen(ISR) ADAC Formel 4	(T) Van Amersfoort Racing(NLD) Van Amersfoort Racing	14	1:42.274	0.993	0.041	161.0	9:29:39
12	7 R.Stanek(CZE) R ADAC Formel 4	US Racing - CHRS(DEU) US Racing - CHRS	15	1:42.311	1.030	0.037	160.9	9:31:07
13	16 S.Estner(DEU) ADAC Formel 4	Van Amersfoort Racing(NLD) Van Amersfoort Racing	13	1:42.407	1.126	0.096	160.7	9:27:51
14	8 L.Alleco Roy(MCO) ADAC Formel 4	Van Amersfoort Racing(NLD) Van Amersfoort Racing	13	1:42.688	1.407	0.281	160.3	9:27:36
15	2 N.Göhler(DEU) R ADAC Formel 4	(T) ADAC Berlin-Brandenburg e.V.(DEU) ADAC Berlin-Brandenburg e.V.	14	1:43.053	1.772	0.365	159.7	9:27:18
16	15 L.Toth(HUN) ADAC Formel 4	R-ACE GP R-ACE GP	8	1:43.373	2.092	0.320	159.2	9:15:12
17	12 K.Thaqi(KOS) ADAC Formel 4	ADAC Berlin-Brandenburg e.V.(DEU) ADAC Berlin-Brandenburg e.V.	15	1:43.452	2.171	0.079	159.1	9:30:52

T =nominated for Team Classification

Subject to final scrutineering!

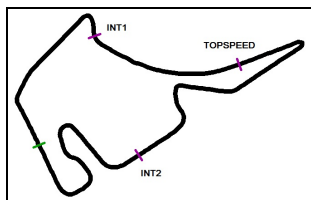
Publication time:	Clerk of the Course: Franz Josef Serr	Timekeeper: Steffen Ruhl
-------------------	---------------------------------------	--------------------------

ver: 1.0

www.adac.de/motorsport

Page 1/ 1 printed: 13.9.2019 9:33





ADAC Formel 4

Sector List Free Practice 1



Provisional

Hockenheimring, Length: 4574m

Air temperature: 20.1°C

Track temperature: 16.9°C

Weather condition: Dry

DMSB Reg. Nr.: DMSB 245/19

Friday, September 13, 2019 9:00:00

Lap	Time	SE1	SP1	SE2	SP2	SE3	SP3	TSP	Lap	Time	SE1	SP1	SE2	SP2	SE3	SP3	TSP
2	Göhler, DEU								theoretical besttime: 1:42.949								
1	1:56.410	28.272	146	53.384	170	34.754	178	207	9	1:43.461	22.887	149	48.854	180	31.720	184	222
2	1:48.393	24.402	148	50.600	176	33.391	184	208	10	1:58.764	23.036	149	49.668	178	46.060	45	222
3	1:45.438	23.592	147	49.400	178	32.446	186	221	11	4:11.915	2:50.422	147	49.397	177	32.096	186	221
4	1:44.442	23.094	147	49.128	180	32.220	185	221	12	1:43.447	22.802	149	48.806	180	31.839	186	225
5	1:44.612	23.480	148	48.973	180	32.159	186	221	13	1:43.744	22.967	149	48.924	180	31.853	186	222
6	1:44.910	24.096	148	48.776	181	32.038	186	225	14	1:43.053	22.682	150	48.582	181	31.789	187	223
7	1:43.706	22.815	148	48.795	180	32.096	186	224	15	1:43.191	22.757	150	48.547	182	31.887	185	224
8	1:45.126	24.110	149	48.907	181	32.109	186	224	16	1:46.804	23.346	149	51.447	181	32.011	171	204

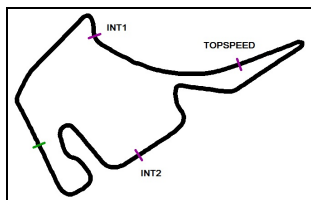
3	Aron, EST								theoretical besttime: 1:42.015								
1	4:27.629	3:00.038	138	53.537	165	34.054	180	197	8	1:52.581	23.157	148	48.737	182	40.687	55	223
2	1:49.548	24.232	147	52.027	172	33.289	182	203	9	5:13.322	3:50.572	145	50.738	175	32.012	187	213
3	1:51.756	23.512	146	51.985	157	36.259	186	208	10	1:42.894	22.485	148	48.740	183	31.669	186	223
4	1:44.077	22.830	148	49.021	181	32.226	185	220	11	1:42.369	22.244	148	48.434	183	31.691	189	224
5	1:43.694	22.728	143	48.941	181	32.025	185	222	12	1:42.883	23.025	149	48.389	183	31.469	186	228
6	1:47.122	22.473	148	51.057	131	33.592	185	220	13	1:42.200	22.343	149	48.406	183	31.451	186	224
7	1:42.927	22.478	148	48.702	182	31.747	186	222	14	1:42.031	22.260	148	48.365	182	31.406	187	222

5	Petecof, BRA								theoretical besttime: 1:42.173								
1	4:21.400	2:47.588	135	57.342	161	36.470	176	198	8	1:55.410	23.192	134	51.183	175	41.035	55	216
2	1:54.963	25.339	145	55.979	173	33.645	181	170	9	7:43.650	6:20.738	148	50.501	179	32.411	186	212
3	1:46.546	23.430	145	49.855	177	33.261	183	214	10	1:43.064	22.569	149	48.663	181	31.832	187	220
4	1:49.045	23.106	147	53.323	175	32.616	184	219	11	1:42.536	22.365	149	48.582	182	31.589	186	221
5	1:49.373	22.892	147	49.655	129	36.826	184	219	12	1:42.378	22.347	149	48.526	182	31.505	187	222
6	1:43.701	22.784	148	48.940	181	31.977	184	221	13	1:42.173	22.225	149	48.485	181	31.463	185	221
7	1:43.215	22.590	148	48.761	182	31.864	184	224									

6	Cohen, ISR								theoretical besttime: 1:42.236								
1	2:02.795	34.432	141	53.754	172	34.609	176	197	9	1:43.021	22.522	148	48.709	180	31.790	187	224
2	1:48.609	24.293	146	50.951	177	33.365	187	201	10	1:42.566	22.257	150	48.521	181	31.788	186	224
3	1:44.103	22.880	148	49.092	180	32.131	187	224	11	1:42.535	22.261	150	48.593	181	31.681	186	224
4	1:43.485	22.547	147	48.979	180	31.959	187	225	12	1:42.556	22.384	150	48.526	180	31.646	187	224
5	1:43.090	22.471	149	48.625	181	31.994	188	227	13	1:42.526	22.265	147	48.678	181	31.583	187	223
6	1:51.845	22.358	150	48.599	179	40.888	56	231	14	1:42.274	22.295	149	48.471	181	31.508	187	224
7	6:40.674	5:09.774	140	55.243	173	35.657	172	174	15	1:43.955	23.418	149	48.538	181	31.999	186	223
8	1:48.262	23.958	144	51.954	177	32.350	188	212									

7	Stanek, CZE								theoretical besttime: 1:42.299								
1	2:16.264	40.791	146	52.641	170	42.832	55	203	9	1:50.154	22.641	150	48.913	178	38.600	56	222
2	2:41.711	1:17.956	146	50.404	175	33.351	181	217	10	5:16.585	3:50.379	149	52.379	176	33.827	186	213
3	1:45.806	23.714	150	49.528	178	32.564	185	218	11	1:44.906	23.074	150	49.929	181	31.903	187	221
4	1:47.134	23.397	148	51.316	178	32.421	185	220	12	1:42.832	22.464	149	48.716	181	31.652	187	222
5	1:44.128	23.047	149	48.941	179	32.140	185	221	13	1:42.639	22.492	149	48.558	182	31.589	188	222
6	1:43.497	22.773	149	48.826	180	31.898	186	222	14	1:42.438	22.344	150	48.469	181	31.625	188	223
7	1:43.055	22.704	150	48.626	181	31.725	186	221	15	1:42.311	22.356	150	48.448	182	31.507	188	223
8	1:42.864	22.456	150	48.596	181	31.812	186	221									

8	Alleco Roy, MCO								theoretical besttime: 1:42.589								
1	2:16.228	44.253	127	56.608	167	35.367	180	195	9	6:08.129	4:45.603	140	50.215	178	32.311	183	216
2	1:48.370	23.671	141	50.971	170	33.728	182	205	10	1:43.423	22.624	147	48.928	180	31.871	184	221
3	1:45.545	23.106	147	49.794	177	32.645	185	216	11	1:43.201	22.378	148	48.997	181	31.826	185	220
4	1:44.309	22.798	145	49.305	180	32.206	185	219	12	1:42.869	22.387	146	48.804	180	31.678	187	222
5	1:43.851	22.656	148	49.194	179	32.001	186	220	13	1:42.688	22.349	150	48.688	180	31.651	185	222
6	1:43.431	22.643	148	48.854	180	31.934	185	221	14	1:43.839	22.446	149	49.137	175	32.256	184	224
7	1:43.232	22.591	149	48.676	180	31.965	185	221	15	1:42.731	22.491	149	48.591	180	31.649	187	222
8	1:50.534	22.476	148	49.483	176	38.575	54	219									



ADAC Formel 4

Sector List Free Practice 1



Provisional

DMSB Reg. Nr.: DMSB 245/19

Friday, September 13, 2019 9:00:00

Hockenheimring, Length: 4574m

Air temperature: 20.1°C

Track temperature: 16.9°C

Weather condition: Dry

Lap	Time	SE1	SP1	SE2	SP2	SE3	SP3	TSP	Lap	Time	SE1	SP1	SE2	SP2	SE3	SP3	TSP
10	Rasmussen, DNK								theoretical besttime: 1:42.097								
1	4:34.393	3:03.349	130	56.300	149	34.744	180	179	8	1:42.330	22.205	147	48.600	181	31.525	185	222
2	1:46.504	23.931	145	49.950	175	32.623	184	218	9	1:48.342	22.280	147	48.844	180	37.218	46	220
3	1:54.510	23.022	145	49.974	145	41.514	184	216	10	5:18.606	3:51.459	147	49.697	166	37.450	185	215
4	1:44.083	22.726	144	49.397	180	31.960	185	221	11	1:42.563	22.489	148	48.644	181	31.430	186	222
5	1:43.297	22.512	147	48.954	180	31.831	186	223	12	1:42.152	22.260	148	48.467	182	31.425	188	223
6	1:44.818	22.698	146	50.237	181	31.883	187	222	13	1:42.877	22.363	148	48.632	181	31.882	187	224
7	1:42.448	22.375	148	48.623	182	31.450	186	221	14	1:42.472	22.230	148	48.704	182	31.538	187	222

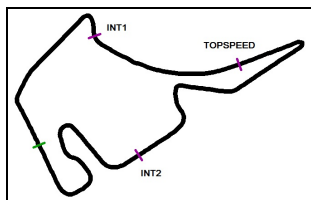
12	Thaqi, KOS								theoretical besttime: 1:43.169								
1	2:47.472	1:15.212	131	56.093	165	36.167	179	200	9	1:47.228	22.679	149	51.415	174	33.134	186	224
2	1:50.872	25.343	136	51.115	174	34.414	183	219	10	1:52.472	22.932	149	49.103	180	40.437	53	221
3	1:47.354	24.151	147	49.630	176	33.573	184	222	11	5:00.262	3:35.652	147	51.871	177	32.739	186	221
4	1:46.186	23.367	150	49.445	178	33.374	186	224	12	1:44.117	22.791	148	48.981	180	32.345	186	223
5	1:46.009	23.058	150	49.982	177	32.969	184	225	13	1:45.755	22.780	147	50.369	177	32.606	185	223
6	1:44.277	23.007	148	48.808	180	32.462	186	225	14	1:44.507	23.226	149	49.124	179	32.157	187	213
7	1:47.728	23.659	150	51.511	180	32.558	187	218	15	1:43.452	22.540	147	48.901	181	32.011	187	225
8	1:43.823	22.795	149	48.618	181	32.410	187	225									

14	Saucy, SUI								theoretical besttime: 1:42.100								
1	2:17.072	37.408	135	1:00.927	134	38.737	150	161	9	1:52.775	22.577	149	51.271	182	38.927	52	225
2	2:04.758	26.902	143	1:01.743	155	36.113	165	159	10	4:21.745	3:00.645	149	49.323	182	31.777	187	220
3	1:48.970	25.494	150	50.210	180	33.266	141	220	11	1:43.082	22.616	150	48.826	182	31.640	186	222
4	2:00.276	29.577	123	57.329	172	33.370	187	164	12	1:42.470	22.441	151	48.605	182	31.424	187	223
5	1:44.523	23.233	148	49.105	180	32.185	186	222	13	1:42.893	22.724	150	48.730	183	31.439	187	223
6	1:52.750	23.827	150	55.720	165	33.203	185	224	14	1:42.365	22.337	151	48.667	182	31.361	187	222
7	1:44.018	23.398	150	48.874	182	31.746	186	221	15	1:42.233	22.325	151	48.414	183	31.494	186	223
8	1:43.008	22.833	150	48.637	182	31.538	187	224									

15	Toth, HUN								theoretical besttime: 1:43.195								
1	2:20.484	48.596	143	56.089	167	35.799	169	180	6	1:43.826	22.758	149	49.105	182	31.963	187	225
2	1:57.766	26.366	148	55.983	162	35.417	182	176	7	1:44.196	22.840	148	49.353	181	32.003	185	224
3	1:56.635	24.815	147	56.612	179	35.208	185	162	8	1:43.373	22.686	147	48.907	182	31.780	186	224
4	1:51.575	23.003	149	51.211	103	37.361	179	221	9	1:50.222	22.508	150	49.092	181	38.622	54	223
5	1:53.968	29.711	104	52.190	180	32.067	187	219	10								

16	Estner, DEU								theoretical besttime: 1:42.196								
1	1:58.867	29.469	139	55.342	173	34.056	172	181	9	6:40.826	5:15.952	147	52.483	180	32.391	185	178
2	1:48.731	24.670	146	51.136	176	32.925	183	183	10	1:43.360	22.667	149	48.965	181	31.728	187	221
3	1:45.434	23.257	146	49.507	179	32.670	184	218	11	1:42.525	22.271	149	48.682	182	31.572	188	224
4	1:44.697	22.861	148	49.548	179	32.288	186	220	12	1:42.555	22.307	150	48.353	183	31.895	188	225
5	1:43.868	22.895	148	48.852	180	32.121	186	221	13	1:42.407	22.273	150	48.478	181	31.656	187	224
6	1:43.993	22.489	150	49.242	180	32.262	186	224	14	1:42.687	22.333	150	48.593	182	31.761	187	224
7	1:42.871	22.432	148	48.647	181	31.792	188	223	15	1:42.652	22.431	150	48.559	182	31.662	187	224
8	1:50.129	22.345	149	49.172	179	38.612	54	218									

17	Leclerc, MCO								theoretical besttime: 1:41.706								
1	2:10.217	37.761	145	51.403	166	41.053	55	212	9	1:42.194	22.335	151	48.448	181	31.411	186	222
2	2:18.219	56.077	147	49.665	179	32.477	186	218	10	1:48.267	23.051	150	48.651	181	36.565	55	221
3	1:45.207	23.786	150	49.266	180	32.155	187	217	11	5:45.322	4:22.273	150	51.206	179	31.843	187	223
4	1:44.109	23.165	149	49.068	181	31.876	186	220	12	1:42.264	22.353	151	48.334	182	31.577	187	223
5	1:43.309	22.789	150	48.808	182	31.712	187	221	13	1:41.974	22.428	151	48.179	183	31.367	188	224
6	1:44.060	22.962	150	48.663	182	32.435	174	222	14	1:41.907	22.337	151	48.071	183	31.499	188	226
7	1:43.079	22.817	150	48.645	181	31.617	186	222	15	1:42.034	22.529	151	48.004	181	31.501	187	225
8	1:42.512	22.493	150	48.586	182	31.433	187	222									



ADAC Formel 4

Sector List Free Practice 1



Provisional

Hockenheimring, Length: 4574m

Air temperature: 20.1°C

Track temperature: 16.9°C

Weather condition: Dry

DMSB Reg. Nr.: DMSB 245/19

Friday, September 13, 2019 9:00:00

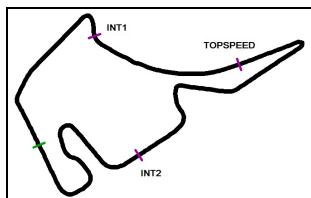
Lap	Time	SE1	SP1	SE2	SP2	SE3	SP3	TSP	Lap	Time	SE1	SP1	SE2	SP2	SE3	SP3	TSP
21	Pourchaire, FRA								theoretical besttime: 1:41.399								
1	2:24.980	47.610	142	51.258	176	46.112	56	214	8	7:20.684	5:59.794	148	49.127	180	31.763	186	219
2	2:46.764	1:19.399	144	53.193	175	34.172	184	185	9	1:42.646	22.462	150	48.654	180	31.530	187	220
3	1:44.184	23.012	150	49.173	180	31.999	185	219	10	1:42.129	22.333	150	48.475	182	31.321	187	220
4	1:42.993	22.547	149	48.707	181	31.739	187	220	11	1:41.863	22.270	151	48.334	182	31.259	187	221
5	1:42.667	22.579	150	48.541	182	31.547	186	221	12	1:41.696	22.178	151	48.267	182	31.251	187	222
6	1:42.230	22.280	150	48.479	181	31.471	186	222	13	1:41.659	22.113	151	48.371	182	31.175	188	223
7	1:53.011	22.215	150	51.510	177	39.286	56	222	14	1:41.407	22.121	150	48.120	182	31.166	187	223

Lap	Time	SE1	SP1	SE2	SP2	SE3	SP3	TSP	Lap	Time	SE1	SP1	SE2	SP2	SE3	SP3	TSP
26	Dürksen, PAR								theoretical besttime: 1:41.759								
1	2:18.383	50.153	147	52.999	151	35.231	178	210	9	5:56.469	4:32.907	149	51.673	178	31.889	188	189
2	1:50.315	24.577	149	51.523	173	34.215	187	197	10	1:42.360	22.357	149	48.454	181	31.549	189	223
3	1:46.475	23.131	150	49.077	176	34.267	188	222	11	1:41.868	22.274	150	48.190	182	31.404	189	225
4	1:43.525	22.697	150	48.753	181	32.075	187	224	12	1:41.925	22.294	151	48.142	183	31.489	190	226
5	1:42.944	22.661	150	48.493	182	31.790	189	223	13	1:49.700	22.437	151	54.085	170	33.178	187	167
6	1:42.539	22.461	149	48.428	181	31.650	188	225	14	1:42.083	22.366	150	48.207	182	31.510	187	226
7	1:42.807	22.399	149	48.414	181	31.994	188	225	15	1:42.133	22.213	151	48.417	182	31.503	186	225
8	1:49.409	22.655	149	48.339	182	38.415	53	224									

Lap	Time	SE1	SP1	SE2	SP2	SE3	SP3	TSP	Lap	Time	SE1	SP1	SE2	SP2	SE3	SP3	TSP
28	Ghiretti, FRA								theoretical besttime: 1:42.167								
1	2:12.260	38.761	146	52.865	167	40.634	54	204	9	1:55.809	24.547	141	50.112	180	41.150	54	219
2	2:32.047	1:08.812	147	50.570	175	32.665	183	216	10	5:41.350	4:20.050	148	49.585	180	31.715	185	218
3	1:44.555	23.071	148	49.333	179	32.151	184	219	11	1:42.686	22.411	149	48.830	180	31.445	185	219
4	1:43.679	22.791	147	49.030	181	31.858	186	221	12	1:42.350	22.386	149	48.640	181	31.324	187	220
5	1:43.455	22.706	150	48.826	180	31.923	187	226	13	1:42.365	22.347	150	48.641	181	31.377	187	219
6	1:43.254	22.668	149	48.723	181	31.863	186	221	14	1:42.174	22.282	150	48.561	181	31.331	186	220
7	1:42.712	22.562	149	48.663	181	31.487	186	221	15	1:42.928	22.389	144	49.145	181	31.394	185	219
8	1:42.700	22.436	149	48.730	180	31.534	185	220									

Lap	Time	SE1	SP1	SE2	SP2	SE3	SP3	TSP	Lap	Time	SE1	SP1	SE2	SP2	SE3	SP3	TSP
44	Belov, RUS								theoretical besttime: 1:41.688								
1	2:17.423	46.680	140	55.583	161	35.160	168	187	9	1:49.476	22.403	149	48.496	181	38.577	47	223
2	1:55.362	25.116	144	55.239	156	35.007	168	200	10	4:10.914	2:49.804	148	49.341	181	31.769	187	220
3	1:56.319	25.344	148	54.705	155	36.270	133	196	11	1:42.222	22.394	150	48.229	183	31.599	185	225
4	2:01.502	27.138	131	1:00.712	152	33.652	184	164	12	1:42.117	22.323	150	48.354	183	31.440	188	225
5	1:43.553	22.705	149	48.873	182	31.975	187	224	13	1:41.856	22.254	150	48.123	183	31.479	189	225
6	1:43.092	22.499	149	48.624	183	31.969	187	225	14	1:42.533	22.125	151	48.758	183	31.650	186	228
7	1:42.659	22.452	150	48.508	183	31.699	187	227	15	1:42.343	22.396	151	48.329	183	31.618	187	227
8	1:42.314	22.357	150	48.475	183	31.482	188	223	16	1:42.428	22.343	149	48.327	183	31.758	188	227

Lap	Time	SE1	SP1	SE2	SP2	SE3	SP3	TSP	Lap	Time	SE1	SP1	SE2	SP2	SE3	SP3	TSP
62	Hauger, NOR								theoretical besttime: 1:41.281								
1	2:02.101	33.207	132	53.278	169	35.616	180	203	9	1:48.929	22.154	150	48.392	182	38.383	54	223
2	1:47.724	24.111	148	50.936	179	32.677	185	201	10	6:00.029	4:37.486	149	50.602	178	31.941	188	204
3	1:43.922	22.840	149	48.895	180	32.187	187	222	11	1:41.721	22.176	150	48.296	183	31.249	190	223
4	1:42.984	22.548	150	48.618	181	31.818	188	227	12	1:41.487	22.061	151	48.158	183	31.268	190	223
5	1:42.910	22.714	150	48.344	182	31.852	189	224	13	1:54.733	24.253	129	57.231	168	33.249	188	193
6	1:43.449	22.971	151	48.693	182	31.785	187	222	14	1:41.621	22.204	150	48.147	183	31.270	189	223
7	1:42.036	22.328	151	48.368	182	31.340	188	223	15	1:41.281	22.054	150	48.073	183	31.154	190	224
8	1:41.729	22.149	151	48.235	182	31.345	189	223									



ADAC Formel 4

Top speed list Free Practice 1



Provisional

DMSB Reg. Nr.: DMSB 245/19

Friday, September 13, 2019 9:00:00

Hockenheimring, Length: 4574m

Air temperature: 20.1°C

Track temperature: 16.9°C

Weather condition: Dry

#	Name (NAT)	Team	Car name	Speed	Lap	Race time
6	Ido Cohen (ISR)	Van Amersfoort Racing (NLD)	ADAC Formel 4	231.26	6	9:38.595
3	Paul Aron (EST)	Prema Powerteam SRL (ITA)	ADAC Formel 4	228.81	12	26:15.169
44	Michael Belov (RUS)	R-ACE GP	ADAC Formel 4	228.32	14	26:45.119
62	Dennis Hauger (NOR)	Van Amersfoort Racing (NLD)	ADAC Formel 4	227.36	4	6:10.533
28	Alessandro Ghiretti (FRA)	US Racing - CHRS (DEU)	ADAC Formel 4	226.89	5	8:49.596
26	Joshua Dürksen (PAR)	ADAC Berlin-Brandenburg e.V. (DEU)	ADAC Formel 4	226.89	14	28:05.364
17	Arthur Leclerc (MCO)	US Racing - CHRS (DEU)	ADAC Formel 4	226.89	14	28:07.311
12	Kristian Thaqi (KOS)	ADAC Berlin-Brandenburg e.V. (DEU)	ADAC Formel 4	225.94	5	8:49.332
2	Nico Göhler (DEU)	ADAC Berlin-Brandenburg e.V. (DEU)	ADAC Formel 4	225.46	6	9:37.792
16	Sebastian Estner (DEU)	Van Amersfoort Racing (NLD)	ADAC Formel 4	225.46	12	25:01.919
15	Laszlo Toth (HUN)	R-ACE GP	ADAC Formel 4	225.00	6	10:37.586
14	Gregoire Saucy (SUI)	R-ACE GP	ADAC Formel 4	225.00	9	15:52.374
5	Gianluca Petecof (BRA)	Prema Powerteam SRL (ITA)	ADAC Formel 4	224.53	7	14:02.051
10	Oliver Rasmussen (DNK)	Prema Powerteam SRL (ITA)	ADAC Formel 4	224.06	13	28:00.876
8	Lucas Alleco Roy (MCO)	Van Amersfoort Racing (NLD)	ADAC Formel 4	224.06	14	28:12.653
7	Roman Stanek (CZE)	US Racing - CHRS (DEU)	ADAC Formel 4	223.60	14	28:18.386
21	Theo Pourchaire (FRA)	US Racing - CHRS (DEU)	ADAC Formel 4	223.14	13	28:42.378