

ADAC GT4 Germany

Result List Race 2

Provisional



Nürburgring, Length: 3629m

Air temperature: 18.98°C

Track temperature: 19.26°C

Weather condition: Wet

DMSB Reg. Nr.: DMSB 214/19

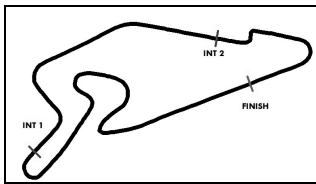
Sunday, August 18, 2019 15:35:00

started : 24 classified : 22 not classified : 2

Nr.	Drivers	Team	Laps	Total Time	Gap	Kph	Lap	Time	Kph
Cl.	Car	Competitor							
1	77 L.Wankmüller(DEU)/T.Heinemann(DEU) J Mercedes-AMG GT4	HP Racing International(DEU) HP Racing International	32	59:45.104		116.7	16	1:44.857	124.5
2	2 M.Schrey(DEU)/T.Jäger(AUT) BMW M4 GT4	Hofor Racing by Bonk Motorsport Hofor Racing by Bonk Motorsport	32	59:52.388	7.284	116.6	26	1:45.284	124.0
3	99 H.Owega(DEU)/J.Owega(DEU) J Mercedes-AMG GT4	GetSpeed Performance GetSpeed Performance	32	59:52.814	7.710	116.4	24	1:45.118	124.2
4	36 M.Suabo(DEU)/M.Dienst(DEU) T Mercedes-AMG GT4	Schütz Motorsport(DEU) Schütz Motorsport	32	1:00:09.729	24.625	115.8	14	1:45.167	124.2
5	22 J.Kasperlik(DEU)/L.Kern(DEU) T Porsche Cayman GT4	Team Allied-Racing(DEU) Team Allied-Racing	32	1:00:09.987	24.883	116.0	24	1:42.518	127.4
6	69 P.Dörr(DEU)/D.Trebing(USA) J McLaren 570s GT4	Dörr Motorsport Dörr Motorsport	32	1:00:14.022	28.918	115.9	21	1:46.500	122.6
7	33 C.Fagg(GBR)/M.Benyahia(MAR) J McLaren 570s GT4	Team GT Team GT	32	1:00:14.097	28.993	115.8	23	1:40.590	129.8
8	23 L.Kraihamer(AUT)/R.Kofler(AUT) KTM X-Bow GT4	True Racing True Racing	32	1:00:21.065	35.961	115.9	25	1:45.449	123.8
9	24 M.Siljehaug(NOR)/E.Angermayr(AUT) J KTM X-Bow GT4	Felbermayr Reiter(DEU) Felbermayr Reiter	32	1:00:21.629	36.525	115.8	22	1:44.640	124.8
10	94 F.von der Laden(DEU)/A.Valente(CHE) McLaren 570s GT4	Team GT Team GT	32	1:00:23.392	38.288	115.5	14	1:46.418	122.7
11	11 O.Mayer(DEU)/J.Springob(DEU) J Mercedes-AMG GT4	Bremotion Bremotion	32	1:00:23.654	38.550	115.4	16	1:45.612	123.7
12	59 F.Martin-Dye(GBR)/C.Jöns(DEU) McLaren 570s GT4	Dörr Motorsport Dörr Motorsport	32	1:00:28.537	43.433	115.4	21	1:46.291	122.9
13	66 F.Dziwok(POL)/S.Halek(AUT) T Porsche Cayman GT4	HP Racing International(DEU) HP Racing International	32	1:00:52.530	1:07.426	114.7	25	1:47.494	121.5
14	21 C.Schöll(AUT)/B.Mazatis(DEU) Porsche Cayman GT4	Team Allied-Racing(DEU) Team Allied-Racing	32	1:01:14.509	1:29.405	114.1	24	1:42.555	127.3
15	15 F.Kovac(CRO)/T.Tekaat(DEU) T BMW M4 GT4	MRS Besagroup Racing MRS Besagroup Racing	32	1:01:25.997	1:40.893	113.5	13	1:47.466	121.5
16	6 M.Lungstrass(DEU)/M.Beckhusen(DEU) J Audi R8 LMS GT4	Racing One(DEU) Racing One	32	1:01:39.887	1:54.783	114.2	24	1:42.732	127.1
17	14 S.Grotstollen(DEU)/G.Braun(DEU) T BMW M4 GT4	MRS Besagroup Racing MRS Besagroup Racing	31	59:45.746	1 LAP	113.2	21	1:46.009	123.2
18	89 J.Krabec(CZE)/S.Pavlovec(CZE) T KTM X-Bow GT4	RTR projects(CZE) RTR projects	31	1:00:06.881	1 LAP	112.9	18	1:47.961	121.0
19	4 H.Eichenberg(DEU)/T.Kratz(AUT) T BMW M4 GT4	Team AVIA Sorg Rennsport(DEU) Team AVIA Sorg Rennsport	31	1:00:19.076	1 LAP	112.1	24	1:42.966	126.8
20	17 H.Hadergasser(DEU)/H.Still(DEU) T Porsche Cayman GT4	KÜS TEAM75 Bernhard(DEU) KÜS TEAM75 Bernhard	31	1:01:25.768	1 LAP	109.7	16	1:45.205	124.1
21	5 P.Stalidzane(DEU)/N.Rindlisbacher(CHE) J Audi R8 LMS GT4	Racing One(DEU) Racing One	27	51:50.855	5LAPS	113.6	24	1:46.831	122.2
22	3 M.Fischer(AUT)/C.Hürtgen(DEU) BMW M4 GT4	Hofor Racing by Bonk Motorsport Hofor Racing by Bonk Motorsport	25	49:23.282	7LAPS	110.2	24	1:43.960	125.6
Not classified									
48	L.Trefz(DEU)/M.Haber(AUS) J Mercedes-AMG GT4	Leipert Motorsport Leipert Motorsport	15	28:16.009	17LAPS	115.9	11	1:46.962	122.1
7	M.Zug(DEU)/G.Piana(ITA) J BMW M4 GT4	RN Vision STS(DEU) RN Vision STS	2	4:19.654	30LAPS	90.4			

Fastest lap of the race. Car 33 driver Charlie Fagg on lap 23. Time 1:40.590, average speed 129.8 km/h.

Following race director decision drive through penalty converted into a time penalty of 30 seconds for car no. 6



ADAC GT4 Germany

Result List Race 2

Provisional



DMSB Reg. Nr.: DMSB 214/19

Sunday, August 18, 2019 15:35:00

Nürburgring, Length: 3629m
Air temperature: 18.98°C
Track temperature: 19.26°C
Weather condition: Wet

started : 24 classified : 22 not classified : 2

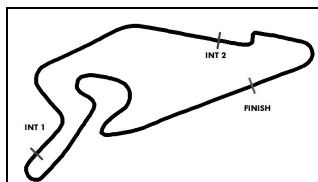
Nr. Drivers	Team	Laps	Total Time	Gap	Kph	Lap	Time	Kph
Cl. Car	Competitor							

Subject to final scrutineering!

Publication time:

Clerk of the Course: Michael Bork

Timekeeper: Steffen Ruhl



ADAC GT4 Germany

Class Result List Race 2



Provisional

DMSB Reg. Nr.: DMSB 214/19

Sunday, August 18, 2019 15:35:00

Nürburgring, Length: 3629m

Air temperature: 18.98°C

Track temperature: 19.26°C

Weather condition: Wet

started : 24 classified : 22 not classified : 2

Nr. Drivers	Team	Laps	Total Time	Gap	Kph	Lap	Time	Kph
Car	Competitor							

CLASS: Trophy

Started: 10

Classified: 10

Not Classified: 0

1	36	M.Suabo(DEU)/M.Dienst(DEU) Mercedes-AMG GT4	Schütz Motorsport(DEU) Schütz Motorsport	32	1:00:09.729		115.8	14	1:45.167	124.2
2	22	J.Kasperlik(DEU)/L.Kern(DEU) Porsche Cayman GT4	Team Allied-Racing(DEU) Team Allied-Racing	32	1:00:09.987	0.258	116.0	24	1:42.518	127.4
3	11	O.Mayer(DEU)/J.Springob(DEU) Mercedes-AMG GT4	Bremotion Bremotion	32	1:00:23.654	13.925	115.4	16	1:45.612	123.7
4	66	F.Dziwok(POL)/S.Halek(AUT) Porsche Cayman GT4	HP Racing International(DEU) HP Racing International	32	1:00:52.530	42.801	114.7	25	1:47.494	121.5
5	15	F.Kovac(CRO)/T.Tekaht(DEU) BMW M4 GT4	MRS Besagroup Racing MRS Besagroup Racing	32	1:01:25.997	1:16.268	113.5	13	1:47.466	121.5
6	6	M.Lungstrass(DEU)/M.Beckhusen(DEU) Audi R8 LMS GT4	Racing One(DEU) Racing One	32	1:01:39.887	1:30.158	114.2	24	1:42.732	127.1
7	14	S.Grotstollen(DEU)/G.Braun(DEU) BMW M4 GT4	MRS Besagroup Racing MRS Besagroup Racing	31	59:45.746	1 LAP	113.2	21	1:46.009	123.2
8	89	J.Krabec(CZE)/S.Pavlovec(CZE) KTM X-Bow GT4	RTR projects(CZE) RTR projects	31	1:00:06.881	1 LAP	112.9	18	1:47.961	121.0
9	4	H.Eichenberg(DEU)/T.Kratz(AUT) BMW M4 GT4	Team AVIA Sorg Rennsport(DEU) Team AVIA Sorg Rennsport	31	1:00:19.076	1 LAP	112.1	24	1:42.966	126.8
10	17	H.Hadergasser(DEU)/H.Still(DEU) Porsche Cayman GT4	KÜS TEAM75 Bernhard(DEU) KÜS TEAM75 Bernhard	31	1:01:25.768	1 LAP	109.7	16	1:45.205	124.1

Fastest lap of the class. Car 22 driver Jan Kasperlik on lap 24. Time 1:42.518, average speed 127.4 km/h.

CLASS: Junior

Started: 10

Classified: 8

Not Classified: 2

1	77	L.Wankmüller(DEU)/T.Heinemann(DEU) Mercedes-AMG GT4	HP Racing International(DEU) HP Racing International	32	59:45.104		116.7	16	1:44.857	124.5
2	99	H.Owega(DEU)/J.Owega(DEU) Mercedes-AMG GT4	GetSpeed Performance GetSpeed Performance	32	59:52.814	7.710	116.4	24	1:45.118	124.2
3	69	P.Dörr(DEU)/D.Trebing(USA) McLaren 570s GT4	Dörr Motorsport Dörr Motorsport	32	1:00:14.022	28.918	115.9	21	1:46.500	122.6
4	33	C.Fagg(GBR)/M.Benyahia(MAR) McLaren 570s GT4	Team GT Team GT	32	1:00:14.097	28.993	115.8	23	1:40.590	129.8
5	24	M.Siljehaug(NOR)/E.Angermayr(AUT) KTM X-Bow GT4	Felbermayr Reiter(DEU) Felbermayr Reiter	32	1:00:21.629	36.525	115.8	22	1:44.640	124.8
6	11	O.Mayer(DEU)/J.Springob(DEU) Mercedes-AMG GT4	Bremotion Bremotion	32	1:00:23.654	38.550	115.4	16	1:45.612	123.7
7	6	M.Lungstrass(DEU)/M.Beckhusen(DEU) Audi R8 LMS GT4	Racing One(DEU) Racing One	32	1:01:39.887	1:54.783	114.2	24	1:42.732	127.1
8	5	P.Stalidzane(DEU)/N.Rindlisbacher(CHE) Audi R8 LMS GT4	Racing One(DEU) Racing One	27	51:50.855	5LAPS	113.6	24	1:46.831	122.2

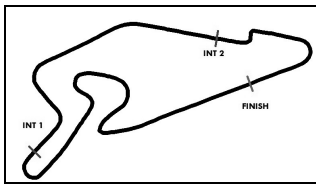
Not classified

48	L.Trefz(DEU)/M.Haber(AUS) Mercedes-AMG GT4	Leipert Motorsport Leipert Motorsport	15	28:16.009	17LAPS	115.9	11	1:46.962	122.1
7	M.Zug(DEU)/G.Piana(ITA) BMW M4 GT4	RN Vision STS(DEU) RN Vision STS	2	4:19.654	30LAPS	90.4			

Fastest lap of the class. Car 33 driver Charlie Fagg on lap 23. Time 1:40.590, average speed 129.8 km/h.

Following race director decision drive through penalty converted into a time penalty of 30 seconds for car no. 6

Subject to final scrutineering!



ADAC GT4 Germany

Class Result List Race 2

Provisional



Nürburgring, Length: 3629m
Air temperature: 18.98°C
Track temperature: 19.26°C
Weather condition: Wet

DMSB Reg. Nr.: DMSB 214/19

Sunday, August 18, 2019 15:35:00

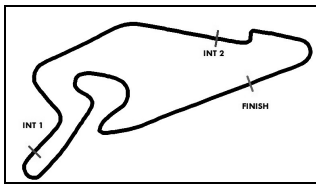
started : 24 classified : 22 not classified : 2

Nr. Drivers	Team	Laps	Total Time	Gap	Kph	Lap	Time	Kph
Car	Competitor							

Publication time:

Clerk of the Course: Michael Bork

Timekeeper: Steffen Ruhl



ADAC GT4 Germany

Sector List Race 2

Provisional



Nürburgring, Length: 3629m
 Air temperature: 18.98°C
 Track temperature: 19.26°C
 Weather condition: Wet

DMSB Reg. Nr.: DMSB 214/19

Sunday, August 18, 2019 15:35:00

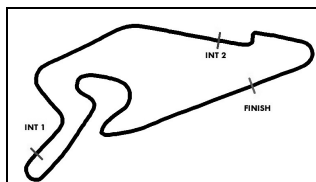
Lap	Time	SE1	SP1	SE2	SP2	SE3	SP3	TSP	Lap	Time	SE1	SP1	SE2	SP2	SE3	SP3	TSP
-----	------	-----	-----	-----	-----	-----	-----	-----	-----	------	-----	-----	-----	-----	-----	-----	-----

2 Schrey, DEU / Jäger, AUT									theoretical besttime: 1:45.093								
1	2:00.888	1:04.905	108	28.222	209	27.761	163		17	3:15.080	2:23.899	114	25.576	217	25.605	162	
2	1:51.117	57.212	109	27.356	216	26.549	165		18	1:46.475	55.381	112	25.622	218	25.472	165	
3	1:50.247	57.070	112	26.995	217	26.182	164		19	1:46.746	55.267	110	25.910	217	25.569	166	
4	1:49.336	55.719	110	27.780	215	25.837	165		20	1:46.900	54.807	114	26.112	212	25.981	164	
5	1:48.252	55.373	110	26.845	215	26.034	166		21	1:45.891	54.864	111	25.631	217	25.396	164	
6	1:52.694	55.505	110	28.948	157	28.241	148		22	1:46.020	54.926	114	25.595	217	25.499	165	
7	2:04.161	59.901	96	32.149	135	32.111	131		23	1:46.231	54.547	108	25.745	217	25.939	166	
8	2:22.276	1:08.091	99	46.653	124	27.532	166		24	1:46.474	54.629	113	26.089	216	25.756	163	
9	1:47.647	55.279	112	26.686	216	25.682	167		25	1:46.580	54.731	110	25.733	215	26.116	164	
10	1:47.220	54.798	112	26.520	217	25.902	167		26	1:45.284	54.121	110	25.636	216	25.527	163	
11	1:47.125	54.964	113	26.365	218	25.796	165		27	1:47.601	54.937	110	26.551	213	26.113	162	
12	1:46.710	54.693	110	26.362	219	25.655	165		28	1:48.693	55.644	106	26.740	215	26.309	165	
13	1:47.125	55.367	112	26.290	219	25.468	167		29	1:47.839	55.342	110	26.482	214	26.015	165	
14	1:46.222	54.591	113	26.077	217	25.554	166		30	1:46.361	54.744	113	25.924	216	25.693	165	
15	1:46.532	54.878	114	26.104	219	25.550	166		31	1:46.105	54.840	112	25.770	216	25.495	165	
16	1:50.300	54.680	112	25.732	218	29.888	58		32	1:46.256	54.900	113	25.907	216	25.449	165	

3 Fischer, AUT / Hürtgen, DEU									theoretical besttime: 1:42.566								
1	1:59.614	1:04.527	106	28.300	211	26.787	164		14	1:47.076	55.017	113	26.166	204	25.893	164	
2	1:52.000	57.863	106	27.598	212	26.539	164		15	1:47.103	55.446	114	25.944	214	25.713	165	
3	1:50.284	56.540	107	27.426	212	26.318	164		16	2:17.481	1:23.788	108	27.447	204	26.246	161	
4	1:51.693	56.827	108	27.768	196	27.098	164		17	1:55.179	57.041	112	27.021	206	31.117	51	
5	1:49.288	55.864	110	27.129	213	26.295	164		18	3:54.118	2:59.293	101	27.896	211	26.929	162	
6	1:53.264	55.802	112	28.123	139	29.339	138		19	1:49.556	57.908	104	26.357	213	25.291	161	
7	2:02.664	1:00.419	109	30.415	128	31.830	123		20	1:45.887	55.616	114	25.402	214	24.869	162	
8	2:21.790	1:08.343	89	46.760	129	26.687	164		21	1:49.745	54.826	115	25.111	215	29.808	51	
9	1:48.837	55.962	112	26.932	216	25.943	165		22	2:02.621	1:12.038	112	25.532	216	25.051	162	
10	1:47.430	54.874	112	26.689	217	25.867	165		23	1:44.648	54.558	112	25.185	215	24.905	162	
11	1:47.445	55.226	113	26.464	217	25.755	166		24	1:43.960	54.067	114	25.245	215	24.648	163	
12	1:47.133	54.948	114	26.386	216	25.799	165		25	2:07.484	52.807	116	25.285	216	49.392	36	
13	1:46.982	55.074	113	26.287	217	25.621	165										

4 Eichenberg, DEU / Kratz, AUT									theoretical besttime: 1:42.188								
1	2:02.901	1:07.102	107	28.198	184	27.601	163		17	3:55.528	3:02.563	106	26.576	215	26.389	162	
2	1:51.395	57.019	112	27.528	210	26.848	162		18	1:54.523	58.120	103	26.541	218	29.862	161	
3	1:52.494	58.255	107	27.597	210	26.642	162		19	1:49.095	57.652	105	25.903	220	25.540	164	
4	1:51.061	57.023	111	27.257	212	26.781	160		20	1:52.310	57.128	102	25.256	220	29.926	56	
5	1:51.392	56.984	109	27.236	211	27.172	164		21	2:03.840	1:13.957	113	24.926	215	24.957	168	
6	1:52.135	56.218	109	27.830	165	28.087	163		22	1:51.217	55.159	115	25.922	215	30.136	58	
7	2:00.245	59.719	103	29.079	159	31.447	108		23	2:01.029	1:11.586	107	24.960	221	24.483	166	
8	2:23.579	1:08.884	104	46.937	121	27.758	163		24	1:42.966	52.990	115	24.715	221	25.261	167	
9	1:49.404	56.235	109	26.966	213	26.203	164		25	1:47.805	56.202	108	25.209	218	26.394	168	
10	1:50.529	57.092	110	27.079	213	26.358	164		26	1:51.462	55.923	112	26.586	219	28.953	167	
11	1:50.254	56.752	102	27.297	213	26.205	161		27	1:51.108	58.442	105	26.558	217	26.108	167	
12	1:50.902	57.379	100	27.165	213	26.358	162		28	1:48.181	56.530	109	25.921	219	25.730	165	
13	1:50.479	56.878	108	26.846	213	26.755	160		29	1:47.332	56.082	116	25.873	222	25.377	165	
14	1:49.386	56.551	103	26.593	213	26.242	159		30	1:45.415	54.657	120	25.014	217	25.744	169	
15	1:49.860	57.135	103	26.594	212	26.131	158		31	1:46.825	54.597	115	26.512	205	25.716	167	
16	1:54.424	57.185	105	26.576	212	30.663	55										

5 Stalidzane, DEU / Rindlisbacher, CHE									theoretical besttime: 1:46.705								
1	2:02.037	1:06.818	108	28.001	179	27.218	162		15	3:21.123	2:26.317	115	27.381	209	27.425	162	
2	2:05.728	1:10.754	115	28.090	205	26.884	162		16	1:50.512	57.365	116	26.804	209	26.343	162	
3	1:49.953	55.993	112	27.517	207	26.443	163		17	1:48.926	56.030	117	26.522	210	26.374	163	
4	1:49.642	56.058	113	27.327	211	26.257	163		18	1:49.846	56.459	113	27.252	207	26.135	164	
5	1:49.826	56.318	112	27.247	210	26.261	163		19	1:48.624	55.389	114	26.870	211	26.365	161	
6	1:51.283	55.271	115	27.619	187	28.393	149		20	1:48.978	55.424	115	26.397	210	27.157	162	
7	1:57.531	58.206	113	28.111	162	31.214	114		21	1:48.077	55.393	113	26.382	212	26.302	162	
8	2:22.300	1:09.508	101	45.121	123	27.671	164		22	1:47.525	54.841	113	26.607	205	26.077	162	
9	1:49.507	55.776	113	27.058	207	26.673	164		23	1:48.049	55.090	112	26.580	210	26.379	162	
10	1:49.169	55.567	113	26.953	213	26.649	164		24	1:46.831	54.658	113	26.211	212	25.962	160	
11	1:49.918	56.295	117	27.005	213	26.618	164		25	1:47.686	54.768	109	26.089	211	26.829	161	



ADAC GT4 Germany



Sector List Race 2

Provisional

DMSB Reg. Nr.: DMSB 214/19

Sunday, August 18, 2019 15:35:00

Nürburgring, Length: 3629m

Air temperature: 18.98°C

Track temperature: 19.26°C

Weather condition: Wet

Lap	Time	SE1	SP1	SE2	SP2	SE3	SP3	TSP	Lap	Time	SE1	SP1	SE2	SP2	SE3	SP3	TSP
12	1:49.625	56.495	115	26.915	211	26.215	164		26	1:47.974	54.654	115	26.561	210	26.759	162	
13	1:48.185	54.863	114	27.004	212	26.318	162		27	1:50.077	56.490	113	26.795	212	26.792	162	
14	1:51.923	54.924	115	26.719	210	30.280	57		28		56.087	110					

6 Lungstrass, DEU / Beckhusen, DEU

theoretical besttime: 1:40.526

1	2:05.433	1:06.810	106	28.789	190	29.834	161		17	1:52.906	55.347	110	26.619	210	30.940	59	
2	1:53.687	58.510	112	28.056	210	27.121	163		18	3:53.641	2:59.509	108	27.735	210	26.397	158	
3	1:50.530	56.195	114	27.549	211	26.786	163		19	1:50.027	57.889	111	26.828	211	25.310	161	
4	1:51.353	57.131	114	27.688	210	26.534	162		20	1:47.081	56.689	112	25.846	212	24.546	161	
5	1:52.271	56.935		28.508	197	26.828	163		21	1:44.920	54.938	111	25.525	213	24.457	163	
6	1:51.734	55.636	115	28.482	175	27.616	154		22	1:43.257	54.121	115	25.133	214	24.003	164	
7	1:58.958	58.720	113	29.389	174	30.849	109		23	1:44.498	54.411	119	25.052	215	25.035	163	
8	2:22.251	1:08.842	114	46.038	124	27.371	163		24	1:42.732	54.125	115	24.844	215	23.763	164	
9	1:49.478	56.018	111	27.158	210	26.302	164		25	1:43.434	52.112	118	24.651	218	26.671	158	
10	1:47.987	55.392	114	26.849	213	25.746	162		26	1:47.360	55.446	117	26.138	212	25.776	161	
11	1:47.829	54.767	114	26.798	210	26.264	163		27	1:49.769	56.187	117	27.221	207	26.361	161	
12	1:47.312	54.747	115	26.737	210	25.828	163		28	1:50.885	57.425	116	27.358	205	26.102	161	
13	1:47.949	55.682	117	26.578	213	25.689	164		29	1:47.367	56.150	115	26.207	210	25.010	162	
14	1:47.367	54.706	110	26.754	212	25.907	163		30	1:46.472	54.756	117	26.213	208	25.503	161	
15	1:48.198	55.198	110	27.017	210	25.983	161		31	1:46.709	54.493	117	26.010	211	26.206	138	
16	1:48.038	55.334	116	26.811	210	25.893	161		32	2:08.454	1:02.303	92	32.739	154	33.412	91	

7 Zug, DEU / Piana, ITA

theoretical besttime: 2:09.494

1	1:55.143	1:01.205	114	27.161	215	26.777	166		2	2:24.511	1:15.556	75	36.950	180	32.005	57	
---	----------	----------	------------	---------------	------------	---------------	------------	--	---	----------	-----------------	-----------	--------	-----	--------	----	--

11 Mayer, DEU / Springob, DEU

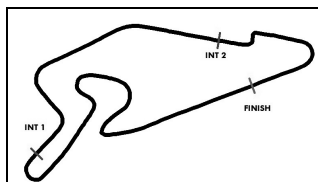
theoretical besttime: 1:45.260

1	1:56.770	1:02.492	110	27.326	213	26.952	163		17	1:49.608	54.366	115	25.912	213	29.330	58	
2	1:50.078	55.779	114	27.676	213	26.623	163		18	3:19.604	2:26.536	112	26.904	206	26.164	156	
3	1:50.919	56.248	112	28.239	209	26.432	162		19	1:51.625	57.355	108	27.327	198	26.943	159	
4	1:48.747	55.429	118	27.061	214	26.257	159		20	1:47.793	55.766	110	26.565	208	25.462	162	
5	1:49.201	55.610	116	27.272	213	26.319	163		21	1:47.220	55.524	111	26.333	212	25.363	161	
6	1:50.154	55.419	113	27.268	188	27.467	157		22	1:47.973	55.844	113	26.625	211	25.504	162	
7	2:08.614	1:02.273	85	34.682	135	31.659	129		23	1:47.787	55.458	111	26.597	211	25.732	161	
8	2:23.162	1:07.729	98	48.405	120	27.028	164		24	1:48.182	56.666	113	26.262	212	25.254	163	
9	1:47.617	54.666	117	26.848	214	26.103	163		25	1:47.513	55.828	114	26.242	211	25.443	161	
10	1:47.801	54.628	117	26.887	213	26.286	163		26	1:49.690	55.278	107	26.975	194	27.437	160	
11	1:47.352	54.249	111	27.091	214	26.012	163		27	1:50.969	55.678	112	28.381	203	26.910	161	
12	1:46.905	54.310	116	26.847	213	25.748	162		28	1:48.637	55.869	111	26.740	213	26.028	162	
13	1:46.810	55.121	116	26.255	213	25.434	163		29	1:49.157	55.848	113	26.975	211	26.334	163	
14	1:45.957	54.094	116	26.297	213	25.566	162		30	1:49.002	56.830	96	26.796	208	25.376	163	
15	1:47.029	54.554	115	26.728	213	25.747	162		31	1:46.860	55.311	110	26.217	214	25.332	161	
16	1:45.612	54.218	116	26.036	213	25.358	161		32	1:49.306	56.124	106	26.743	210	26.439	161	

14 Grotstollen, DEU / Braun, DEU

theoretical besttime: 1:44.561

1	2:04.469	1:07.612	109	28.559	198	28.298	163		17	1:52.593	55.316	108	25.743	217	31.534	57	
2	2:00.117	1:04.482	96	27.902	201	27.733	163		18	3:20.497	2:27.924	112	26.351	210	26.222	164	
3	1:51.187	56.715	104	27.454	213	27.018	164		19	1:49.640	57.242	104	26.426	213	25.972	160	
4	1:50.120	56.070	108	27.457	212	26.593	161		20	1:47.466	55.888	108	26.137	214	25.441	162	
5	1:49.866	56.355	109	27.240	213	26.271	165		21	1:46.009	55.006	109	25.681	214	25.322	162	
6	1:51.307	55.785	112	27.801	187	27.721	147		22	1:46.309	55.085	112	25.741	213	25.483	164	
7	1:57.943	58.772	100	28.284	167	30.887	108		23	1:51.463	55.833	106	25.578	215	30.052	58	
8	2:22.755	1:09.322	110	45.574	124	27.859	164		24	2:00.712	1:10.151	110	25.550	215	25.011	164	
9	1:49.700	55.983	109	26.942	213	26.775	163		25	1:47.742	54.000	104	25.667	216	28.075	160	
10	1:49.265	55.443	108	26.967	213	26.855	163		26	1:51.175	55.038	110	26.078	214	30.059	56	
11	1:49.430	56.154	108	26.663	215	26.613	166		27	2:04.535	1:11.173	107	27.364	212	25.998	163	
12	1:46.880	54.815	107	26.401	215	25.664	164		28	1:49.613	57.456	106	26.428	213	25.729	163	
13	1:46.596	54.697	108	26.285	214	25.614	166		29	1:51.985	55.896	109	26.240	210	29.849	60	
14	1:46.327	54.962	104	25.976	215	25.389	165		30	2:03.399	1:11.670	109	26.290	213	25.439	163	
15	1:47.075	54.943	112	25.858	215	26.274	164		31	1:50.831	55.217	104	28.937	135	26.677	162	
16	1:48.740	56.440	102	26.499	204	25.801	164										



ADAC GT4 Germany

Sector List Race 2

Provisional



Nürburgring, Length: 3629m

Air temperature: 18.98°C

Track temperature: 19.26°C

Weather condition: Wet

DMSB Reg. Nr.: DMSB 214/19

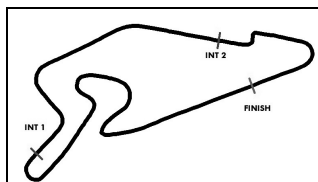
Sunday, August 18, 2019 15:35:00

Lap	Time	SE1	SP1	SE2	SP2	SE3	SP3	TSP	Lap	Time	SE1	SP1	SE2	SP2	SE3	SP3	TSP
15 Kovac, CRO / Tekaat, DEU									theoretical besttime: 1:46.455								
1	1:57.946	1:03.351	107	27.773	208	26.822	164		17	1:49.837	57.015	101	26.889	214	25.933	162	
2	1:53.398	58.029	108	27.727	203	27.642	165		18	1:53.190	58.103	102	27.929	203	27.158	160	
3	1:52.126	58.185	110	27.379	215	26.562	165		19	1:54.500	57.579	102	28.474	204	28.447	161	
4	1:51.525	56.527	109	27.535	208	27.463	162		20	1:52.716	57.408	106	27.718	201	27.590	159	
5	1:51.639	58.237	109	27.115	214	26.287	165		21	1:49.842	56.915	103	26.587	213	26.340	163	
6	1:53.577	56.812	110	27.655	161	29.110	159		22	1:49.205	55.516	106	27.037	212	26.652	161	
7	2:00.872	59.688	106	29.518	164	31.666	111		23	1:49.026	55.925	104	26.835	213	26.266	165	
8	2:23.287	1:08.419	98	47.265	121	27.603	166		24	1:49.715	55.905	104	26.747	208	27.063	162	
9	1:49.033	55.539	111	26.745	214	26.749	167		25	1:48.274	55.250	109	26.632	213	26.392	161	
10	1:48.330	55.475	110	26.506	216	26.349	167		26	1:49.791	56.156	109	26.740	213	26.895	160	
11	1:47.634	54.940	109	26.581	217	26.113	166		27	1:50.401	56.374	103	27.139	212	26.888	159	
12	1:47.786	54.796	112	26.679	214	26.311	166		28	1:49.860	56.191	105	26.954	209	26.715	161	
13	1:47.466	54.901	111	26.442	213	26.123	167		29	1:49.203	55.858	103	26.840	213	26.505	162	
14	1:47.750	55.052	111	26.874	216	25.824	167		30	1:49.185	56.369	107	26.669	214	26.147	162	
15	1:51.394	54.529	110	26.159	217	30.706	60		31	1:48.538	55.900	104	26.585	214	26.053	164	
16	3:25.292	2:33.004	111	26.521	212	25.767	163		32	2:03.659	57.259	103	27.859	199	38.541	116	

Lap	Time	SE1	SP1	SE2	SP2	SE3	SP3	TSP	Lap	Time	SE1	SP1	SE2	SP2	SE3	SP3	TSP
17 Hadergasser, DEU / Still, DEU									theoretical besttime: 1:45.143								
1	1:53.255	59.304	108	27.473	208	26.478	163		17	1:49.629	54.499	113	25.962	211	29.168	54	
2	1:48.938	55.482	115	27.279	213	26.177	165		18	4:34.639	3:33.325	90	31.478	171	29.836	150	
3	1:48.409	55.330	111	26.976	214	26.103	164		19	1:58.457	1:01.139	98	29.580	185	27.738	159	
4	1:47.365	54.841	115	26.824	214	25.700	164		20	1:56.867	1:00.636	97	28.770	189	27.461	156	
5	1:47.358	54.793	115	26.828	213	25.737	164		21	1:52.585	58.399	106	28.178	194	26.008	160	
6	1:50.418	55.410	115	26.778	213	28.230	142		22	1:51.068	56.870	107	27.462	200	26.736	160	
7	2:15.406	1:07.925	93	35.191	129	32.290	128		23	1:53.238	57.266	104	28.855	182	27.117	160	
8	2:23.128	1:08.017	93	48.577	116	26.534	164		24	1:49.475	56.219	106	27.065	203	26.191	160	
9	1:47.531	54.457	110	26.969	214	26.105	164		25	1:46.997	54.340	109	26.664	201	25.993	161	
10	1:47.045	54.974	113	26.590	213	25.481	164		26	1:52.050	55.940	110	28.179	192	27.931	157	
11	1:46.315	54.298	113	26.594	212	25.423	163		27	2:16.269	1:18.050	101	29.448	185	28.771	155	
12	1:46.232	54.289	113	26.348	213	25.595	163		28	1:55.307	59.025	102	28.789	190	27.493	157	
13	1:46.065	54.339	112	26.320	212	25.406	163		29	1:54.396	57.940	91	29.064	196	27.392	160	
14	1:45.862	54.333	114	26.280	212	25.249	162		30	1:53.709	57.662	103	28.765	186	27.282	157	
15	1:46.305	54.460	112	26.151	212	25.694	160		31	2:16.245	1:13.880	92	32.062	154	30.303	153	
16	1:45.205	54.351	114	25.937	211	24.917	161										

Lap	Time	SE1	SP1	SE2	SP2	SE3	SP3	TSP	Lap	Time	SE1	SP1	SE2	SP2	SE3	SP3	TSP
21 Schöll, AUT / Mazatis, DEU									theoretical besttime: 1:42.147								
1	2:05.857	1:08.496	108	29.251	183	28.110	161		17	1:53.026	55.176	108	26.637	211	31.213	54	
2	1:55.744	59.952	111	28.431	200	27.361	163		18	3:54.538	2:58.380	100	29.347	193	26.811	159	
3	1:51.528	57.337	112	27.490	211	26.701	163		19	1:50.193	57.993	105	26.768	206	25.432	162	
4	1:49.434	55.780	115	27.448	211	26.206	162		20	1:47.404	56.983	110	25.542	215	24.879	164	
5	1:49.962	55.741	106	27.785	208	26.436	163		21	1:50.278	55.376	112	25.049	215	29.853	55	
6	1:50.831	55.258	110	28.377	183	27.196	160		22	2:02.649	1:12.298	105	25.403	214	24.948	163	
7	1:59.618	59.466	105	29.140	178	31.012	103		23	1:44.293	54.483	114	25.199	214	24.611	163	
8	2:22.866	1:09.130	105	46.097	120	27.639	164		24	1:42.555	53.207	115	24.936	214	24.412	163	
9	1:50.550	56.838	107	27.290	211	26.422	163		25	1:42.664	52.799	117	25.255	214	24.610	163	
10	1:49.225	55.654	109	27.273	212	26.298	161		26	1:45.852	53.819	115	26.636	204	25.397	163	
11	1:50.291	56.301	112	27.444	210	26.546	160		27	1:50.034	55.580	109	28.031	198	26.423	161	
12	1:48.338	55.422	106	26.895	211	26.021	160		28	1:47.791	55.605	113	26.720	208	25.466	162	
13	1:48.487	55.484	110	26.884	210	26.119	161		29	1:45.363	54.917	114	25.659	213	24.787	163	
14	1:48.121	55.043	107	26.636	211	26.442	160		30	1:44.646	54.423	115	25.430	213	24.793	163	
15	1:47.847	55.162	108	26.482	210	26.203	160		31	1:44.518	53.805	115	25.329	216	25.384	162	
16	1:47.782	55.455	107	26.301	210	26.026	157		32	1:52.224	56.132	110	28.758	196	27.334	159	

Lap	Time	SE1	SP1	SE2	SP2	SE3	SP3	TSP	Lap	Time	SE1	SP1	SE2	SP2	SE3	SP3	TSP
22 Kasperlik, DEU / Kern, DEU									theoretical besttime: 1:42.100								
1	2:00.496	1:05.164	108	28.320	200	27.012	163		17	3:47.621	2:55.124	99	26.784	208	25.713	161	
2	1:50.500	56.428	115	27.256	209	26.816	164		18	1:49.042	57.095	110	26.059	215	25.888	160	
3	1:48.349	54.932	116	27.102	211	26.315	164		19	1:49.419	57.751	106	26.381	215	25.287	161	
4	1:48.511	55.945	115	26.949	214	25.617	163		20	1:45.586	55.717	113	25.259	216	24.610	160	
5	1:48.119	54.942	114	27.060	215	26.117	163		21	1:45.374	55.342	111	25.159	212	24.873	161	
6	1:48.999	54.774	113	27.046	198	27.179	160		22	1:43.086	53.948	114	24.812	216	24.326	162	
7	2:09.081	1:02.554	82	34.770	136	31.757	125		23	1:42.869	53.509	113	24.935	217	24.425	162	
8	2:23.346	1:07.747	94	48.451	120	27.148	164		24	1:42.518	53.185	113	24.778	217	24.555	163	



ADAC GT4 Germany



Sector List Race 2

Provisional

DMSB Reg. Nr.: DMSB 214/19

Sunday, August 18, 2019 15:35:00

Nürburgring, Length: 3629m

Air temperature: 18.98°C

Track temperature: 19.26°C

Weather condition: Wet

Lap	Time	SE1	SP1	SE2	SP2	SE3	SP3	TSP	Lap	Time	SE1	SP1	SE2	SP2	SE3	SP3	TSP
9	1:47.526	54.528	115	27.038	215	25.960	162		25	1:43.201	54.154	114	24.910	217	24.137	164	
10	1:47.393	54.604	113	26.970	213	25.819	163		26	1:45.600	53.413	112	25.400	217	26.787	163	
11	1:46.705	54.445	115	26.619	212	25.641	162		27	1:46.745	54.633	111	26.409	215	25.703	162	
12	1:46.350	53.917	112	26.986	213	25.447	163		28	1:47.657	55.451	112	26.536	216	25.670	162	
13	1:46.850	54.286	111	27.041	215	25.523	162		29	1:48.274	55.957	112	26.425	210	25.892	161	
14	1:46.285	54.582	112	26.265	214	25.438	160		30	1:47.313	54.938	112	26.611	208	25.764	163	
15	1:45.643	54.122	112	26.358	214	25.163	162		31	1:44.117	54.393	114	25.210	216	24.514	164	
16	1:51.303	55.062	112	26.152	214	30.089	56		32	1:46.109	54.240	115	25.837	207	26.032	162	

23 Kraihamer, AUT / Kofler, AUT

theoretical besttime: 1:45.170

1	2:06.877	1:11.890	105	28.005	198	26.982	158		17	1:50.459	54.495	112	25.869	201	30.095	56	
2	1:53.995	59.091	107	27.993	200	26.911	158		18	3:19.903	2:26.790	108	27.030	202	26.083	156	
3	1:50.453	56.116	114	27.790	201	26.547	157		19	1:47.997	55.432	113	26.758	202	25.807	157	
4	1:50.262	55.971	105	27.821	201	26.470	157		20	1:46.464	54.926	114	26.312	203	25.226	157	
5	1:50.030	55.991	102	27.721	200	26.318	156		21	1:46.334	54.864	112	26.145	202	25.325	156	
6	1:50.861	55.009	112	27.808	193	28.044	154		22	1:46.363	54.721	114	26.154	201	25.488	157	
7	2:00.009	59.480	103	28.808	155	31.721	103		23	1:45.987	54.510	111	26.252	203	25.225	158	
8	2:23.120	1:09.092	107	46.134	119	27.894	157		24	1:46.941	55.001	112	26.285	202	25.655	157	
9	1:49.467	56.560	110	27.158	203	25.749	157		25	1:45.449	54.305	111	25.846	203	25.298	157	
10	1:47.879	55.190	112	26.994	202	25.695	156		26	1:49.540	56.779	107	26.836	202	25.925	157	
11	1:48.022	55.205	112	27.088	202	25.729	157		27	1:49.887	55.643	112	27.552	200	26.692	155	
12	1:47.469	54.972	113	26.848	203	25.649	156		28	1:48.877	55.865	113	26.829	201	26.183	155	
13	1:46.803	54.419	113	26.769	202	25.615	156		29	1:48.200	55.524	109	26.821	203	25.855	156	
14	1:47.863	55.059	108	27.259	200	25.545	158		30	1:48.641	56.709	113	26.077	202	25.855	156	
15	1:45.976	54.365	112	26.444	201	25.167	156		31	1:46.441	54.683	112	25.985	204	25.773	156	
16	1:45.783	54.318	110	26.446	201	25.019	156		32	1:48.713	56.000	112	26.581	202	26.132	157	

24 Siljehaug, NOR / Angermayr, AUT

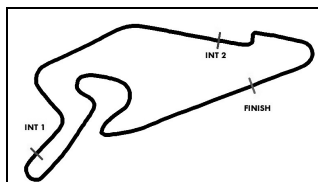
theoretical besttime: 1:44.210

1	2:05.075	1:08.869	109	28.529	193	27.677	156		17	1:45.560	54.920	113	25.822	202	24.818	159	
2	1:58.272	1:03.884	108	27.827	203	26.561	160		18	1:51.139	1:00.074	112	25.933	204	25.132	153	
3	1:50.434	56.506	106	27.556	203	26.372	160		19	1:45.816	54.353	115	26.342	203	25.121	158	
4	1:50.617	56.533	110	27.574	204	26.510	160		20	1:49.758	54.195	108	26.153	206	29.410	56	
5	1:49.281	55.834	110	27.154	206	26.293	160		21	2:02.211	1:10.138	112	25.880	203	26.193	160	
6	1:52.503	55.891	106	28.940	178	27.672	153		22	1:44.640	54.066	114	25.632	205	24.942	158	
7	1:58.390	58.698	109	28.652	161	31.040	103		23	1:46.362	54.234	113	26.074	205	26.054	158	
8	2:22.281	1:09.035	110	45.917	121	27.329	160		24	1:44.878	53.925	112	25.718	204	25.235	157	
9	1:50.162	55.991	109	27.410	203	26.761	159		25	1:44.751	53.929	117	25.706	203	25.116	158	
10	1:49.320	55.396	111	27.219	205	26.705	158		26	1:44.983	53.796	116	25.867	204	25.320	156	
11	1:50.269	55.951	110	27.265	205	27.053	158		27	1:46.760	54.644	112	26.473	205	25.643	159	
12	1:48.148	55.273	110	26.839	205	26.036	157		28	1:46.611	54.758	111	26.355	206	25.498	159	
13	1:52.645	55.374	105	26.821	206	30.450	56		29	1:45.954	54.274	113	26.252	206	25.428	160	
14	3:15.666	2:24.133	114	26.267	203	25.266	159		30	1:45.599	54.491	113	26.078	205	25.030	159	
15	1:46.504	55.760	110	25.962	205	24.782	160		31	1:45.050	54.171	112	25.713	209	25.166	160	
16	1:45.262	54.446	114	25.874	206	24.942	157		32	1:46.728	54.984	111	26.125	206	25.619	160	

33 Fagg, GBR / Benyahia, MAR

theoretical besttime: 1:40.429

1	1:58.319	1:04.086	104	27.437	204	26.796	164		17	1:50.760	55.004	108	25.810	220	29.946	56	
2	1:49.549	55.680	115	27.231	215	26.638	164		18	3:58.669	3:06.286	104	26.779	216	25.604	167	
3	1:48.472	55.393	116	27.068	219	26.011	167		19	1:47.872	57.047	112	25.789	220	25.036	170	
4	1:47.421	54.850	115	26.666	218	25.905	166		20	1:46.554	55.507	118	25.140	218	25.907	171	
5	1:47.766	55.506	116	26.534	218	25.726	167		21	1:44.748	54.638	119	24.910	212	25.200	170	
6	1:49.071	55.429	115	26.931	213	26.711	161		22	1:41.844	53.493	117	24.399	226	23.952	171	
7	2:11.733	1:04.748	94	34.831	120	32.154	124		23	1:40.590	52.415	121	24.355	228	23.820	172	
8	2:23.054	1:07.643	103	49.026	112	26.385	168		24	1:41.079	52.863	119	24.196	229	24.020	170	
9	1:47.636	55.154	109	26.666	218	25.816	165		25	1:40.994	52.971	117	24.194	229	23.829	170	
10	1:47.137	54.952	107	26.544	219	25.641	166		26	1:45.535	54.226	118	25.164	210	26.145	171	
11	1:47.293	54.861	113	26.384	218	26.048	164		27	1:45.997	53.647	119	26.291	223	26.059	170	
12	1:46.877	54.919	111	26.403	219	25.555	167		28	1:47.220	55.322	113	26.293	224	25.605	170	
13	1:46.509	54.670	113	26.126	219	25.713	165		29	1:56.290	1:04.377	101	26.365	224	25.548	168	
14	1:46.625	54.704	110	26.258	218	25.663	165		30	1:47.629	56.657	111	25.692	215	25.280	171	
15	1:46.027	54.483	114	26.075	219	25.469	164		31	1:42.670	54.119	120	24.479	228	24.072	170	
16	1:46.088	54.879	108	25.747	219	25.462	161		32	1:46.069	54.367	117	25.471	224	26.231	171	



ADAC GT4 Germany

Sector List Race 2

Provisional



Nürburgring, Length: 3629m

Air temperature: 18.98°C

Track temperature: 19.26°C

Weather condition: Wet

DMSB Reg. Nr.: DMSB 214/19

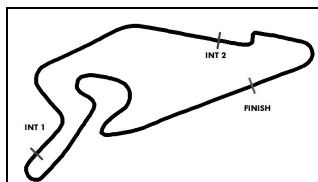
Sunday, August 18, 2019 15:35:00

Lap	Time	SE1	SP1	SE2	SP2	SE3	SP3	TSP	Lap	Time	SE1	SP1	SE2	SP2	SE3	SP3	TSP
36 Suabo, DEU / Dienst, DEU									theoretical besttime: 1:44.779								
1	1:52.924	59.462	111	27.350	211	26.112	163		17	3:17.851	2:25.222	113	26.293	212	26.336	162	
2	1:48.500	54.978	117	27.138	210	26.384	163		18	1:48.679	56.606	114	26.536	213	25.537	162	
3	1:48.367	55.045	116	27.101	212	26.221	163		19	1:49.213	56.589	113	26.296	211	26.328	162	
4	1:47.540	54.892	118	26.820	213	25.828	163		20	1:49.844	58.342	109	26.240	212	25.262	162	
5	1:47.312	54.643	117	26.811	212	25.858	164		21	1:47.892	56.165	113	25.809	212	25.918	161	
6	1:50.343	54.601	116	26.785	213	28.957	143		22	1:46.763	55.447	114	25.724	212	25.592	161	
7	2:15.300	1:07.996	92	35.074	141	32.230	142		23	1:48.429	56.164	112	26.163	213	26.102	162	
8	2:23.412	1:08.109	90	48.709	118	26.594	165		24	1:47.779	55.394	115	26.480	203	25.905	162	
9	1:46.237	54.286	116	26.533	213	25.418	163		25	1:47.913	56.257	108	25.993	212	25.663	161	
10	1:46.371	54.344	117	26.482	213	25.545	163		26	1:46.966	54.873	113	26.158	210	25.935	162	
11	1:45.994	54.091	118	26.328	213	25.575	163		27	1:49.458	56.240	113	26.994	211	26.224	162	
12	1:45.759	54.102	118	26.212	212	25.445	163		28	1:49.947	56.550	112	26.793	212	26.604	163	
13	1:46.123	54.529	116	26.174	213	25.420	163		29	1:50.354	55.774	114	27.785	183	26.795	163	
14	1:45.167	54.023	118	25.927	214	25.217	163		30	1:49.079	56.102	114	26.656	210	26.321	162	
15	1:45.235	54.233	115	25.896	213	25.106	161		31	1:47.959	55.718	114	26.391	210	25.850	162	
16	1:48.954	54.454	116	25.650	213	28.850	58		32	1:48.065	55.452	115	26.580	212	26.033	163	

48 Trefz, DEU / Haber, AUS									theoretical besttime: 1:45.614								
1	1:58.807	1:04.192	106	27.902	209	26.713	163		9	1:48.240	55.200	113	27.133	211	25.907	161	
2	1:50.050	56.328	112	27.394	210	26.328	163		10	1:47.305	54.877	112	26.882	211	25.546	162	
3	1:49.547	55.414	113	27.548	203	26.585	161		11	1:46.962	55.005	112	26.616	211	25.341	161	
4	1:53.937	59.837	111	27.926	209	26.174	162		12	1:47.095	54.761	115	26.838	213	25.496	162	
5	1:49.521	55.448	110	27.196	210	26.877	162		13	1:47.175	54.904	115	26.794	211	25.477	161	
6	1:51.929	55.433	111	28.520	143	27.976	147		14	1:47.905	55.742	111	26.406	211	25.757	160	
7	2:03.739	59.306	103	32.865	137	31.568	131		15	1:51.599	54.209	113	26.064	212	31.326	65	
8	2:22.198	1:08.804	93	46.675	127	26.719	162										

59 Martin-Dye, GBR / Jöns, DEU									theoretical besttime: 1:45.613								
1	2:00.002	1:05.643	107	27.827	203	26.532	163		17	1:51.906	55.459	107	26.074	213	30.373	55	
2	1:50.329	56.407	109	27.256	210	26.666	164		18	3:22.760	2:30.757	110	26.479	215	25.524	163	
3	1:48.730	55.221	108	26.963	213	26.546	160		19	1:47.955	55.597	110	26.139	215	26.219	165	
4	1:49.334	55.967	108	27.049	212	26.318	160		20	1:47.075	55.528	109	25.849	214	25.698	159	
5	1:49.136	55.982	108	26.830	213	26.324	163		21	1:46.291	55.023	112	25.803	214	25.465	164	
6	1:50.490	55.332	113	27.733	162	27.425	158		22	1:46.875	55.395	114	25.832	213	25.648	164	
7	2:07.640	1:00.767	78	34.911	132	31.962	132		23	1:46.928	55.308	111	25.975	214	25.645	164	
8	2:22.468	1:08.041	95	47.364	123	27.063	164		24	1:57.271	1:04.890	104	25.942	213	26.439	164	
9	1:47.738	54.986	114	26.518	216	26.234	158		25	1:46.478	55.096	112	25.660	214	25.722	164	
10	1:47.546	54.877	108	26.532	216	26.137	165		26	1:47.265	55.059	113	26.074	211	26.132	164	
11	1:47.274	54.635	104	26.520	217	26.119	162		27	1:49.225	55.847	106	26.976	214	26.402	165	
12	1:47.499	55.178	114	26.801	214	25.520	163		28	1:49.962	56.379	111	26.975	213	26.608	166	
13	1:47.224	55.330	108	26.417	214	25.477	163		29	1:47.969	55.403	109	26.477	214	26.089	163	
14	1:46.429	54.745	108	26.366	213	25.318	163		30	1:48.302	56.038	113	26.239	212	26.025	164	
15	1:46.418	54.865	105	26.102	215	25.451	158		31	1:47.618	55.330	111	26.238	217	26.050	165	
16	1:47.333	55.595	110	26.208	213	25.530	160		32	1:49.067	55.538	112	27.050	208	26.479	166	

66 Dziwok, POL / Halek, AUT									theoretical besttime: 1:47.015								
1	2:03.727	1:07.280	108	28.606	197	27.841	159		17	3:21.461	2:27.442	105	26.684	208	27.335	156	
2	1:50.883	56.787	106	27.657	207	26.439	160		18	1:49.279	55.768	105	26.860	208	26.651	156	
3	1:50.500	56.856	105	27.624	210	26.020	161		19	1:49.844	56.728	104	26.854	209	26.262	156	
4	1:50.017	56.503	108	27.528	210	25.986	160		20	1:47.984	55.484	104	26.568	209	25.932	158	
5	1:49.347	56.198	110	27.517	208	25.632	160		21	1:48.689	55.798	105	26.513	209	26.378	155	
6	1:52.299	55.418	111	27.887	162	28.994	138		22	1:48.723	55.717	105	26.562	203	26.444	156	
7	2:02.619	1:01.006	104	30.016	132	31.597	122		23	1:49.261	55.454	106	27.225	207	26.582	156	
8	2:22.346	1:08.426	95	47.133	125	26.787	160		24	1:47.791	55.260	103	26.461	209	26.070	153	
9	1:48.769	55.704	110	27.345	209	25.720	160		25	1:47.494	54.922	106	26.550	208	26.022	153	
10	1:47.976	55.011	111	27.150	209	25.815	160		26	1:49.069	56.226	109	26.803	208	26.040	155	
11	1:48.314	55.433	110	27.104	210	25.777	159		27	1:49.508	55.760	106	27.291	207	26.457	156	
12	1:48.579	55.476	111	27.220	209	25.883	159		28	1:49.277	56.044	105	26.822	208	26.411	156	
13	1:48.248	55.499	110	26.945	209	25.804	159		29	1:48.827	55.672	107	26.750	210	26.405	157	
14	1:49.361	56.267	112	27.172	208	25.922	160		30	1:48.696	55.604	102	26.859	205	26.233	157	
15	1:49.651	56.470	109	27.311	208	25.870	159		31	1:48.757	55.580	108	26.654	209	26.523	159	
16	1:53.987	56.020	108	26.913	207	31.054	54		32	1:51.247	55.991	108	28.052	196	27.204	156	



ADAC GT4 Germany



Sector List Race 2

Provisional

DMSB Reg. Nr.: DMSB 214/19

Sunday, August 18, 2019 15:35:00

Nürburgring, Length: 3629m

Air temperature: 18.98°C

Track temperature: 19.26°C

Weather condition: Wet

Lap	Time	SE1	SP1	SE2	SP2	SE3	SP3	TSP	Lap	Time	SE1	SP1	SE2	SP2	SE3	SP3	TSP
-----	------	-----	-----	-----	-----	-----	-----	-----	-----	------	-----	-----	-----	-----	-----	-----	-----

69 Dörr, DEU / Trebing, USA

theoretical besttime: 1:45.681

1	2:01.292	1:06.395	106	27.375	185	27.522	165		17	1:51.886	56.303	112	26.291	215	29.292	56
2	1:51.042	56.817	108	27.540	216	26.685	167		18	3:17.758	2:25.420	116	26.392	216	25.946	162
3	1:50.594	56.711	109	27.209	218	26.674	165		19	1:47.621	55.427	113	26.262	216	25.932	164
4	1:49.991	56.142	109	27.310	209	26.539	163		20	1:46.913	55.130	113	26.124	218	25.659	165
5	1:48.387	55.419	107	26.760	218	26.208	165		21	1:46.500	54.810	113	25.973	218	25.717	164
6	1:51.790	55.306	114	28.454	158	28.030	151		22	1:47.238	55.248	113	26.118	217	25.872	165
7	2:04.022	59.675	94	32.427	138	31.920	138		23	1:47.571	55.483	111	26.103	218	25.985	163
8	2:22.073	1:08.244	97	46.541	135	27.288	166		24	1:47.499	55.562	111	26.113	216	25.824	165
9	1:48.528	55.511	112	26.847	216	26.170	165		25	1:47.312	55.403	109	26.172	216	25.737	165
10	1:47.242	54.788	108	26.534	217	25.920	166		26	1:46.630	55.038	112	26.136	217	25.456	165
11	1:46.830	54.421	113	26.546	216	25.863	166		27	1:48.871	55.101	111	26.767	218	27.003	164
12	1:46.967	54.718	113	26.532	217	25.717	165		28	1:48.866	55.772	113	26.850	216	26.244	164
13	1:47.460	55.127	109	26.508	216	25.825	165		29	1:48.083	55.757	107	26.406	217	25.920	164
14	1:48.812	56.610	108	26.422	217	25.780	164		30	1:47.677	55.099	109	26.465	215	26.113	160
15	1:47.212	55.453	114	26.165	217	25.594	163		31	1:47.102	55.445	113	25.804	218	25.853	161
16	1:47.035	54.912	110	26.227	215	25.896	164		32	1:47.218	54.743	109	26.267	219	26.208	165

77 Wankmüller, DEU / Heinemann, DEU

theoretical besttime: 1:44.375

1	1:55.870	1:01.674	115	27.432	211	26.764	165		17	1:48.711	54.342	117	25.676	214	28.693	58
2	1:48.482	55.490	115	26.973	214	26.019	166		18	3:17.001	2:24.744	110	26.497	210	25.760	161
3	1:47.912	54.848	118	26.998	215	26.066	165		19	1:47.388	55.362	113	26.158	210	25.868	163
4	1:47.244	54.841	117	26.865	214	25.538	164		20	1:46.504	54.953	112	26.031	209	25.520	162
5	1:47.324	54.492	118	26.976	213	25.856	165		21	1:46.129	54.824	113	25.854	210	25.451	163
6	1:50.790	54.334	117	26.646	215	29.810	134		22	1:46.533	54.946	114	25.767	213	25.820	162
7	2:14.348	1:06.890	96	35.163	115	32.295	124		23	1:46.325	54.457	113	25.895	213	25.973	163
8	2:22.910	1:07.586	96	48.773	115	26.551	165		24	1:46.299	54.550	113	25.820	212	25.929	162
9	1:46.900	54.215	118	26.798	215	25.887	161		25	1:46.141	54.420	113	25.957	212	25.764	162
10	1:46.521	54.470	118	26.634	214	25.417	165		26	1:46.014	54.289	114	26.030	212	25.695	162
11	1:45.670	53.831	117	26.451	214	25.388	165		27	1:47.956	54.976	113	26.826	206	26.154	163
12	1:45.809	54.077	118	26.350	214	25.382	165		28	1:48.936	55.897	113	26.861	207	26.178	164
13	1:45.439	53.829	117	26.315	216	25.295	165		29	1:48.308	55.327	112	26.868	205	26.113	163
14	1:44.897	53.824	118	26.053	216	25.020	164		30	1:47.521	54.974	113	26.507	210	26.040	164
15	1:45.025	54.027	118	25.935	213	25.063	163		31	1:47.152	54.956	114	26.353	207	25.843	164
16	1:44.857	54.290	116	25.531	217	25.036	162		32	1:48.188	55.442	113	26.542	205	26.204	163

89 Krabec, CZE / Pavlovec, CZE

theoretical besttime: 1:47.062

1	2:15.505	1:12.147	98	30.244	188	33.114	155		17	3:09.602	2:16.686	111	26.323	198	26.593	157
2	1:59.947	1:01.650	102	29.718	186	28.579	157		18	1:47.961	55.739	110	26.414	202	25.808	158
3	1:56.984	59.450	106	28.844	193	28.690	156		19	1:50.009	55.644	113	26.338	203	28.027	156
4	1:55.168	58.735	107	28.866	196	27.567	157		20	1:56.016	56.301	110	27.508	194	32.207	58
5	1:54.562	58.849	105	28.462	196	27.251	157		21	2:03.272	1:11.227	110	25.930	201	26.115	158
6	1:54.668	58.703	107	28.745	196	27.220	157		22	1:48.535	56.254	108	26.307	200	25.974	157
7	1:53.516	58.142	106	28.099	200	27.275	156		23	1:53.875	56.201	109	26.449	200	31.225	57
8	2:01.146	58.292	106	34.685	135	28.169	157		24	2:04.030	1:11.505	111	26.230	201	26.295	155
9	1:52.089	57.447	109	27.891	201	26.751	157		25	1:49.259	57.028	113	26.041	201	26.190	156
10	1:52.268	57.365	108	27.877	201	27.026	158		26	1:51.211	58.038	109	26.730	201	26.443	157
11	1:50.931	57.130	108	27.432	203	26.369	158		27	1:54.739	1:00.785	112	27.093	201	26.861	157
12	1:50.207	56.536	109	27.450	203	26.221	158		28	1:50.615	57.187	108	26.681	201	26.747	157
13	1:49.948	56.480	109	27.405	201	26.063	158		29	1:48.837	56.057	109	26.419	200	26.361	158
14	1:50.264	56.826	109	27.330	202	26.108	158		30	1:48.711	56.327	109	26.231	201	26.153	157
15	1:48.710	56.211	112	26.876	203	25.623	158		31	1:49.575	56.084	108	26.977	200	26.514	157
16	1:54.721	55.509	111	26.920	205	32.292	54									

94 von der Laden, DEU / Valente, CHE

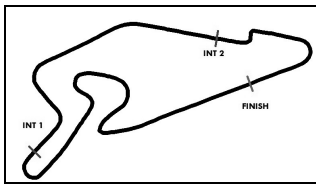
theoretical besttime: 1:45.523

1	1:57.414	1:02.817	113	27.648	204	26.949	166		17	1:47.291	55.409	111	26.107	217	25.775	165
2	1:50.514	55.987	109	27.601	212	26.926	166		18	1:47.515	55.884	112	26.034	218	25.597	165
3	1:50.660	55.765	112	28.149	199	26.746	166		19	1:50.486	57.735	111	26.499	212	26.252	164
4	1:47.848	55.094	114	26.742	219	26.012	163		20	1:47.644	55.584	111	26.212	211	25.848	164
5	1:48.819	55.281	113	27.199	218	26.339	166		21	1:47.780	55.629	110	26.064	217	26.087	163
6	1:49.009	55.081	113	26.947	202	26.981	165		22	1:47.874	55.892	110	26.088	217	25.894	165
7	2:09.265	1:02.639	85	34.432	117	32.194	126		23	1:48.013	55.558	112	26.033	217	26.422	164

ver: 1.0

www.adac.de/motorsport

Page 6/ 7 printed: 18.8.2019 16:44



ADAC GT4 Germany

Sector List Race 2

Provisional



Nürburgring, Length: 3629m

Air temperature: 18.98°C

Track temperature: 19.26°C

Weather condition: Wet

DMSB Reg. Nr.: DMSB 214/19

Sunday, August 18, 2019 15:35:00

Lap	Time	SE1	SP1	SE2	SP2	SE3	SP3	TSP	Lap	Time	SE1	SP1	SE2	SP2	SE3	SP3	TSP
8	2:23.199	1:07.780	98	48.553	117	26.866	168		24	1:47.551	55.615	112	26.082	219	25.854	165	
9	1:47.851	54.710	113	26.981	218	26.160	167		25	1:47.782	55.461	110	26.020	217	26.301	162	
10	1:47.236	54.692	113	26.708	221	25.836	167		26	1:49.261	56.152	111	26.279	207	26.830	163	
11	1:48.050	55.505	111	26.749	218	25.796	166		27	1:50.446	56.397	101	27.237	219	26.812	164	
12	1:47.020	54.572	111	26.708	220	25.740	166		28	1:48.653	55.884	113	26.745	214	26.024	163	
13	1:46.477	54.305	115	26.585	221	25.587	168		29	1:49.905	56.641	110	26.922	210	26.342	165	
14	1:46.418	54.339	111	26.444	220	25.635	167		30	1:49.367	57.288	111	25.896	220	26.183	166	
15	1:51.725	54.672	115	26.537	219	30.516	56		31	1:46.490	55.015	112	25.631	222	25.844	165	
16	3:16.106	2:24.493	110	25.864	219	25.749	163		32	1:49.723	57.437	110	26.311	221	25.975	163	

99 Owega, DEU / Owega, DEU

theoretical besttime: 1:44.389

1	1:54.781	1:00.023	115	27.903	208	26.855	164		17	1:49.427	53.968	113	26.247	213	29.212	58	
2	1:51.579	57.283	113	27.579	212	26.717	164		18	3:18.528	2:26.712	116	26.484	213	25.332	163	
3	1:49.839	56.112	114	27.413	210	26.314	164		19	1:47.514	55.856	114	26.346	213	25.312	162	
4	1:48.993	55.650	115	27.260	213	26.083	164		20	1:48.529	55.579	112	26.451	214	26.499	160	
5	1:48.896	55.712	113	27.076	212	26.108	164		21	1:46.009	54.949	110	26.064	213	24.996	163	
6	1:48.421	55.162	115	27.101	212	26.158	163		22	1:46.100	55.115	115	25.779	214	25.206	163	
7	2:10.651	1:03.928	84	34.569	115	32.154	129		23	1:47.317	54.701	112	26.064	216	26.552	162	
8	2:23.201	1:07.708	103	48.562	119	26.931	165		24	1:45.118	54.135	112	25.970	212	25.013	163	
9	1:47.651	54.810	112	27.065	214	25.776	164		25	1:46.478	54.718	112	25.760	213	26.000	161	
10	1:47.271	54.911	114	26.851	214	25.509	165		26	1:45.653	54.304	114	25.773	212	25.576	163	
11	1:46.838	54.699	114	26.616	214	25.523	164		27	1:47.550	55.286	113	26.523	213	25.741	163	
12	1:46.713	54.509	114	26.791	214	25.413	164		28	1:48.547	55.438	112	26.775	213	26.334	161	
13	1:47.041	54.674	112	26.964	213	25.403	164		29	1:47.776	55.467	111	26.553	212	25.756	163	
14	1:45.740	54.278	113	26.373	213	25.089	164		30	1:46.727	55.304	113	26.188	213	25.235	164	
15	1:46.106	54.675	113	26.252	213	25.179	162		31	1:45.980	54.747	113	25.902	214	25.331	162	
16	1:45.729	54.943	111	26.125	213	24.661	162		32	1:46.111	54.632	114	26.111	213	25.368	163	