

ADAC TCR Germany

Result List Race 2

Provisional



Nürburgring, Length: 3629m

Air temperature: 17.91°C

Track temperature: 19.42°C

Weather condition: Wet

DMSB Reg. Nr.: DMSB 215/19

Sunday, August 18, 2019 14:40:00

started : 19 classified : 18 not classified : 1

Nr.	Drivers	Team	Laps	Total Time	Gap	Kph	Lap	Time	Kph
Cl.	Car	Competitor							
1	19 M.Hesse(DEU) Hyundai i30 N TCR	Hyundai Team Engstler Hyundai Team Engstler	6	10:16.283		126.8	2	1:37.587	133.8
2	28 P.Eberle(CHE) G Cupra TCR SEQ	Steibel Motorsport II Pascal Eberle	6	10:17.283	1.000	126.9	2	1:36.645	135.1
3	13 A.Buri(FIN) Audi RS 3 LMS SEQ	LMS Racing(FIN) AS Motorsport	6	10:20.781	4.498	126.6	3	1:36.842	134.9
4	7 M.Halder(DEU) Honda Civic FK7 TCR	Profi-Car Team Honda ADAC Sachsen ADAC Sachsen e.V.	6	10:21.111	4.828	125.8	3	1:37.409	134.1
5	22 J.Apotheloz(CHE) Honda Cupra TCR SEQ	TOPCAR Sport(CHE) TOPCAR Sport	6	10:23.770	7.487	125.5	3	1:37.426	134.0
6	104 T.Neuville(BEL) G Hyundai i30 N TCR	Hyundai Team Engstler 2(DEU) Hyundai Team Engstler	6	10:25.822	9.539	124.9	2	1:37.758	133.6
7	23 S.Steibel(DEU) VW Golf GTI TCR SEQ	Steibel Motorsport(DEU) Sebastian Steibel	6	10:33.955	17.672	123.6	2	1:38.640	132.4
8	98 J.Seyffert(DEU) Honda Lada Vesta TCR	Lubner Motorsport(DEU) Lubner Motorsport	6	10:35.431	19.148	123.6	2	1:39.138	131.7
9	30 K.Gaillard(CHE) G Cupra TCR DSG	TOPCAR Sport 2(DEU) Young Driver Challenge	6	10:50.491	34.208	120.2	3	1:39.729	130.9
10	88 D.Fugel(DEU) Honda Civic FK7 TCR	Profi-Car Team Honda ADAC Sachsen ADAC Sachsen e.V.	6	11:40.282	1:23.999	108.7	2	1:38.346	132.8
11	6 B.Burns(GBR) Honda Honda Civic FK7 TCR	Team Pyro Motorsport Bradley Burns	6	11:41.313	1:25.030	109.4	3	1:37.368	134.1
12	29 M.Cheah Min Jie(MYS) Honda VW Golf GTI TCR SEQ	VW Team Oettinger VW Team Oettinger	6	11:52.613	1:36.330	106.6	3	1:38.394	132.7
13	8 R.Kircher(DEU) Honda Audi RS 3 LMS SEQ	Racing One(DEU) Racing One	6	11:59.023	1:42.740	106.6	2	1:38.504	132.6
14	1 H.Proczyk(AUT) Hyundai i30 N TCR	HP Racing International(DEU) HP Racing International	6	12:06.931	1:50.648	104.2	3	1:37.081	134.5
15	53 M.Halder(DEU) Honda Honda Civic FK7 TCR	Profi-Car Team Halder(DEU) Profi-Car Team Halder	6	12:40.296	2:24.013	99.9	2	1:39.241	131.6
16	42 L.Niedertscheider(AUT) Hyundai i30 N TCR	HP Racing International(DEU) HP Racing International	6	12:55.772	2:39.489	97.4	2	1:38.936	132.0
17	50 K.Jordan(DEU) VW Golf GTI TCR SEQ	VW Team Oettinger VW Team Oettinger	6	13:10.256	2:53.973	95.3	3	1:37.952	133.3
18	61 J.Schori(CHE) G Opel Astra TCR	Lubner Motorsport 2(DEU) Lubner Motorsport	5	12:31.665	1 LAP	83.2	2	1:50.707	118.0
Not classified									
27	T.Coicaud(FRA) Hyundai i30 N TCR	Hyundai Team Engstler Hyundai Team Engstler	1	1:40.810	5LAPS				

Fastest lap of the race. Car 28 driver Pascal Eberle on lap 2. Time 1:36.645, average speed 135.1 km/h.

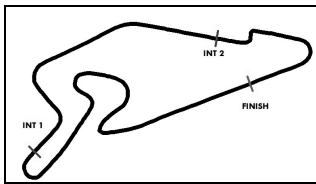
Subject to final scrutineering!		
Publication time:	Clerk of the Course: Michael Bork	Timekeeper: Steffen Ruhl

ver: 1.0

www.adac.de/motorsport

Page 1/ 1 printed: 18.8.2019 15:57





ADAC TCR Germany



Class Result List Race 2

Provisional

DMSB Reg. Nr.: DMSB 215/19

Sunday, August 18, 2019 14:40:00

Nürburgring, Length: 3629m

Air temperature: 17.91°C

Track temperature: 19.42°C

Weather condition: Wet

started : 19 classified : 18 not classified : 1

Nr. Drivers	Team	Laps	Total Time	Gap	Kph	Lap	Time	Kph
Car	Competitor							

CLASS: Guest

Started: 4 Classified: 4 Not Classified: 0

1	28	P.Eberle(CHE) Cupra TCR SEQ	Steibel Motorsport II Pascal Eberle	6	10:17.283		126.9	2	1:36.645	135.1
2	104	T.Neuville(BEL) Hyundai i30 N TCR	Hyundai Team Engstler 2(DEU) Hyundai Team Engstler	6	10:25.822	8.539	124.9	2	1:37.758	133.6
3	30	K.Gaillard(CHE) Cupra TCR DSG	TOPCAR Sport 2(DEU) Young Driver Challenge	6	10:50.491	33.208	120.2	3	1:39.729	130.9
4	61	J.Schori(CHE) Opel Astra TCR	Lubner Motorsport 2(DEU) Lubner Motorsport	5	12:31.665	1 LAP	83.2	2	1:50.707	118.0

Fastest lap of the class. Car 28 driver Pascal Eberle on lap 2. Time 1:36.645, average speed 135.1 km/h.

CLASS: Honda JC

Started: 6 Classified: 6 Not Classified: 0

1	22	J.Apotheloz(CHE) Cupra TCR SEQ	TOPCAR Sport(CHE) TOPCAR Sport	6	10:23.770		125.5	3	1:37.426	134.0
2	98	J.Seyffert(DEU) Lada Vesta TCR	Lubner Motorsport(DEU) Lubner Motorsport	6	10:35.431	11.661	123.6	2	1:39.138	131.7
3	6	B.Burns(GBR) Honda Civic FK7 TCR	Team Pyro Motorsport Bradley Burns	6	11:41.313	1:17.543	109.4	3	1:37.368	134.1
4	29	M.Cheah Min Jie(MYS) VW Golf GTI TCR SEQ	VW Team Oettinger VW Team Oettinger	6	11:52.613	1:28.843	106.6	3	1:38.394	132.7
5	8	R.Kircher(DEU) Audi RS 3 LMS SEQ	Racing One(DEU) Racing One	6	11:59.023	1:35.253	106.6	2	1:38.504	132.6
6	53	M.Halder(DEU) Honda Civic FK7 TCR	Profi-Car Team Halder(DEU) Profi-Car Team Halder	6	12:40.296	2:16.526	99.9	2	1:39.241	131.6

Fastest lap of the class. Car 6 driver Bradley Burns on lap 3. Time 1:37.368, average speed 134.1 km/h.

Subject to final scrutineering!

Publication time:

Clerk of the Course: Michael Bork

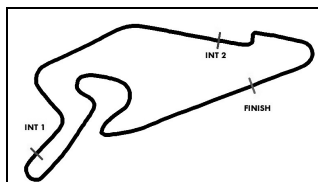
Timekeeper: Steffen Ruhl

ver: 1.0

www.adac.de/motorsport

Page 1/ 1 printed: 18.8.2019 15:57





ADAC TCR Germany



Sector List Race 2

Provisional

DMSB Reg. Nr.: DMSB 215/19

Sunday, August 18, 2019 14:40:00

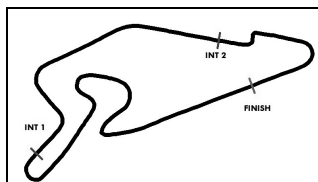
Nürburgring, Length: 3629m

Air temperature: 17.91°C

Track temperature: 19.42°C

Weather condition: Wet

Lap	Time	SE1	SP1	SE2	SP2	SE3	SP3	TSP	Lap	Time	SE1	SP1	SE2	SP2	SE3	SP3	TSP
1 Proczyk, AUT									theoretical besttime: 1:37.013								
1	1:40.487	52.902	121	24.210	222	23.375	173		4	1:39.326	49.612	119	25.111	219	24.603	167	
2	1:37.723	49.651	120	24.562	218	23.510	171		5	1:54.510	54.864	119	27.494	199	32.152	58	
3	1:37.081	49.438	121	24.278	221	23.365	170		6	3:37.804	2:43.604	113	27.517	195	26.683	164	
6 Burns, GBR									theoretical besttime: 1:37.213								
1	1:44.711	55.677	121	24.663	219	24.371	171		4	1:39.767	49.543	120	25.336	215	24.888	169	
2	1:38.106	49.531		24.955	218	23.620	171		5	1:54.538	54.297	116	27.965	200	32.276	58	
3	1:37.368	49.686	121	24.150	219	23.532	171		6	3:06.823	2:12.942	116	27.263	204	26.618	163	
7 Halder, DEU									theoretical besttime: 1:37.377								
1	1:42.038	54.190	120	24.353	217	23.495	168		4	1:40.342	49.935	121	25.321	217	25.086	166	
2	1:38.205				217	23.448	168		5	1:50.088	55.773	121	27.343	206	26.972	164	
3	1:37.409	49.681	121	24.248	218	23.480	168		6	1:53.029	56.642	122	28.091	197	28.296	160	
8 Kircher, DEU									theoretical besttime: 1:38.177								
1	1:46.280	56.565	118	24.986	218	24.729	170		4	1:51.237	50.165	118	25.960	206	35.112	157	
2	1:38.504	50.136	120	24.480	220	23.888	172		5	1:56.368	56.310	117	27.959	204	32.099	66	
3	1:39.150	50.858	118	24.731	218	23.561	171		6	3:07.484	2:12.750	114	27.673	193	27.061	164	
13 Buri, FIN									theoretical besttime: 1:36.501								
1	1:44.946	55.709	117	24.796	225	24.441	169		4	1:39.727	49.390	115	25.200	220	25.137	168	
2	1:37.140	49.317	117	24.605	220	23.218	171		5	1:48.919	54.297	113	27.080	206	27.542	163	
3	1:36.842	49.052	119	24.231	224	23.559	171		6	1:53.207	57.445	110	27.334	209	28.428	160	
19 Hesse, DEU									theoretical besttime: 1:37.168								
1	1:41.288	53.717	121	24.103	219	23.468	171		4	1:39.958	50.211	122	25.180	219	24.567	167	
2	1:37.587	49.597	122	24.318	218	23.672	168		5	1:48.353	54.090	119	27.549	191	26.714	166	
3	1:37.942	49.648	121	24.166	221	24.128	172		6	1:51.155	56.003	117	27.517	211	27.635	161	
22 Apotheloz, CHE									theoretical besttime: 1:37.293								
1	1:43.397	54.625	118	24.413	219	24.359	169		4	1:40.761	50.002	119	25.318	210	25.441	167	
2	1:37.969	49.421	119	24.430	220	24.118	170		5	1:50.288	54.992	112	27.355	204	27.941	163	
3	1:37.426	49.554	118	24.190	220	23.682	170		6	1:53.929	57.263	115	27.392	204	29.274	157	
23 Steibel, DEU									theoretical besttime: 1:38.319								
1	1:45.870	56.264	116	25.402	213	24.204	169		4	1:42.098	50.312	117	25.995	207	25.791	165	
2	1:38.640	50.089	120	24.654	216	23.897	169		5	1:52.283	56.399	114	27.695	191	28.189	159	
3	1:39.789	51.076	116	25.137	216	23.576	168		6	1:55.275	58.085	112	28.641	186	28.549	158	
27 Coicaud, FRA									theoretical besttime:								
1	1:40.810	53.241	122	24.179	218	23.390	167		2								
28 Eberle, CHE									theoretical besttime: 1:36.337								
1	1:42.720	54.898	118	24.311	221	23.511	170		4	1:38.602	49.316	120	24.954	218	24.332	169	
2	1:36.645	49.012	120	24.427	219	23.206	171		5	1:49.280	55.005	118	27.173	201	27.102	166	
3	1:37.323	49.779	120	24.119	221	23.425	171		6	1:52.713	57.291	116	27.555	199	27.867	163	
29 Cheah Min Jie, MYS									theoretical besttime: 1:37.096								
1	1:39.993	52.292	121	24.112	216	23.589	171		4	1:40.423	49.534	120	25.958	213	24.931	165	
2	1:38.854	49.588	120	25.214	213	24.052	168		5	1:56.210	55.945	116	27.905	201	32.360	57	
3	1:38.394	50.603	119	24.341	219	23.450	169		6	3:18.739	2:23.871	116	28.081	203	26.787	163	



ADAC TCR Germany



Sector List Race 2

Provisional

DMSB Reg. Nr.: DMSB 215/19

Sunday, August 18, 2019 14:40:00

Nürburgring, Length: 3629m

Air temperature: 17.91°C

Track temperature: 19.42°C

Weather condition: Wet

Lap	Time	SE1	SP1	SE2	SP2	SE3	SP3	TSP	Lap	Time	SE1	SP1	SE2	SP2	SE3	SP3	TSP
30	Gaillard, CHE								theoretical besttime: 1:38.743								
1	1:47.282	56.943	123	24.842	219	25.497	169		4	1:42.861	50.192	119	26.248	198	26.421	163	
2	1:39.794	51.243	121	24.283	217	24.268	166		5	1:53.558	57.271	120	27.548	190	28.739	162	
3	1:39.729	50.442	122	24.679	219	24.608	167		6	2:07.267	59.592	117	30.351	189	37.324	59	

42	Niedertscheider, AUT								theoretical besttime: 1:38.394								
1	1:45.307	55.519	116	25.310	215	24.478	169		4	1:41.912	49.820	118	26.012	208	26.080	166	
2	1:38.936	50.362	117	24.699	214	23.875	170		5	1:57.345	56.008	115	27.965	192	33.372	58	
3	1:40.948	51.214	117	25.527	210	24.207	170		6	4:11.324	3:15.358	109	28.001	193	27.965	160	

50	Jordan, DEU								theoretical besttime: 1:37.952								
1	1:44.960	55.489	120	24.681	216	24.790	168		4	1:40.536	49.699	122	25.671	210	25.166	166	
2	1:38.666	50.085	119	24.673	214	23.908	169		5	1:57.847	56.036	120	28.069	184	33.742	52	
3	1:37.952	49.608	120	24.472	216	23.872	169		6	4:30.295	3:35.487	110	28.208	185	26.600	159	

53	Halder, DEU								theoretical besttime: 1:38.210								
1	1:46.515	56.198	118	25.145	218	25.172	166		4	1:41.800	49.906	121	25.935	189	25.959	166	
2	1:39.241	50.937	121	24.410	216	23.894	167		5	1:57.856	56.722	118	28.035	183	33.099	58	
3	1:40.763	51.520	121	24.418	217	24.825	167		6	3:54.121	2:57.756	113	28.470	176	27.895	159	

61	Schori, CHE								theoretical besttime: 1:41.794								
1	2:03.918	1:13.981	121	25.127	218	24.810	171		4	2:23.210	1:16.318	113	32.194	159	34.698	57	
2	1:50.707	51.857	118	26.287	209	32.563	165		5	4:21.294	3:22.092	110	30.422	182	28.780	159	
3	1:52.536	54.828	117	26.146	210	31.562	57										

88	Fugel, DEU								theoretical besttime: 1:37.668								
1	1:39.395	51.709	122	24.275	216	23.411	168		4	1:41.137	51.050	120	25.318	215	24.769	165	
2	1:38.346	50.207	112	24.953	217	23.186	167		5	1:53.075	55.048	117	27.539	200	30.488	58	
3	1:38.610	50.526	120	24.290	219	23.794	168		6	3:09.719	2:16.385	114	27.190	206	26.144	162	

98	Seyffert, DEU								theoretical besttime: 1:37.724								
1	1:46.990	58.089	116	24.463	216	24.438	168		4	1:40.961	49.495	120	25.654	205	25.812	159	
2	1:39.138	50.909	120	24.233	217	23.996	168		5	1:52.438	56.388	114	27.862	190	28.188	160	
3	1:40.032	50.574	120	24.314	213	25.144	166		6	1:55.872	57.730	113	28.425	180	29.717	155	

104	Neuville, BEL								theoretical besttime: 1:37.036								
1	1:43.163	54.907	118	24.458	223	23.798	169		4	1:40.860	50.548	114	25.714	208	24.598	169	
2	1:37.758	49.879	121	24.381	220	23.498	171		5	1:49.240	54.389	118	27.146	194	27.705	164	
3	1:43.004	49.373	119	24.165	221	29.466	167		6	1:51.797	56.375	115	27.569	207	27.853	163	