



ADAC Formel 4

Result List Race 2

Provisional



Nürburgring, Length: 3629m

Air temperature: 16.72°C

Track temperature: 16.47°C

Weather condition: Wet

DMSB Reg. Nr.: DMSB 214/19

Sunday, August 18, 2019 9:50:00

started : 17 classified : 17 not classified : 0

Nr.	Drivers	Team	Laps	Total Time	Gap	Kph	Lap	Time	Kph
Cl.	Car	Competitor							
1	21 T.Pourchaire(FRA) ADAC Formel 4	(T) US Racing - CHRS(DEU) US Racing - CHRS	18	30:46.603		127.5	17	1:41.829	128.2
2	44 M.Belov(RUS) ADAC Formel 4	(T) R-ACE GP R-ACE GP	18	30:52.628	6.025	127.3	12	1:41.802	128.3
3	17 A.Leclerc(MCO) ADAC Formel 4	(T) US Racing - CHRS(DEU) US Racing - CHRS	18	30:54.710	8.107	127.1	15	1:41.834	128.2
4	28 A.Ghiretti(FRA) ADAC Formel 4	US Racing - CHRS(DEU) US Racing - CHRS	18	30:55.228	8.625	127.0	17	1:41.762	128.3
5	62 D.Hauger(NOR) ADAC Formel 4	(T) Van Amersfoort Racing(NLD) Van Amersfoort Racing	18	30:56.118	9.515	126.9	18	1:41.408	128.8
6	10 O.Rasmussen(DNK) ADAC Formel 4	Prema Powerteam SRL(ITA) Prema Powerteam SRL	18	31:06.052	19.449	126.5	16	1:41.952	128.1
7	26 J.Dürksen(PAR) R ADAC Formel 4	(T) ADAC Berlin-Brandenburg e.V.(DEU) ADAC Berlin-Brandenburg e.V.	18	31:06.670	20.067	126.5	17	1:42.122	127.9
8	7 R.Stanek(CZE) R ADAC Formel 4	US Racing - CHRS(DEU) US Racing - CHRS	18	31:11.669	25.066	126.0	10	1:42.641	127.2
9	5 G.Petecof(BRA) ADAC Formel 4	(T) Prema Powerteam SRL(ITA) Prema Powerteam SRL	18	31:12.634	26.031	126.0	12	1:42.387	127.5
10	3 P.Aron(EST) R ADAC Formel 4	(T) Prema Powerteam SRL(ITA) Prema Powerteam SRL	18	31:12.803	26.200	126.1	14	1:42.231	127.7
11	19 H.David(FRA) R ADAC Formel 4	R-ACE GP R-ACE GP	18	31:13.582	26.979	126.1	14	1:42.263	127.7
12	14 G.Saucy(SUI) ADAC Formel 4	(T) R-ACE GP R-ACE GP	18	31:13.677	27.074	126.1	13	1:41.776	128.3
13	6 I.Cohen(ISR) ADAC Formel 4	(T) Van Amersfoort Racing(NLD) Van Amersfoort Racing	18	31:19.115	32.512	125.7	12	1:42.497	127.4
14	8 L.Alleco Roy(MCO) ADAC Formel 4	Van Amersfoort Racing(NLD) Van Amersfoort Racing	18	31:20.318	33.715	125.7	18	1:42.706	127.2
15	16 S.Estner(DEU) ADAC Formel 4	Van Amersfoort Racing(NLD) Van Amersfoort Racing	18	31:31.255	44.652	125.2	16	1:43.090	126.7
16	2 N.Göhler(DEU) R ADAC Formel 4	(T) ADAC Berlin-Brandenburg e.V.(DEU) ADAC Berlin-Brandenburg e.V.	18	31:31.926	45.323	124.8	16	1:42.728	127.1
17	15 L.Toth(HUN) ADAC Formel 4	R-ACE GP R-ACE GP	18	32:04.677	1:18.074	122.7	18	1:44.828	124.6

Fastest lap of the race. Car 62 driver Dennis Hauger on lap 18. Time 1:41.408, average speed 128.8 km/h.

T =nominated for Team Classification

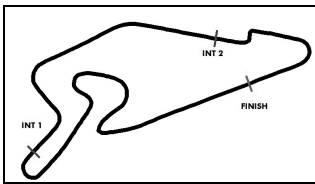
Subject to final scrutineering!		
Publication time:	Clerk of the Course: Michael Bork	Timekeeper: Steffen Ruhl

ver: 1.0

www.adac.de/motorsport

Page 1/ 1 printed: 18.8.2019 10:22





ADAC Formel 4

Lap Chart Race 2

Provisional

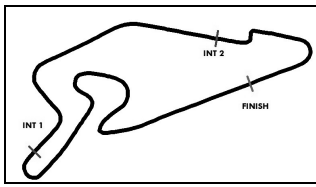


Nürburgring, Length: 3629 m

Sunday, August 18, 2019 9:50:00

LapChar	1	2	3	4	5	6	7	8	9	10	11	12	13	14	15	16	17	18	19	20	21	22	23	24	25	26	27	28	29	30	31	32	33	34	35	36	37	38	39	40	41	42	43	44	45								
LAP 1	21	62	28	17	44	7	5	26	10	3	6	14	19	2	8	15	16																																				
LAP 2	21	62	28	17	44	7	5	26	10	3	19	2	8	6	15	16	14																																				
LAP 3	21	28	17	44	62	7	5	10	26	3	19	2	8	6	16	14	15																																				
LAP 4	21	28	17	44	62	7	10	26	5	3	19	2	8	6	16	14	15																																				
LAP 5	21	28	44	17	62	7	10	26	5	3	19	2	8	6	14	16	15																																				
LAP 6	21	44	28	17	62	7	10	26	5	3	19	2	8	6	14	16	15																																				
LAP 7	21	44	17	28	62	7	10	26	5	3	19	2	8	6	14	16	15																																				
LAP 8	21	44	17	28	62	7	10	26	5	3	19	2	8	6	14	16	15																																				
LAP 9	21	44	17	28	62	7	10	26	5	3	19	8	6	14	2	16	15																																				
LAP 10	21	44	17	28	62	7	10	26	5	3	19	8	14	6	2	16	15																																				
LAP 11	21	44	17	28	62	7	10	26	5	19	3	14	8	6	2	16	15																																				
LAP 12	21	44	17	28	62	7	10	26	5	19	3	14	6	8	16	2	15																																				
LAP 13	21	44	17	28	62	7	10	26	5	19	3	14	6	8	16	2	15																																				
LAP 14	21	44	17	28	62	10	26	7	5	19	3	14	6	8	16	2	15																																				
LAP 15	21	44	17	28	62	10	26	7	5	19	3	14	6	8	16	2	15																																				
LAP 16	21	44	17	28	62	10	26	7	5	19	3	14	6	8	16	2	15																																				
LAP 17	21	44	17	28	62	10	26	7	5	19	3	14	6	8	16	2	15																																				
LAP 18	21	44	17	28	62	10	26	7	5	3	19	14	6	8	16	2	15																																				

.- PITSTOP ' -LAPBEHIND



ADAC Formel 4

Sector List Race 2

Provisional



Nürburgring, Length: 3629m

Air temperature: 16.72°C

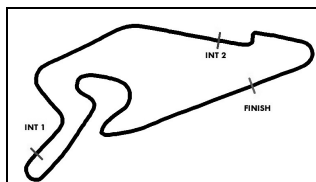
Track temperature: 16.47°C

Weather condition: Wet

DMSB Reg. Nr.: DMSB 214/19

Sunday, August 18, 2019 9:50:00

Lap	Time	SE1	SP1	SE2	SP2	SE3	SP3	TSP	Lap	Time	SE1	SP1	SE2	SP2	SE3	SP3	TSP
2 Göhler, DEU									theoretical besttime: 1:42.433								
1	1:53.624	59.994	115	27.525	210	26.105	170		10	1:44.555	53.052	121	26.126	212	25.377	170	
2	1:46.700	54.521	104	26.708	211	25.471	169		11	1:43.305	52.614	123	25.825	213	24.866	170	
3	1:45.558	53.656	117	26.243	214	25.659	168		12	1:48.812	57.795	122	26.266	212	24.751	170	
4	1:44.376	53.442	122	26.073	212	24.861	170		13	1:43.220	52.674	121	25.785	213	24.761	169	
5	1:44.109	53.043	122	25.705	214	25.361	170		14	1:43.439	52.913	123	25.766	213	24.760	170	
6	1:43.845	53.288	123	25.795	214	24.762	171		15	1:43.125	52.785	123	25.756	213	24.584	170	
7	1:43.544	52.963	120	25.732	213	24.849	171		16	1:42.728	52.483	124	25.633	213	24.612	171	
8	1:43.033	52.736	124	25.692	213	24.605	170		17	1:42.744	52.758	123	25.561	214	24.425	171	
9	1:51.122	1:00.264	124	25.947	212	24.911	169		18	1:44.087	53.505	124	25.525	215	25.057	170	
3 Aron, EST									theoretical besttime: 1:42.196								
1	1:52.076	58.536	117	27.012	208	26.528	169		10	1:43.136	52.928	118	25.613	213	24.595	172	
2	1:47.109	54.524	117	26.594	203	25.991	169		11	1:44.056	53.800	123	25.494	213	24.762	173	
3	1:45.320	53.647	117	26.338	212	25.335	171		12	1:42.277	52.211	118	25.453	213	24.613	173	
4	1:44.796	53.227	120	26.125	212	25.444	171		13	1:43.054	52.425	107	25.800	213	24.829	171	
5	1:44.154	52.946	116	25.975	213	25.233	170		14	1:42.231	52.246	118	25.404	215	24.581	171	
6	1:43.545	52.701	115	25.898	214	24.946	171		15	1:42.868	52.337	120	25.587	214	24.944	173	
7	1:42.784	52.419	118	25.532	214	24.833	172		16	1:43.028	52.637	120	25.703	214	24.688	173	
8	1:43.319	52.874	114	25.762	214	24.683	173		17	1:42.941	52.380	117	25.742	216	24.819	172	
9	1:42.988	52.484	121	25.723	213	24.781	171		18	1:43.121	52.667	120	25.747	215	24.707	173	
5 Petecof, BRA									theoretical besttime: 1:42.235								
1	1:50.864	58.146	119	26.677	210	26.041	171		10	1:42.926	52.425	123	25.946	212	24.555	173	
2	1:45.883	54.054	118	26.508	211	25.321	171		11	1:42.861	52.533	124	25.856	213	24.472	173	
3	1:45.352	53.830	115	26.271	212	25.251	170		12	1:42.387	52.168	124	25.752	213	24.467	173	
4	1:46.210	54.175	109	26.874	211	25.161	171		13	1:42.587	52.259	123	25.763	213	24.565	173	
5	1:44.197	53.414	122	26.081	210	24.702	170		14	1:42.462	52.217	123	25.600	213	24.645	172	
6	1:43.749	53.192	122	25.972	212	24.585	172		15	1:43.709	53.299	120	25.763	213	24.647	173	
7	1:43.159	52.649	123	25.834	212	24.676	170		16	1:42.995	52.801	118	25.717	213	24.477	173	
8	1:43.156	52.671	124	25.956	212	24.529	173		17	1:43.245	52.618	123	25.864	214	24.763	171	
9	1:43.236	52.644	124	25.877	212	24.715	171		18	1:43.656	52.932	119	25.897	213	24.827	171	
6 Cohen, ISR									theoretical besttime: 1:42.265								
1	1:52.379	59.189	110	27.201	212	25.989	170		10	1:43.712	53.595	121	25.703	213	24.414	170	
2	1:49.472	56.951	119	26.649	212	25.872	170		11	1:43.213	52.967	121	25.683	213	24.563	171	
3	1:46.212	54.131	120	26.410	213	25.671	172		12	1:42.497	52.394	125	25.660	212	24.443	168	
4	1:43.691	53.017	125	25.731	213	24.943	171		13	1:44.111	52.896	124	26.530	212	24.685	168	
5	1:44.114	53.408	122	25.830	213	24.876	170		14	1:42.921	53.050	120	25.609	213	24.262	169	
6	1:43.589	53.206	123	25.761	213	24.622	171		15	1:44.239	53.878	124	25.700	213	24.661	170	
7	1:43.521	53.270	123	25.633	214	24.618	171		16	1:43.141	53.001	122	25.746	213	24.394	170	
8	1:43.363	53.208	119	25.650	213	24.505	171		17	1:42.758	52.750	122	25.741	214	24.267	170	
9	1:43.255	52.952	111	25.738	213	24.565	170		18	1:42.927	52.673	123	25.725	213	24.529	168	
7 Stanek, CZE									theoretical besttime: 1:42.282								
1	1:49.730	57.413	119	26.626	210	25.691	167		10	1:42.641	52.488	121	25.656	210	24.497	169	
2	1:46.243	54.041	121	25.850	210	26.352	168		11	1:42.706	52.306	124	25.684	210	24.716	168	
3	1:44.470	53.244	117	26.000	210	25.226	170		12	1:43.385	52.847	125	25.574	210	24.964	169	
4	1:43.733	52.773	121	25.897	210	25.063	168		13	1:43.140	52.508	122	25.651	211	24.981	169	
5	1:44.036	53.038	120	25.814	211	25.184	166		14	1:44.396	52.492	123	25.692	213	26.212	170	
6	1:43.237	52.742	122	25.713	212	24.782	169		15	1:45.226	54.913	122	25.680	212	24.633	170	
7	1:42.870	52.559	122	25.599	211	24.712	169		16	1:42.986	52.611	122	25.563	212	24.812	168	
8	1:43.187	52.626	121	25.635	210	24.926	168		17	1:43.181	52.732	122	25.479	212	24.970	170	
9	1:43.018	52.663	122	25.569	210	24.786	168		18	1:43.484	52.793	123	25.652	213	25.039	169	
8 Alleco Roy, MCO									theoretical besttime: 1:42.560								
1	1:54.079	1:00.196	111	28.164	206	25.719	169		10	1:43.467	52.662	119	25.871	212	24.934	169	
2	1:46.921	54.429	120	26.483	212	26.009	167		11	1:43.705	53.238	119	25.589	213	24.878	170	
3	1:45.713	53.494	115	26.211	213	26.008	168		12	1:44.057	53.750	118	25.682	213	24.625	171	
4	1:44.613	53.504	121	25.855	213	25.254	170		13	1:43.398	52.690	119	25.818	214	24.890	170	
5	1:43.717	52.945	116	25.800	212	24.972	169		14	1:44.607	54.349	119	25.529	214	24.729	169	



ADAC Formel 4

Sector List Race 2

Provisional



Nürburgring, Length: 3629m

Air temperature: 16.72°C

Track temperature: 16.47°C

Weather condition: Wet

DMSB Reg. Nr.: DMSB 214/19

Sunday, August 18, 2019 9:50:00

Lap	Time	SE1	SP1	SE2	SP2	SE3	SP3	TSP	Lap	Time	SE1	SP1	SE2	SP2	SE3	SP3	TSP
6	1:44.035	53.210	118	25.895	213	24.930	169		15	1:43.375	52.788	112	25.867	213	24.720	170	
7	1:43.652	53.032	120	25.738	213	24.882	169		16	1:42.959	52.658	123	25.575	213	24.726	171	
8	1:43.139	52.612	123	25.763	213	24.764	170		17	1:42.947	52.782	120	25.589	214	24.576	170	
9	1:43.228	52.482	117	25.799	213	24.947	169		18	1:42.706	52.513	125	25.644	213	24.549	170	

10 Rasmussen, DNK

theoretical besttime: 1:41.734

1	1:51.732	59.030	114	26.713	214	25.989	172		10	1:42.902	52.631	123	25.569	213	24.702	173	
2	1:45.525	54.034	118	26.137	215	25.354	173		11	1:42.665	52.552	118	25.500	212	24.613	173	
3	1:45.012	53.683	119	26.157	213	25.172	173		12	1:42.826	52.649	122	25.587	212	24.590	173	
4	1:44.339	53.363	119	25.936	212	25.040	171		13	1:42.975	52.500	123	25.574	214	24.901	173	
5	1:43.653	53.145	122	25.758	212	24.750	171		14	1:43.369	52.661	122	25.510	214	25.198	172	
6	1:43.105	52.688	120	25.769	213	24.648	172		15	1:42.649	52.075	121	25.516	211	25.058	173	
7	1:42.898	52.558	122	25.664	212	24.676	173		16	1:41.952	52.293	123	25.298	213	24.361	173	
8	1:42.708	52.474	122	25.662	213	24.572	172		17	1:42.461	52.383	123	25.448	211	24.630	173	
9	1:42.339	52.357	122	25.428	212	24.554	173		18	1:42.942	52.592	121	25.426	213	24.924	171	

14 Saucy, SUI

theoretical besttime: 1:41.433

1	1:52.829	59.320	106	27.259	209	26.250	168		10	1:42.617	52.772	122	25.475	212	24.370	173	
2	1:56.411	55.315	113	26.667	209	34.429	168		11	1:42.462	52.510	123	25.483	212	24.469	170	
3	1:44.027	53.222	116	26.090	212	24.715	169		12	1:42.172	52.133	123	25.599	212	24.440	170	
4	1:43.056	52.724	118	25.723	212	24.609	170		13	1:41.776	52.006	123	25.523	212	24.247	170	
5	1:43.209	52.687	120	25.843	211	24.679	169		14	1:42.714	52.772	106	25.734	213	24.208	169	
6	1:42.103	52.191	122	25.507	212	24.405	169		15	1:43.455	53.816	124	25.576	213	24.063	171	
7	1:42.228	52.237	119	25.586	212	24.405	170		16	1:42.331	52.461	116	25.615	213	24.255	170	
8	1:42.849	52.688	123	25.806	213	24.355	172		17	1:42.481	52.436	121	25.364	215	24.681	171	
9	1:43.310	52.923	122	25.731	213	24.656	170		18	1:43.647	52.706	123	25.691	213	25.250	170	

15 Toth, HUN

theoretical besttime: 1:44.539

1	1:55.576	1:01.431	116	27.476	207	26.669	166		10	1:46.146	53.684	120	26.653	209	25.809	164	
2	1:48.339	54.984	116	27.269	208	26.086	165		11	1:45.741	54.027	115	26.621	209	25.093	167	
3	1:51.476	58.326	110	27.429	209	25.721	166		12	1:45.810	53.647	119	26.595	210	25.568	166	
4	1:47.823	55.131	113	26.857	209	25.835	166		13	1:45.562	53.516	120	26.705	209	25.341	166	
5	1:47.369	54.903	113	26.934	208	25.532	165		14	1:44.840	53.471	121	26.248	209	25.121	167	
6	1:46.281	54.295	117	26.752	209	25.234	167		15	1:46.028	54.247	116	26.630	209	25.151	166	
7	1:46.654	54.458	115	26.819	208	25.377	165		16	1:45.575	53.727	119	26.566	210	25.282	166	
8	1:46.120	54.062	113	26.844	209	25.214	166		17	1:44.896	53.590	119	26.386	209	24.920	167	
9	1:45.613	53.784	121	26.626	209	25.203	166		18	1:44.828	53.371	121	26.339	210	25.118	166	

16 Estner, DEU

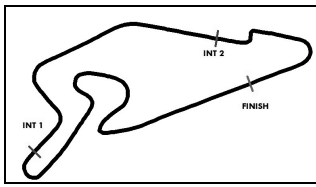
theoretical besttime: 1:43.090

1	1:58.092	1:05.295	113	26.816	209	25.981	167		10	1:44.342	53.283	117	25.927	210	25.132	168	
2	1:46.551	54.729	115	26.546	210	25.276	168		11	1:43.796	53.236	123	25.728	211	24.832	168	
3	1:46.251	54.730	120	26.266	210	25.255	168		12	1:43.826	53.003	126	25.773	210	25.050	168	
4	1:44.623	53.315	124	26.214	210	25.094	169		13	1:43.449	52.831	124	25.729	210	24.889	167	
5	1:46.236	54.908	116	26.170	210	25.158	168		14	1:44.705	53.970	122	25.810	211	24.925	168	
6	1:44.196	53.326	118	26.052	210	24.818	168		15	1:43.489	52.833	124	25.845	211	24.811	168	
7	1:44.349	53.562	116	25.875	210	24.912	168		16	1:43.090	52.717	123	25.661	211	24.712	169	
8	1:43.614	52.904	124	25.865	210	24.845	169		17	1:43.389	52.817	123	25.806	211	24.766	169	
9	1:43.530	52.738	123	25.844	210	24.948	167		18	1:43.727	53.160	124	25.735	211	24.832	167	

17 Leclerc, MCO

theoretical besttime: 1:41.573

1	1:48.406	56.629	112	26.114	202	25.663	166		10	1:42.310	51.996	125	25.445	210	24.869	169	
2	1:44.461	53.519	124	25.897	209	25.045	168		11	1:42.665	52.432	125	25.662	212	24.571	169	
3	1:44.414	53.610	122	25.771	211	25.033	168		12	1:41.852	52.038	126	25.504	209	24.310	169	
4	1:43.517	52.718	122	25.834	212	24.965	167		13	1:41.974	51.896	119	25.531	210	24.547	167	
5	1:44.200	53.473	124	25.626	212	25.101	169		14	1:42.477	52.098	125	25.695	210	24.684	169	
6	1:42.996	52.461	124	25.524	212	25.011	171		15	1:41.834	52.037	125	25.367	210	24.430	169	
7	1:42.329	52.319	125	25.464	212	24.546	169		16	1:42.236	52.086	122	25.458	211	24.692	170	
8	1:42.392	52.339	122	25.556	213	24.497	170		17	1:41.983	52.029	125	25.444	212	24.510	169	
9	1:42.664	52.282	110	25.697	210	24.685	168		18	1:42.000	52.049	124	25.397	212	24.554	169	



ADAC Formel 4

Sector List Race 2

Provisional



Nürburgring, Length: 3629m

Air temperature: 16.72°C

Track temperature: 16.47°C

Weather condition: Wet

DMSB Reg. Nr.: DMSB 214/19

Sunday, August 18, 2019 9:50:00

Lap	Time	SE1	SP1	SE2	SP2	SE3	SP3	TSP	Lap	Time	SE1	SP1	SE2	SP2	SE3	SP3	TSP
19	David, FRA								theoretical besttime: 1:42.246								
1	1:53.399	59.514	119	27.188	206	26.697	168		10	1:43.174	52.718	121	25.715	211	24.741	169	
2	1:45.939	53.993	118	26.231	210	25.715	171		11	1:42.696	52.423	122	25.578	212	24.695	170	
3	1:45.596	54.111	118	26.032	213	25.453	169		12	1:42.353	52.177	121	25.587	212	24.589	170	
4	1:44.655	53.213	122	26.133	211	25.309	171		13	1:42.669	52.304	121	25.594	212	24.771	168	
5	1:44.389	52.897	121	26.124	212	25.368	169		14	1:42.263	52.173	124	25.501	212	24.589	169	
6	1:43.905	52.791	119	26.038	212	25.076	169		15	1:43.259	52.805	119	25.682	213	24.772	170	
7	1:42.890	52.537	119	25.769	212	24.584	170		16	1:43.023	52.806	124	25.645	213	24.572	170	
8	1:43.152	52.456	115	25.789	212	24.907	170		17	1:43.108	52.668	124	25.690	214	24.750	171	
9	1:42.785	52.370	117	25.801	211	24.614	170		18	1:44.327	52.947	123	26.122	214	25.258	167	

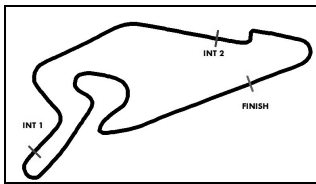
21	Pourchaire, FRA								theoretical besttime: 1:41.629								
1	1:45.827	54.439	120	26.059	210	25.329	166		10	1:42.078	52.125	124	25.555	213	24.398	168	
2	1:43.791	53.048	122	25.815	210	24.928	168		11	1:42.421	52.337	119	25.630	213	24.454	168	
3	1:43.546	52.895	119	25.776	211	24.875	167		12	1:42.060	52.172	124	25.392	213	24.496	168	
4	1:42.815	52.480	124	25.540	213	24.795	167		13	1:42.129	52.203	124	25.526	213	24.400	169	
5	1:42.612	52.453	123	25.530	212	24.629	167		14	1:42.409	52.176	124	25.673	213	24.560	168	
6	1:42.412	52.394	123	25.538	212	24.480	168		15	1:41.845	52.104	126	25.331	213	24.410	168	
7	1:42.382	52.302	124	25.498	211	24.582	168		16	1:41.974	52.004	126	25.389	213	24.581	169	
8	1:41.971	52.185	125	25.492	213	24.294	169		17	1:41.829	52.034	124	25.382	213	24.413	168	
9	1:41.869	52.135	125	25.371	213	24.363	169		18	1:42.633	52.201	125	25.442	213	24.990	153	

26	Dürksen, PAR								theoretical besttime: 1:42.061								
1	1:51.197	58.562	117	26.923	211	25.712	170		10	1:42.715	52.332	124	25.668	211	24.715	170	
2	1:45.951	54.254	117	26.225	213	25.472	171		11	1:43.033	52.532	121	25.812	213	24.689	171	
3	1:46.016	54.683	118	26.065	213	25.268	170		12	1:42.737	52.402	122	25.741	213	24.594	170	
4	1:44.012	53.068	117	26.025	213	24.919	172		13	1:42.900	52.327	119	25.825	213	24.748	170	
5	1:43.846	53.080	121	26.032	211	24.734	170		14	1:43.116	52.403	123	25.689	214	25.024	171	
6	1:42.795	52.476	125	25.653	214	24.666	171		15	1:42.718	52.599	128	25.536	212	24.583	171	
7	1:43.108	52.652	118	25.863	213	24.593	171		16	1:42.653	52.335	122	25.701	213	24.617	171	
8	1:42.524	52.310	125	25.627	214	24.587	172		17	1:42.122	51.996	123	25.597	211	24.529	171	
9	1:42.554	52.376	125	25.572	213	24.606	170		18	1:42.673	52.318	123	25.653	213	24.702	169	

28	Ghiretti, FRA								theoretical besttime: 1:41.397								
1	1:47.408	55.804	120	26.195	210	25.409	166		10	1:42.067	52.071	124	25.610	210	24.386	170	
2	1:44.899	53.688	120	25.985	210	25.226	168		11	1:42.272	52.196	123	25.672	211	24.404	170	
3	1:44.035	52.768	124	25.831	210	25.436	167		12	1:42.288	52.133	117	25.667	211	24.488	170	
4	1:43.380	52.696	122	25.887	210	24.797	168		13	1:42.083	52.139	123	25.589	210	24.355	169	
5	1:43.510	52.688	122	25.942	209	24.880	167		14	1:42.032	52.198	124	25.581	212	24.253	170	
6	1:44.641	52.943	115	26.507	204	25.191	167		15	1:42.119	52.240	119	25.564	210	24.315	170	
7	1:43.540	53.078	125	25.686	210	24.776	169		16	1:41.902	52.113	125	25.497	211	24.292	171	
8	1:43.105	52.864	123	25.735	210	24.506	169		17	1:41.762	51.698	127	25.446	213	24.618	170	
9	1:42.413	52.466	122	25.573	209	24.374	169		18	1:41.772	51.843	121	25.551	213	24.378	167	

44	Belov, RUS								theoretical besttime: 1:41.595								
1	1:48.740	57.282	117	26.271	212	25.187	170		10	1:42.020	52.134	124	25.623	212	24.263	169	
2	1:44.593	53.620	122	25.929	213	25.044	170		11	1:42.426	52.421	125	25.539	212	24.466	168	
3	1:44.589	53.627	114	26.036	213	24.926	170		12	1:41.802	52.151	126	25.482	210	24.169	170	
4	1:43.009	52.812	122	25.545	213	24.652	173		13	1:42.249	52.192	122	25.629	212	24.428	169	
5	1:42.811	52.742	124	25.539	213	24.530	170		14	1:42.132	52.359	123	25.388	213	24.385	170	
6	1:43.195	52.495	123	26.101	211	24.599	168		15	1:42.084	52.135	123	25.541	206	24.408	169	
7	1:42.199	52.104	125	25.608	210	24.487	169		16	1:42.424	52.084	122	25.531	209	24.809	170	
8	1:42.161	52.189	121	25.639	212	24.333	169		17	1:42.144	52.173	125	25.472	210	24.499	170	
9	1:41.976	52.115	126	25.506	210	24.355	169		18	1:42.074	52.038	125	25.535	208	24.501	168	

62	Hauger, NOR								theoretical besttime: 1:41.305								
1	1:46.926	55.357	122	26.287	212	25.282	170		10	1:42.304	52.317	122	25.589	213	24.398	170	
2	1:44.138	53.344	123	25.919	213	24.875	170		11	1:42.494	52.420	124	25.497	215	24.577	168	
3	1:47.520	52.895	123	25.801	213	28.824	166		12	1:42.322	52.519	123	25.451	214	24.352	172	
4	1:43.387	52.940	123	25.782	213	24.665	171		13	1:42.831	52.487	122	25.655	214	24.689	170	
5	1:44.214	53.393	121	26.179	213	24.642	169		14	1:41.859	52.044	126	25.372	214	24.443	171	



ADAC Formel 4

Sector List Race 2

Provisional



Nürburgring, Length: 3629m

Air temperature: 16.72°C

Track temperature: 16.47°C

Weather condition: Wet

DMSB Reg. Nr.: DMSB 214/19

Sunday, August 18, 2019 9:50:00

Lap	Time	SE1	SP1	SE2	SP2	SE3	SP3	TSP	Lap	Time	SE1	SP1	SE2	SP2	SE3	SP3	TSP
6	1:43.106	52.655	124	25.550	215	24.901	170		15	1:41.689	52.051	121	25.437	215	24.201	172	
7	1:42.906	52.583	124	25.619	213	24.704	171		16	1:41.988	52.253	120	25.544	214	24.191	172	
8	1:42.926	52.781	122	25.627	215	24.518	172		17	1:41.697	52.061	123	25.253	215	24.383	170	
9	1:42.403	52.302	124	25.602	214	24.499	171		18	1:41.408	51.890	121	25.224	215	24.294	171	