

# ADAC GT Masters

## Result List Qualifying 2

Provisional



Nürburgring, Length: 3629m

Air temperature: 15.83°C

Track temperature: 15.5°C

Weather condition: Wet

**DMSB** Reg. Nr.: DMSB 215/19

Sunday, August 18, 2019 9:00:00

started : 31      classified : 31      not classified : 0

	Drivers	Team	Car	Lap	Best Time	Gap	Diff	Kph	Day Time
1	82 R.Ineichen(CHE)(T)/F.Perera(FRA)	ORANGE1 by GRT Grasser(AUT)	LamborghiniHuracanGT3E	9	<b>1:38.672</b>			132.4	9:31:37
2	31 P.Niederhauser(CHE)/K.van der Linde(ZAF)	HCB-Rutronik-Racing	Audi R8 LMS GT3	9	<b>1:38.679</b>	0.007	0.007	132.3	9:29:05
3	18 A.de Leener(BEL)/M.Cairolì(ITA)	KÜS TEAM75 Bernhard(DEU)	Porsche 911 GT3 R	11	<b>1:38.735</b>	0.063	0.056	132.3	9:24:41
4	17 T.Bernhard(DEU)/K.Bachler(AUT)	KÜS TEAM75 Bernhard(DEU)	Porsche 911 GT3 R	11	<b>1:38.871</b>	0.199	0.136	132.1	9:21:33
5	30 K.Abbelen(DEU)(T)/M.Campbell(AUS)	Frikadelli Racing(DEU)	Porsche 911 GT3 R	11	<b>1:38.891</b>	0.219	0.020	132.1	9:30:33
6	2 L.Stolz(DEU)/M.Engel(DEU)	TOKSPORT WRT(DEU)	Mercedes-AMG GT3	13	<b>1:39.077</b>	0.405	0.186	131.8	9:30:29
7	63 M.Bortolotti(ITA)/C.Engelhart(DEU)	ORANGE1 by GRT Grasser(AUT)	LamborghiniHuracanGT3E	8	<b>1:39.081</b>	0.409	0.004	131.8	9:29:48
8	7 L.Ludwig(DEU)/S.Asch(DEU)	HB Racing(AUT)	Ferrari 488 GT3	12	<b>1:39.192</b>	0.520	0.111	131.7	9:30:40
9	19 M.Beretta(ITA)(J)/M.Mapelli(ITA)	ORANGE1 by GRT Grasser(AUT)	LamborghiniHuracanGT3E	7	<b>1:39.201</b>	0.529	0.009	131.6	9:28:22
10	25 J.Schmidt(CHE)(J)/C.Haase(DEU)	BWT Mücke Motorsport(DEU)	Audi R8 LMS GT3	11	<b>1:39.257</b>	0.585	0.056	131.6	9:31:26
11	1 R.Renauer(DEU)/T.Preining(AUT)	Precote Herberth Motorsport(DEU)	Porsche 911 GT3 R	10	<b>1:39.280</b>	0.608	0.023	131.5	9:31:32
12	47 I.Dontje(NLD)/M.Götz(DEU)	MANN-FILTER Team HTP(DEU)	Mercedes-AMG GT3	9	<b>1:39.368</b>	0.696	0.088	131.4	9:29:43
13	28 R.Feller(CHE)(J)/D.Vanhoor(BEL)	MontaplastbyLand-Motorsport(DEU)	Audi R8 LMS GT3	8	<b>1:39.416</b>	0.744	0.048	131.4	9:30:01
14	2 F.Spengler(DEU)/M.Drudi(ITA)(J)	EFP Car Collection by TECE	Audi R8 LMS GT3	7	<b>1:39.445</b>	0.773	0.029	131.3	9:25:15
15	69 L.Luhr(DEU)/M.Holzer(DEU)	Iron Force Racing	Porsche 911 GT3 R	14	<b>1:39.490</b>	0.818	0.045	131.3	9:29:11
16	24 M.Ortmann(DEU)(J)/M.Winkelhock(DEU)	BWT Mücke Motorsport(DEU)	Audi R8 LMS GT3	13	<b>1:39.546</b>	0.874	0.056	131.2	9:30:28
17	71 W.Tregurtha(GBR)(J)/M.Paul(DEU)(J)	T3 Motorsport	Audi R8 LMS GT3	17	<b>1:39.550</b>	0.878	0.004	131.2	9:31:03
18	29 M.Hofer(AUT)(J)/C.Mies(DEU)	MontaplastbyLand-Motorsport(DEU)	Audi R8 LMS GT3	14	<b>1:39.570</b>	0.898	0.020	131.2	9:31:01
19	48 F.Vettel(DEU)(J)/P.Ellis(GBR)	MANN-FILTER Team HTP(DEU)	Mercedes-AMG GT3	8	<b>1:39.578</b>	0.906	0.008	131.1	9:27:39
20	77 M.Pommer(DEU)/M.Kirchhöfer(DEU)	Callaway Competition(DEU)	Corvette C7 GT3-R	14	<b>1:39.612</b>	0.940	0.034	131.1	9:31:16
21	3 R.Lips(CHE)(T)/M.Hackländer(DEU)	Aust Motorsport(DEU)	Audi R8 LMS GT3	15	<b>1:39.716</b>	1.044	0.104	131.0	9:26:19
22	21 J.Eriksson(SWE)/J.Bleekemolen(NLD)	TeamZAKSPEEDBKKMobilOilRacing	Mercedes-AMG GT3	8	<b>1:39.822</b>	1.150	0.106	130.8	9:28:26
23	33 F.Salaquarda(CZE)/F.Stippler(DEU)	Team ISR(CZE)	Audi R8 LMS GT3	6	<b>1:40.008</b>	1.336	0.186	130.6	9:27:34
24	14 N.Sylvest(DNK)(J)/J.Klingmann(DEU)	MRS GT-Racing(DEU)	BMW M6 GT3	8	<b>1:40.118</b>	1.446	0.110	130.4	9:30:23
25	26 N.Rogivue(CHE)(J)/S.Mücke(DEU)	BWT Mücke Motorsport(DEU)	Audi R8 LMS GT3	12	<b>1:40.246</b>	1.574	0.128	130.3	9:22:39
26	20 M.Wishofer(AUT)(J)/K.Snoeks(NLD)	TeamZAKSPEEDBKKMobilOilRacing	Mercedes-AMG GT3	9	<b>1:40.350</b>	1.678	0.104	130.1	9:30:09
27	13 D.Jahn(DEU)/S.Barth(DEU)(T)	RWT Racing(AUT)	Corvette C7 GT3-R	11	<b>1:41.014</b>	2.342	0.664	129.3	9:22:53
28	11 E.Erhart(DEU)/P.Kaffer(DEU)	EFP Car Collection by TECE	Audi R8 LMS GT3	10	<b>1:41.300</b>	2.628	0.286	128.9	9:30:37
29	36 M.Dienst(DEU)(J)/A.Read(AUS)(J)	Schütz Motorsport(DEU)	Mercedes-AMG GT3	8	<b>1:41.323</b>	2.651	0.023	128.9	9:30:17
30	4 S.Tribaudini(FRA)(T)/A.Hoti(DEU)(J)	Aust Motorsport(DEU)	Audi R8 LMS GT3	10	<b>1:41.440</b>	2.768	0.117	128.7	9:23:29
31	8 D.Marschall(DEU)(J)/C.Schreiner(DEU)(J)	HCB-Rutronik-Racing	Audi R8 LMS GT3	14	<b>1:42.551</b>	3.879	1.111	127.3	9:31:38

Subject to final scrutineering!

Publication time:

Clerk of the Course: Michael Bork

Timekeeper: Steffen Ruhl

ver: 1.0

[www.adac.de/motorsport](http://www.adac.de/motorsport)

Page 1 / 1 printed: 18.8.2019 9:35

ADAC Vorteilswelt

Audi Sport

motorsport

CAMP DAVID

DEKRA

Castrol

Herrenausstatter.de

KÄRCHER

kfzteile24

KÜHNE+NAGEL

PIRELLI

postcon

RBR RACINGROOM

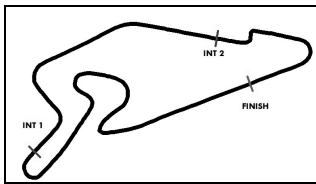
RAVENOL

Sport Bild

WINN BUSCH

DMSB

2019 INTERNATIONAL SERIES



# ADAC GT Masters

## Sector List Qualifying 2

Provisional



Nürburgring, Length: 3629m

Air temperature: 15.83°C

Track temperature: 15.5°C

Weather condition: Wet

**DMSB** Reg. Nr.: DMSB 215/19

Sunday, August 18, 2019 9:00:00

Lap	Time	SE1	SP1	SE2	SP2	SE3	SP3	TSP	Lap	Time	SE1	SP1	SE2	SP2	SE3	SP3	TSP
<b>1 Renauer, DEU / Preining, AUT</b>									<b>theoretical besttime: 1:39.192</b>								
1	7:22.955	6:25.465	115	27.955	211	29.535	56		6	1:39.702	50.931	127	24.830	230	23.941	181	
2	10:43.611	9:50.180	122	26.154	224	27.277	179		7	1:41.797	51.017	123	24.687	231	26.093	182	
3	1:41.759	52.439	127	25.152	230	24.168	180		8	1:41.075	50.766	125	24.831	231	25.478	181	
4	1:40.894	52.178	<b>130</b>	24.815	231	23.901	<b>182</b>		9	1:40.049	51.239	120	24.925	232	<b>23.885</b>	<b>181</b>	
5	1:40.004	51.130	126	24.788	231	24.086	182		10	<b>1:39.280</b>	<b>50.735</b>	<b>124</b>	<b>24.572</b>	<b>231</b>	23.973	180	

<b>2 Stolz, DEU / Engel, DEU</b>									<b>theoretical besttime: 1:38.967</b>								
1	6:03.900	5:12.544	122	25.952	224	25.404	179		8	5:58.232	5:02.431	127	26.510	155	29.291	182	
2	1:42.625	52.695	124	25.329	226	24.601	179		9	1:39.691	51.108	127	24.616	230	23.967	183	
3	1:41.784	52.369	129	25.280	227	24.135	181		10	1:39.761	51.171	129	24.632	230	23.958	183	
4	1:40.367	51.447	126	24.858	228	24.062	182		11	1:39.428	51.090	127	<b>24.597</b>	<b>228</b>	23.741	183	
5	1:39.912	51.193	126	24.745	229	23.974	182		12	1:39.206	<b>50.773</b>	<b>129</b>	24.836	229	<b>23.597</b>	<b>183</b>	
6	1:39.578	50.967	126	24.770	228	23.841	182		13	<b>1:39.077</b>	50.806	129	24.634	230	23.637	184	
7	1:45.217	51.854	124	24.944	228	28.419	57										

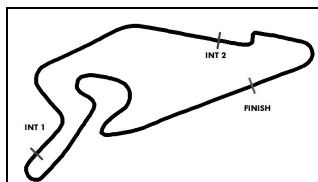
<b>3 Lips, CHE / Hackländer, DEU</b>									<b>theoretical besttime: 1:39.620</b>								
1	2:42.415	1:49.663	118	26.669	225	26.083	178		10	1:42.680	51.986	127	25.052	200	25.642	181	
2	1:44.754	53.699	123	26.016	229	25.039	180		11	1:40.242	51.272	128	24.808	232	24.162	182	
3	1:42.736	52.638	124	25.441	230	24.657	182		12	1:39.765	51.153	129	<b>24.625</b>	<b>231</b>	<b>23.987</b>	<b>182</b>	
4	1:41.759	52.056	125	25.210	230	24.493	182		13	1:39.904	<b>51.008</b>	<b>130</b>	24.698	232	24.198	182	
5	1:41.071	51.717	125	25.034	230	24.320	180		14	1:39.937	51.196	127	24.740	232	24.001	182	
6	1:41.772	52.154	124	25.114	230	24.504	180		15	<b>1:39.716</b>	51.030	126	24.634	233	24.052	182	
7	1:40.721	51.475	125	24.997	231	24.249	181		16	1:40.969	51.927	128	24.892	233	24.150	180	
8	1:40.598	51.691	123	24.839	231	24.068	180		17	1:39.922	51.025	126	24.751	232	24.146	181	
9	1:40.618	51.717	126	24.848	232	24.053	181		18	1:39.925	51.015	125	24.742	231	24.168	179	

<b>4 Tribaudini, FRA / Hoti, DEU</b>									<b>theoretical besttime: 1:40.680</b>								
1	7:33.571	6:37.029	112	29.712	207	26.830	175		8	1:43.162	52.427	125	25.310	214	25.425	180	
2	1:47.096	55.329	119	26.413	226	25.354	177		9	1:41.991	52.373	125	25.025	231	24.593	180	
3	1:43.957	53.241	121	25.780	227	24.936	178		10	<b>1:41.440</b>	52.055	124	25.105	231	24.280	181	
4	1:50.868	53.044	123	25.716	228	32.108	174		11	1:41.545	51.977	125	25.223	230	24.345	180	
5	1:43.869	53.230	125	25.383	229	25.256	179		12	1:41.696	52.330	125	25.160	230	<b>24.206</b>	<b>179</b>	
6	1:55.445	51.899	125	25.380	229	38.166	177		13	1:46.828	<b>51.600</b>	<b>127</b>	<b>24.874</b>	<b>231</b>	30.354	57	
7	1:47.250	56.508	125	25.637	228	25.105	180										

<b>7 Ludwig, DEU / Asch, DEU</b>									<b>theoretical besttime: 1:39.089</b>								
1	12:04.162	11:09.656	113	27.341	213	27.165	180		7	1:40.083	51.194	127	24.846	233	24.043	184	
2	1:44.670	53.613	122	25.854	230	25.203	181		8	1:39.795	51.008	125	24.841	234	23.946	184	
3	1:42.822	52.448	123	25.313	230	25.061	182		9	1:44.575	51.174	121	26.875	192	26.526	184	
4	1:42.449	52.512	120	25.341	231	24.596	183		10	1:39.843	51.074	125	24.835	233	23.934	182	
5	1:41.315	51.831	125	25.018	231	24.466	183		11	1:39.449	50.994	126	<b>24.590</b>	<b>234</b>	23.865	183	
6	1:40.766	51.705	126	24.820	233	24.241	183		12	<b>1:39.192</b>	<b>50.723</b>	<b>126</b>	24.693	233	<b>23.776</b>	<b>183</b>	

<b>8 Marschall, DEU / Schreiner, DEU</b>									<b>theoretical besttime: 1:42.258</b>								
1	3:02.331	2:02.751	100	30.705	171	28.875	173		8	1:44.161	53.490	123	25.537	232	25.134	179	
2	2:03.244	59.947	112	29.954	172	33.343	58		9	1:43.735	53.297	122	25.348	233	25.090	179	
3	7:04.698	6:10.670	114	27.587	213	26.441	177		10	1:42.869	52.700	125	25.457	233	<b>24.712</b>	<b>180</b>	
4	1:50.475	58.073	117	26.663	225	25.739	179		11	1:49.571	52.743	123	28.000	186	28.828	181	
5	1:47.648	54.552	117	27.402	228	25.694	180		12	1:48.245	54.423	106	28.065	221	25.757	181	
6	1:45.500	53.948	118	26.058	231	25.494	177		13	1:46.185	52.904	122	28.229	214	25.052	180	
7	1:46.801	54.165	120	25.948	230	26.688	179		14	<b>1:42.551</b>	<b>52.274</b>	<b>125</b>	<b>25.272</b>	<b>230</b>	25.005	182	

<b>11 Erhart, DEU / Kaffer, DEU</b>									<b>theoretical besttime: 1:41.285</b>								
1	15:02.419	14:08.771	109	27.631	214	26.017	174		6	1:43.408	52.724	121	25.912	230	24.772	179	
2	1:48.184	56.509	115	26.301	225	25.374	176		7	1:42.229	52.191	124	25.497	231	24.541	178	
3	1:46.313	54.982	119	26.190	228	25.141	178		8	1:42.676	52.871	122	25.363	231	<b>24.442</b>	<b>181</b>	
4	1:44.324	53.599	120	25.974	229	24.751	178		9	1:41.870	52.061	121	25.367	231	24.442	181	
5	1:43.992	53.280	121	25.748	229	24.964	180		10	<b>1:41.300</b>	<b>51.671</b>	<b>126</b>	<b>25.172</b>	<b>232</b>	24.457	180	



# ADAC GT Masters

## Sector List Qualifying 2

Provisional



Nürburgring, Length: 3629m

Air temperature: 15.83°C

Track temperature: 15.5°C

Weather condition: Wet

**DMSB** Reg. Nr.: DMSB 215/19

Sunday, August 18, 2019 9:00:00

Lap	Time	SE1	SP1	SE2	SP2	SE3	SP3	TSP	Lap	Time	SE1	SP1	SE2	SP2	SE3	SP3	TSP
<b>12 Spengler, DEU / Drudi, ITA</b>									<b>theoretical besttime: 1:39.412</b>								
1	14:56.904	14:03.140	110	28.383	225	25.381	175		6	1:39.815	50.814	124	24.880	231	24.121	179	
2	1:43.282	53.227	119	25.429	225	24.626	179		7	<b>1:39.445</b>	<b>50.733</b>	<b>128</b>	<b>24.726</b>	<b>231</b>	23.986	180	
3	1:48.499	51.953	123	25.255	229	31.291	177		8	1:45.202	53.423	116	26.288	209	25.491	182	
4	1:40.701	51.461	123	24.938	230	24.302	180		9	1:40.569	51.254	128	24.909	230	24.406	181	
5	1:46.006	52.967	119	27.319	178	25.720	<b>182</b>		10	1:39.662	50.913	126	24.796	232	<b>23.953</b>	<b>181</b>	

<b>13 Jahn, DEU / Barth, DEU</b>									<b>theoretical besttime: 1:40.769</b>								
1	2:37.085	1:44.402	115	26.639	217	26.044	179		9	1:41.900	52.360	124	25.177	227	<b>24.363</b>	<b>181</b>	
2	1:45.838	54.576	116	26.053	230	25.209	181		10	1:45.066	51.964	126	25.190	219	27.912	183	
3	1:48.683	53.653	122	25.575	232	29.455	56		11	<b>1:41.014</b>	<b>51.485</b>	<b>126</b>	<b>24.921</b>	<b>231</b>	24.608	182	
4	4:36.946	3:46.235	120	25.879	228	24.832	180		12	1:41.016	51.574	125	24.928	236	24.514	181	
5	1:43.121	53.175	123	25.290	228	24.656	177		13	1:41.832	51.585	126	25.474	231	24.773	183	
6	1:42.472	52.486	123	25.377	230	24.609	182		14	1:42.100	52.414	125	25.040	228	24.646	182	
7	1:48.536	56.223	115	25.944	229	26.369	<b>183</b>		15	2:06.131	1:13.414	119	27.713	216	25.004	183	
8	1:41.776	51.960	124	25.197	231	24.619	183										

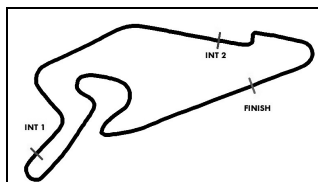
<b>14 Sylvest, DNK / Klingmann, DEU</b>									<b>theoretical besttime: 1:40.039</b>								
1	18:29.987	17:26.112	74	28.106	165	35.769	177		5	1:41.012	51.738	127	25.116	235	24.158	184	
2	1:45.266	54.328	119	25.901	234	25.037	183		6	1:40.572	51.550	126	24.945	235	24.077	184	
3	1:42.811	52.821	124	25.458	234	24.532	184		7	1:40.751	51.832	129	24.882	236	<b>24.037</b>	<b>184</b>	
4	1:41.618	52.290	125	25.214	235	24.114	184		8	<b>1:40.118</b>	<b>51.138</b>	<b>129</b>	<b>24.864</b>	<b>236</b>	24.116	184	

<b>17 Bernhard, DEU / Bachler, AUT</b>									<b>theoretical besttime: 1:38.691</b>								
1	2:06.487	1:04.255	114	29.021	197	33.211	57		10	1:39.066	50.574	128	24.627	230	23.865	182	
2	4:27.027	3:36.977	123	25.637	227	24.413	179		11	<b>1:38.871</b>	<b>50.389</b>	<b>128</b>	24.570	231	23.912	182	
3	1:41.320	52.056	126	25.075	228	24.189	181		12	1:39.045	50.566	128	24.594	231	23.885	182	
4	1:40.171	51.229	129	25.001	227	23.941	180		13	1:39.043	50.422	128	24.737	230	23.884	182	
5	1:39.544	50.937	128	24.721	229	23.886	181		14	1:43.747	51.337	124	27.288	219	25.122	182	
6	1:39.087	50.672	<b>129</b>	24.676	229	<b>23.739</b>	180		15	1:38.961	50.406	127	<b>24.563</b>	<b>232</b>	23.992	182	
7	1:39.708	50.928	128	24.649	229	24.131	182		16	1:39.991	50.991	127	24.659	231	24.341	183	
8	1:41.956	50.599	127	26.228	225	25.129	<b>183</b>		17	1:39.298	50.678	126	24.693	232	23.927	183	
9	1:39.507	50.838	127	24.645	229	24.024	182										

<b>18 de Leener, BEL / Cairoli, ITA</b>									<b>theoretical besttime: 1:38.599</b>								
1	4:41.601	3:49.565	116	26.633	225	25.403	180		9	1:50.706	50.913	131	24.586	216	35.207	57	
2	1:42.585	53.090	126	25.139	227	24.356	180		10	4:45.801	3:45.402	109	31.216	218	29.183	182	
3	1:40.608	51.795	126	24.908	227	23.905	179		11	<b>1:38.735</b>	<b>50.537</b>	<b>132</b>	24.474	231	23.724	179	
4	1:39.661	51.098	128	24.768	227	23.795	179		12	1:39.181	50.727	128	24.591	232	23.863	181	
5	1:39.511	50.971	129	24.665	229	23.875	180		13	1:38.870	50.538	131	24.606	230	23.726	181	
6	1:39.107	50.895	127	24.604	229	23.608	180		14	1:39.119	50.893	128	24.521	231	23.705	180	
7	1:38.858	50.713	129	24.554	229	<b>23.591</b>	179		15	1:39.160	50.739	128	24.680	229	23.741	180	
8	1:43.026	51.021	129	<b>24.471</b>	230	27.534	180										

<b>19 Beretta, ITA / Mapelli, ITA</b>									<b>theoretical besttime: 1:39.048</b>								
1	18:18.260	17:21.198	120	27.861	105	29.201	180		5	1:40.071	50.919	128	24.999	231	24.153	182	
2	1:42.914	52.801	124	25.411	231	24.702	182		6	1:39.317	50.705	126	24.783	231	<b>23.829</b>	<b>182</b>	
3	1:42.162	51.432	127	26.255	232	24.475	181		7	<b>1:39.201</b>	50.637	129	<b>24.653</b>	<b>232</b>	23.911	182	
4	1:39.904	50.923	<b>129</b>	24.878	232	24.103	<b>183</b>		8	1:39.456	<b>50.566</b>	<b>129</b>	24.870	233	24.020	182	

<b>20 Wishofer, AUT / Snoeks, NLD</b>									<b>theoretical besttime: 1:40.117</b>								
1	16:37.843	15:42.540	117	29.251	223	26.052	180		6	1:40.647	51.505	125	24.793	231	24.349	181	
2	1:42.834	52.899	125	25.329	229	24.606	<b>182</b>		7	1:40.377	51.240	126	24.952	231	24.185	179	
3	1:44.001	52.801	123	26.001	222	25.199	180		8	1:40.436	51.491	121	<b>24.763</b>	<b>231</b>	<b>24.182</b>	<b>181</b>	
4	1:41.289	51.919	125	24.975	231	24.395	182		9	<b>1:40.350</b>	<b>51.172</b>	<b>123</b>	24.896	231	24.282	181	
5	1:40.763	51.533	125	25.003	231	24.227	182										



# ADAC GT Masters

## Sector List Qualifying 2

Provisional



Nürburgring, Length: 3629m

Air temperature: 15.83°C

Track temperature: 15.5°C

Weather condition: Wet

**DMSB** Reg. Nr.: DMSB 215/19

Sunday, August 18, 2019 9:00:00

Lap	Time	SE1	SP1	SE2	SP2	SE3	SP3	TSP	Lap	Time	SE1	SP1	SE2	SP2	SE3	SP3	TSP
<b>21</b>	Eriksson, SWE / Bleekemolen, NLD									<b>theoretical besttime: 1:39.669</b>							
1	16:35.018	15:41.651	113	26.846	217	26.521	178		6	1:40.779	51.395	123	25.102	230	24.282	182	
2	1:44.849	54.069	125	25.664	225	25.116	180		7	1:40.095	51.140	125	24.842	229	<b>24.113</b>	<b>182</b>	
3	1:42.379	52.583	127	25.214	229	24.582	182		8	<b>1:39.822</b>	<b>50.805</b>	<b>126</b>	<b>24.751</b>	<b>231</b>	24.266	182	
4	1:41.520	51.873	126	25.108	230	24.539	<b>183</b>		9	1:40.499	51.128	126	25.028	230	24.343	180	
5	1:40.779	51.523	<b>127</b>	24.957	<b>231</b>	24.299	182										

<b>24</b>	Ortmann, DEU / Winkelhock, DEU									<b>theoretical besttime: 1:39.454</b>							
1	2:18.263	1:09.761	113	30.876	140	37.626	56		8	1:54.838	55.121	93	29.196	227	30.521	180	
2	9:19.138	8:25.962	118	27.272	219	25.904	178		9	1:44.543	51.348	125	28.543	203	24.652	180	
3	1:43.295	52.929	122	25.308	229	25.058	178		10	1:39.832	51.210	125	24.714	231	23.908	180	
4	1:42.070	52.286	125	25.044	229	24.740	179		11	1:39.683	51.013	126	24.912	230	<b>23.758</b>	<b>180</b>	
5	1:42.039	52.612	125	25.190	229	24.237	179		12	1:42.345	<b>51.008</b>	<b>127</b>	24.974	229	26.363	180	
6	1:40.837	51.762	125	24.948	229	24.127	180		13	<b>1:39.546</b>	51.046	127	<b>24.688</b>	<b>231</b>	23.812	180	
7	1:40.716	51.719	<b>127</b>	24.881	<b>231</b>	24.116	180										

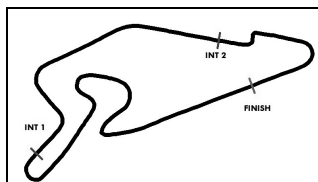
<b>25</b>	Schmidt, CHE / Haase, DEU									<b>theoretical besttime: 1:39.245</b>							
1	2:16.575	1:08.213	117	30.716	128	37.646	55		7	1:41.214	51.136	129	<b>24.690</b>	<b>232</b>	25.388	179	
2	13:56.276	13:02.073	118	27.893	224	26.310	179		8	1:39.682	51.014	128	24.724	232	23.944	180	
3	1:43.609	53.397	124	25.551	229	24.661	177		9	1:42.084	51.093	127	25.726	223	25.265	180	
4	1:41.530	51.972	127	25.499	229	24.059	181		10	1:39.464	<b>50.804</b>	<b>128</b>	24.780	232	23.880	181	
5	1:45.713	53.806	126	25.049	231	26.858	181		11	<b>1:39.257</b>	50.815	129	24.691	232	<b>23.751</b>	<b>181</b>	
6	1:39.852	51.211	127	24.884	231	23.757	<b>182</b>										

<b>26</b>	Rogivue, CHE / Mücke, DEU									<b>theoretical besttime: 1:40.138</b>							
1	2:16.194	1:10.459	113	37.549	90	28.186	176		9	1:41.027	51.943	128	24.892	231	24.192	177	
2	1:46.195	54.887	121	26.052	227	25.256	178		10	1:42.436	52.129	121	24.941	231	25.366	181	
3	1:44.004	53.556	124	25.763	228	24.685	178		11	1:40.452	<b>51.330</b>	<b>129</b>	24.882	231	24.240	180	
4	1:42.645	52.901	125	25.282	228	24.462	179		12	<b>1:40.246</b>	51.362	127	24.773	230	<b>24.111</b>	<b>178</b>	
5	1:41.977	52.384	126	25.106	229	24.487	179		13	1:46.316	51.528	126	25.416	231	29.372	57	
6	1:41.896	52.183	128	25.162	230	24.551	179		14	3:26.320	2:30.247	122	28.657	166	27.416	179	
7	1:49.420	52.776	124	26.400	227	30.244	57		15	1:40.350	51.519	126	<b>24.697</b>	<b>232</b>	24.134	179	
8	3:12.082	2:19.498	124	25.513	229	27.071	180		16	1:40.456	51.515	126	24.828	232	24.113	175	

<b>28</b>	Feller, CHE / Vanthoor, BEL									<b>theoretical besttime: 1:39.162</b>							
1	18:03.742	17:11.888	113	26.240	223	25.614	178		5	1:49.501	51.775	127	32.257	197	25.469	181	
2	1:43.221	53.433	122	25.157	230	24.631	177		6	1:41.048	52.566	127	<b>24.662</b>	<b>232</b>	<b>23.820</b>	<b>181</b>	
3	1:40.334	51.551	127	24.749	231	24.034	182		7	1:43.282	53.255	128	25.061	225	24.966	182	
4	1:39.819	51.105	125	24.670	232	24.044	<b>182</b>		8	<b>1:39.416</b>	<b>50.680</b>	<b>129</b>	24.777	233	23.959	182	

<b>29</b>	Hofer, AUT / Mies, DEU									<b>theoretical besttime: 1:39.337</b>							
1	8:57.566	8:05.994	109	26.398	225	25.174	178		8	1:40.199	51.376	126	24.756	229	24.067	179	
2	1:43.584	53.535	122	25.353	228	24.696	176		9	1:39.760	50.901	126	24.768	231	24.091	180	
3	1:41.473	52.102	126	24.896	229	24.475	178		10	1:39.756	50.816	127	24.809	230	24.131	181	
4	1:42.089	52.619	127	25.126	229	24.344	180		11	1:39.587	50.761	128	<b>24.713</b>	<b>231</b>	24.113	180	
5	1:41.062	51.409	127	25.276	229	24.377	180		12	1:55.346	56.027	103	30.271	180	29.048	181	
6	1:40.278	51.310	<b>128</b>	24.787	230	24.181	180		13	1:39.639	<b>50.748</b>	<b>127</b>	24.750	231	24.141	180	
7	1:40.329	51.341	127	24.880	230	24.108	180		14	<b>1:39.570</b>	50.978	125	24.716	231	<b>23.876</b>	<b>180</b>	

<b>30</b>	Abbelen, DEU / Campbell, AUS									<b>theoretical besttime: 1:38.797</b>							
1	8:19.489	7:23.892	82	29.402	216	26.195	178		7	1:41.885	52.791	126	25.069	233	24.025	184	
2	1:44.810	54.097	116	25.762	228	24.951	177		8	1:39.639	51.202	125	24.792	234	<b>23.645</b>	<b>185</b>	
3	1:45.074	55.468	127	25.179	231	24.427	183		9	1:39.714	51.320	133	24.542	234	23.852	185	
4	1:41.061	51.754	127	25.145	231	24.162	180		10	1:39.229	50.763	124	24.791	233	23.675	184	
5	1:49.252	53.755	120	25.829	211	29.668	57		11	<b>1:38.891</b>	<b>50.722</b>	<b>126</b>	<b>24.430</b>	<b>234</b>	23.739	184	
6	6:53.729	5:55.755	104	29.234	148	28.740	184										



# ADAC GT Masters

## Sector List Qualifying 2

Provisional



Nürburgring, Length: 3629m

Air temperature: 15.83°C

Track temperature: 15.5°C

Weather condition: Wet

**DMSB** Reg. Nr.: DMSB 215/19

Sunday, August 18, 2019 9:00:00

Lap	Time	SE1	SP1	SE2	SP2	SE3	SP3	TSP	Lap	Time	SE1	SP1	SE2	SP2	SE3	SP3	TSP
<b>31</b> Niederhauser, CHE / van der Linde, ZAF									<b>theoretical besttime: 1:38.567</b>								
1	8:58.620	7:57.163	100	29.122	201	32.335	57		6	1:39.483	50.934	124	24.686	232	23.863	181	
2	8:21.779	7:31.043	119	25.793	229	24.943	180		7	1:39.372	50.774	128	24.893	232	23.705	180	
3	1:48.192	58.874	126	25.124	230	24.194	<b>182</b>		8	1:38.856	50.681	129	24.618	231	<b>23.557</b>	<b>181</b>	
4	1:39.944	51.280	125	24.880	232	23.784	181		9	<b>1:38.679</b>	<b>50.518</b>	<b>128</b>	<b>24.492</b>	<b>231</b>	23.669	179	
5	1:40.083	51.407	126	24.731	231	23.945	181		10	1:38.980	50.529	126	24.616	232	23.835	181	

<b>33</b> Salaquarda, CZE / Stippler, DEU									<b>theoretical besttime: 1:39.754</b>								
1	18:57.620	18:02.130	114	26.509	226	28.981	161		5	1:40.360	51.485	129	24.603	234	24.272	181	
2	1:53.512	57.165	117	27.086	130	29.261	181		6	<b>1:40.008</b>	<b>51.149</b>	<b>127</b>	24.627	234	24.232	182	
3	1:41.795	52.482	122	24.830	232	24.483	183		7	1:40.086	51.310	129	<b>24.529</b>	<b>234</b>	24.247	183	
4	1:40.667	51.493	125	24.833	<b>235</b>	24.341	182		8	1:40.077	51.332	127	24.669	233	<b>24.076</b>	<b>182</b>	

<b>36</b> Dienst, DEU / Read, AUS									<b>theoretical besttime: 1:40.773</b>								
1	18:10.241	17:07.735	110	35.367	138	27.139	176		5	1:49.573	57.062	114	27.678	228	24.833	182	
2	1:46.340	53.757	119	27.628	213	24.955	180		6	1:41.557	51.885	128	25.285	230	<b>24.387</b>	<b>182</b>	
3	1:42.408	52.558	125	25.312	229	24.538	181		7	1:41.672	52.032	124	25.212	230	24.428	182	
4	1:43.504	53.521	126	25.412	<b>230</b>	24.571	181		8	<b>1:41.323</b>	<b>51.453</b>	<b>127</b>	<b>24.933</b>	<b>229</b>	24.937	181	

<b>47</b> Dontje, NLD / Götze, DEU									<b>theoretical besttime: 1:39.368</b>								
1	15:56.789	15:04.429	113	26.748	225	25.612	176		6	1:39.774	51.065	127	24.759	233	23.950	184	
2	1:44.675	54.546	125	25.386	230	24.743	181		7	1:46.702	56.141	121	25.137	222	25.424	183	
3	1:40.504	51.707	126	24.764	233	24.033	183		8	1:39.664	51.061	125	24.791	232	23.812	183	
4	1:54.874	55.727	81	34.941	210	24.206	182		9	<b>1:39.368</b>	<b>50.865</b>	<b>129</b>	<b>24.704</b>	<b>233</b>	<b>23.799</b>	<b>183</b>	
5	1:40.058	50.985	129	24.831	232	24.242	183		10	1:39.597	50.943	129	24.774	233	23.880	183	

<b>48</b> Vettel, DEU / Ellis, GBR									<b>theoretical besttime: 1:39.578</b>								
1	15:45.025	14:53.215	118	26.336	219	25.474	179		6	1:44.452	54.150	113	25.504	231	24.798	183	
2	1:44.892	54.209	127	25.533	226	25.150	181		7	1:40.018	51.280	130	24.747	231	23.991	182	
3	1:43.278	53.203	127	25.060	230	25.015	182		8	<b>1:39.578</b>	<b>51.082</b>	<b>130</b>	<b>24.615</b>	<b>231</b>	<b>23.881</b>	<b>182</b>	
4	1:40.958	51.656	126	25.182	230	24.120	181		9	2:00.570	51.460	126	32.528	198	36.582	59	
5	1:40.008	51.196	130	24.741	230	24.071	<b>183</b>										

<b>63</b> Bortolotti, ITA / Engelhart, DEU									<b>theoretical besttime: 1:38.712</b>								
1	18:01.974	17:10.221	120	25.984	226	25.769	178		6	1:39.467	50.786	128	24.661	231	24.020	181	
2	1:41.843	52.046	125	25.258	230	24.539	181		7	1:41.784	50.809	126	24.797	230	26.178	181	
3	1:42.595	51.311	124	24.930	230	26.354	181		8	<b>1:39.081</b>	50.488	126	<b>24.535</b>	<b>231</b>	24.058	180	
4	1:39.481	50.841	125	24.783	230	23.857	181		9	1:39.111	<b>50.353</b>	<b>127</b>	24.934	229	<b>23.824</b>	<b>181</b>	
5	1:41.726	50.812	123	24.756	<b>231</b>	26.158	181										

<b>69</b> Luhr, DEU / Holzer, DEU									<b>theoretical besttime: 1:39.401</b>								
1	6:57.633	6:01.567	106	27.914	207	28.152	179		9	1:40.975	51.995	129	24.915	232	24.065	183	
2	1:46.808	55.102	122	26.296	225	25.410	180		10	1:40.371	51.692	129	24.759	232	23.920	183	
3	1:44.438	53.854	123	25.724	228	24.860	181		11	1:39.878	51.051	129	24.786	232	24.041	182	
4	1:42.295	52.674	126	25.377	228	24.244	183		12	1:39.910	51.336	129	24.688	233	23.886	183	
5	1:41.427	51.840	125	25.391	231	24.196	181		13	1:48.845	58.178	122	25.457	196	25.210	182	
6	1:40.921	51.892	127	24.907	231	24.122	182		14	<b>1:39.490</b>	51.111	130	<b>24.622</b>	<b>232</b>	<b>23.757</b>	<b>183</b>	
7	1:41.235	52.206	127	25.080	<b>233</b>	23.949	183		15	1:39.677	<b>51.022</b>	<b>131</b>	24.705	232	23.950	184	
8	1:46.399	55.116	116	26.132	224	25.151	183										

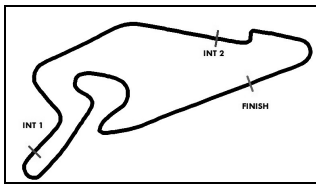
<b>71</b> Tregurtha, GBR / Paul, DEU									<b>theoretical besttime: 1:39.550</b>								
1	3:47.116	2:48.494	101	30.803	141	27.819	173		10	1:41.042	51.665	123	24.981	231	24.396	180	
2	1:48.837	56.305	112	26.613	220	25.919	177		11	1:41.234	52.009	123	24.909	231	24.316	181	
3	1:45.641	53.989	120	26.237	226	25.415	177		12	1:41.295	52.037	124	25.024	231	24.234	182	
4	1:43.676	53.077	123	25.822	228	24.777	178		13	1:40.365	51.289	126	24.878	231	24.198	180	
5	1:44.309	53.661	121	25.666	229	24.982	179		14	1:40.243	51.290	125	24.761	232	24.192	180	
6	1:43.350	53.326	121	25.477	229	24.547	178		15	1:40.507	51.382	128	24.911	231	24.214	181	
7	1:42.261	52.493	124	25.275	229	24.493	179		16	1:40.295	51.449	125	24.896	232	23.950	181	
8	1:42.263	52.649	125	25.369	230	24.245	180		17	<b>1:39.550</b>	<b>50.985</b>	<b>127</b>	<b>24.700</b>	<b>232</b>	<b>23.865</b>	<b>179</b>	
9	1:40.957	51.683	124	25.032	230	24.242	180										

ver: 1.0

[www.adac.de/motorsport](http://www.adac.de/motorsport)

Page 4 / 5 printed: 18.8.2019 9:35





# ADAC GT Masters

## Sector List Qualifying 2

Provisional



Nürburgring, Length: 3629m

Air temperature: 15.83°C

Track temperature: 15.5°C

Weather condition: Wet

**DMSB** Reg. Nr.: DMSB 215/19

Sunday, August 18, 2019 9:00:00

Lap	Time	SE1	SP1	SE2	SP2	SE3	SP3	TSP	Lap	Time	SE1	SP1	SE2	SP2	SE3	SP3	TSP
-----	------	-----	-----	-----	-----	-----	-----	-----	-----	------	-----	-----	-----	-----	-----	-----	-----

### 77 Pommer, DEU / Kirchhöfer, DEU

**theoretical besttime: 1:39.547**

1	6:50.145	5:55.684	107	28.155	214	26.306	180		8	1:50.100	51.706	121	25.781	228	32.613	58	
2	1:44.825	53.868	120	25.911	230	25.046	182		9	3:59.004	3:02.670	122	25.399	237	30.935	184	
3	1:43.486	53.197	124	25.481	227	24.808	183		10	1:40.599	51.191	126	25.076	233	24.332	184	
4	1:42.286	52.322	123	25.549	230	24.415	184		11	1:39.889	50.965	129	24.828	235	24.096	184	
5	1:41.437	51.792	126	25.267	234	24.378	183		12	1:40.311	51.335	127	24.951	233	24.025	184	
6	1:43.083	52.150	124	25.496	233	25.437	184		13	1:39.659	50.764	128	24.881	233	<b>24.014</b>	<b>185</b>	
7	1:40.843	51.560	126	25.014	232	24.269	184		14	<b>1:39.612</b>	<b>50.732</b>	<b>127</b>	<b>24.801</b>	<b>234</b>	24.079	184	

### 82 Ineichen, CHE / Perera, FRA

**theoretical besttime: 1:38.515**

1	18:17.468	17:19.971	116	28.151	110	29.346	178		6	1:38.789	50.472	127	24.596	233	<b>23.721</b>	<b>184</b>	
2	1:42.461	52.642	127	25.207	231	24.612	181		7	1:40.558	51.123	123	25.191	232	24.244	183	
3	1:40.403	51.287	129	24.940	233	24.176	182		8	1:39.193	50.790	131	<b>24.590</b>	<b>234</b>	23.813	184	
4	1:39.923	51.031	126	24.847	232	24.045	182		9	<b>1:38.672</b>	<b>50.204</b>	<b>129</b>	24.678	233	23.790	183	
5	1:39.467	50.824	129	24.736	232	23.907	<b>184</b>										