



# ADAC GT4 Germany

## Result List Race 1

Provisional



Nürburgring, Length: 3629m

Air temperature: 18.27°C

Track temperature: 20.65°C

Weather condition: Dry

**DMSB** Reg. Nr.: DMSB 214/19

Saturday, August 17, 2019 11:55:00

started : 24      classified : 23      not classified : 1

Nr.	Drivers	Team	Laps	Total Time	Gap	Kph	Lap	Time	Kph
Cl.	Car	Competitor							
1	33 <b>C.Fagg(GBR)/M.Benyahia(MAR)</b> J McLaren 570s GT4	<b>Team GT</b> Team GT	38	<b>1:02:51.389</b>		131.7	5	1:35.430	136.9
2	59 <b>F.Martin-Dye(GBR)/C.Jöns(DEU)</b> McLaren 570s GT4	<b>Dörr Motorsport</b> Dörr Motorsport	38	<b>1:02:52.987</b>	1.598	131.6	4	1:35.615	136.6
3	99 <b>H.Owega(DEU)/J.Owega(DEU)</b> J Mercedes-AMG GT4	<b>GetSpeed Performance</b> GetSpeed Performance	38	<b>1:02:55.003</b>	3.614	131.5	9	1:35.451	136.8
4	48 <b>L.Trefz(DEU)/M.Haber(AUS)</b> J Mercedes-AMG GT4	<b>Leipert Motorsport</b> Leipert Motorsport	38	<b>1:03:05.381</b>	13.992	131.2	4	1:35.819	136.3
5	77 <b>L.Wankmüller(DEU)/T.Heinemann(DEU)</b> J Mercedes-AMG GT4	<b>HP Racing International(DEU)</b> HP Racing International	38	<b>1:03:11.133</b>	19.744	131.1	6	1:36.062	135.9
6	22 <b>J.Kasperlik(DEU)/L.Kern(DEU)</b> T Porsche Cayman GT4	<b>Team Allied-Racing(DEU)</b> Team Allied-Racing	38	<b>1:03:17.730</b>	26.341	131.0	20	1:36.299	135.6
7	7 <b>M.Zug(DEU)/G.Piana(ITA)</b> J BMW M4 GT4	<b>RN Vision STS(DEU)</b> RN Vision STS	38	<b>1:03:19.459</b>	28.070	130.8	25	1:35.919	136.2
8	36 <b>M.Suabo(DEU)/M.Dienst(DEU)</b> T Mercedes-AMG GT4	<b>Schütz Motorsport(DEU)</b> Schütz Motorsport	38	<b>1:03:20.180</b>	28.791	131.0	24	1:35.664	136.5
9	69 <b>P.Dörr(DEU)/D.Trebing(USA)</b> J McLaren 570s GT4	<b>Dörr Motorsport</b> Dörr Motorsport	38	<b>1:03:24.442</b>	33.053	130.6	4	1:35.938	136.1
10	24 <b>M.Siljehaug(NOR)/E.Angermayr(AUT)</b> J KTM X-Bow GT4	<b>Felbermayr Reiter(DEU)</b> Felbermayr Reiter	38	<b>1:03:26.567</b>	35.178	130.5	3	1:36.037	136.0
11	2 <b>M.Schrey(DEU)/T.Jäger(AUT)</b> BMW M4 GT4	<b>Hofor Racing by Bonk Motorsport</b> Hofor Racing by Bonk Motorsport	38	<b>1:03:32.977</b>	41.588	130.2	3	1:36.167	135.8
12	11 <b>O.Mayer(DEU)/J.Springob(DEU)</b> J Mercedes-AMG GT4	<b>Bremotion</b> Bremotion	38	<b>1:03:33.062</b>	41.673	130.5	19	1:36.092	135.9
13	6 <b>M.Lungstrass(DEU)/M.Beckhusen(DEU)</b> J Audi R8 LMS GT4	<b>Racing One(DEU)</b> Racing One	38	<b>1:03:38.639</b>	47.250	130.2	7	1:36.682	135.1
14	3 <b>M.Fischer(AUT)/C.Hürtgen(DEU)</b> BMW M4 GT4	<b>Hofor Racing by Bonk Motorsport</b> Hofor Racing by Bonk Motorsport	38	<b>1:03:39.026</b>	47.637	130.1	9	1:36.503	135.3
15	21 <b>C.Schöll(AUT)/B.Mazatis(DEU)</b> Porsche Cayman GT4	<b>Team Allied-Racing(DEU)</b> Team Allied-Racing	38	<b>1:03:39.908</b>	48.519	130.2	7	1:36.931	134.7
16	17 <b>H.Hadergasser(DEU)/H.Still(DEU)</b> T Porsche Cayman GT4	<b>KÜS TEAM75 Bernhard(DEU)</b> KÜS TEAM75 Bernhard	38	<b>1:03:45.618</b>	54.229	130.2	18	1:35.569	136.7
17	5 <b>P.Stalidzane(DEU)/N.Rindlisbacher(CHE)</b> J Audi R8 LMS GT4	<b>Racing One(DEU)</b> Racing One	38	<b>1:03:54.426</b>	1:03.037	129.7	7	1:37.360	134.1
18	14 <b>S.Grotstollen(DEU)/G.Braun(DEU)</b> T BMW M4 GT4	<b>MRS Besagroup Racing</b> MRS Besagroup Racing	38	<b>1:04:05.942</b>	1:14.553	129.3	6	1:36.770	135.0
19	4 <b>H.Eichenberg(DEU)/T.Kratz(AUT)</b> T BMW M4 GT4	<b>Team AVIA Sorg Rennsport(DEU)</b> Team AVIA Sorg Rennsport	38	<b>1:04:08.568</b>	1:17.179	129.2	6	1:36.868	134.8
20	66 <b>F.Dziwok(POL)/S.Halek(AUT)</b> T Porsche Cayman GT4	<b>HP Racing International(DEU)</b> HP Racing International	38	<b>1:04:21.930</b>	1:30.541	128.8	24	1:37.592	133.8
21	15 <b>F.Kovac(CRO)/T.Tekaas(DEU)</b> T BMW M4 GT4	<b>MRS Besagroup Racing</b> MRS Besagroup Racing	37	<b>1:03:21.687</b>	1 LAP	127.7	19	1:36.337	135.6
22	89 <b>J.Krabec(CZE)/S.Pavlovec(CZE)</b> T KTM X-Bow GT4	<b>RTR projects(CZE)</b> RTR projects	37	<b>1:04:00.548</b>	1 LAP	126.1	12	1:38.262	132.9
23	23 <b>L.Kraihamer(AUT)/R.Kofler(AUT)</b> KTM X-Bow GT4	<b>True Racing</b> True Racing	33	<b>1:03:58.036</b>	5LAPS	112.9	19	1:36.976	134.7
<b>Not classified</b>									
94	<b>F.von der Laden(DEU)/A.Valente(CHE)</b> McLaren 570s GT4	<b>Team GT</b> Team GT	6	<b>11:26.840</b>	32LAPS	118.8	4	1:36.719	135.0

*Fastest lap of the race. Car 33 driver Charlie Fagg on lap 5. Time 1:35.430, average speed 136.9 km/h.*

Following race director decision drive trough penalty converted into a time penalty of 30 seconds for car no. 94



# ADAC GT4 Germany

## Result List Race 1

Provisional



Nürburgring, Length: 3629m

Air temperature: 18.27°C

Track temperature: 20.65°C

Weather condition: Dry

**DMSB** Reg. Nr.: DMSB 214/19

Saturday, August 17, 2019 11:55:00

started : 24      classified : 23      not classified : 1

Nr. Drivers	Team	Laps	Total Time	Gap	Kph	Lap	Time	Kph
Cl. Car	Competitor							

Subject to final scrutineering!

Publication time:

Clerk of the Course: Michael Bork

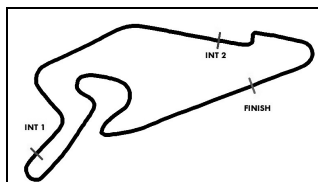
Timekeeper: Steffen Ruhl

ver: 1.0

[www.adac.de/motorsport](http://www.adac.de/motorsport)

Page 2/ 2 printed: 17.8.2019 13:07





# ADAC GT4 Germany

## Class Result List Race 1

Provisional



Nürburgring, Length: 3629m

Air temperature: 18.27°C

Track temperature: 20.65°C

Weather condition: Dry

**DMSB** Reg. Nr.: DMSB 214/19

Saturday, August 17, 2019 11:55:00

started : 24      classified : 23      not classified : 1

Nr. Drivers	Team	Laps	Total Time	Gap	Kph	Lap	Time	Kph
Car	Competitor							

### CLASS: Junior

Started: 10	Classified: 10	Not Classified: 0							
1	33 C.Fagg(GBR)/M.Benyahia(MAR) McLaren 570s GT4	Team GT Team GT	38	1:02:51.389		131.7	5	1:35.430	136.9
2	99 H.Owega(DEU)/J.Owega(DEU) Mercedes-AMG GT4	GetSpeed Performance GetSpeed Performance	38	1:02:55.003	3.614	131.5	9	1:35.451	136.8
3	48 L.Trefz(DEU)/M.Haber(AUS) Mercedes-AMG GT4	Leipert Motorsport Leipert Motorsport	38	1:03:05.381	13.992	131.2	4	1:35.819	136.3
4	77 L.Wankmüller(DEU)/T.Heinemann(DEU) Mercedes-AMG GT4	HP Racing International(DEU) HP Racing International	38	1:03:11.133	19.744	131.1	6	1:36.062	135.9
5	7 M.Zug(DEU)/G.Piana(ITA) BMW M4 GT4	RN Vision STS(DEU) RN Vision STS	38	1:03:19.459	28.070	130.8	25	1:35.919	136.2
6	69 P.Dörr(DEU)/D.Trebing(USA) McLaren 570s GT4	Dörr Motorsport Dörr Motorsport	38	1:03:24.442	33.053	130.6	4	1:35.938	136.1
7	24 M.Siljehaug(NOR)/E.Angermayr(AUT) KTM X-Bow GT4	Felbermayr Reiter(DEU) Felbermayr Reiter	38	1:03:26.567	35.178	130.5	3	1:36.037	136.0
8	11 O.Mayer(DEU)/J.Springob(DEU) Mercedes-AMG GT4	Bremotion Bremotion	38	1:03:33.062	41.673	130.5	19	1:36.092	135.9
9	6 M.Lungstrass(DEU)/M.Beckhusen(DEU) Audi R8 LMS GT4	Racing One(DEU) Racing One	38	1:03:38.639	47.250	130.2	7	1:36.682	135.1
10	5 P.Stalidzane(DEU)/N.Rindlisbacher(CHE) Audi R8 LMS GT4	Racing One(DEU) Racing One	38	1:03:54.426	1:03.037	129.7	7	1:37.360	134.1

Fastest lap of the class. Car 33 driver Charlie Fagg on lap 5. Time 1:35.430, average speed 136.9 km/h.

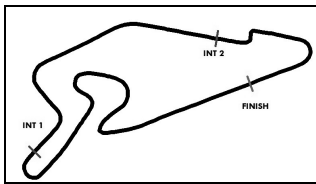
### CLASS: Trophy

Started: 10	Classified: 10	Not Classified: 0							
1	22 J.Kasperlik(DEU)/L.Kern(DEU) Porsche Cayman GT4	Team Allied-Racing(DEU) Team Allied-Racing	38	1:03:17.730		131.0	20	1:36.299	135.6
2	36 M.Suabo(DEU)/M.Dienst(DEU) Mercedes-AMG GT4	Schütz Motorsport(DEU) Schütz Motorsport	38	1:03:20.180	2.450	131.0	24	1:35.664	136.5
3	11 O.Mayer(DEU)/J.Springob(DEU) Mercedes-AMG GT4	Bremotion Bremotion	38	1:03:33.062	15.332	130.5	19	1:36.092	135.9
4	6 M.Lungstrass(DEU)/M.Beckhusen(DEU) Audi R8 LMS GT4	Racing One(DEU) Racing One	38	1:03:38.639	20.909	130.2	7	1:36.682	135.1
5	17 H.Hadegasser(DEU)/H.Still(DEU) Porsche Cayman GT4	KÜS TEAM75 Bernhard(DEU) KÜS TEAM75 Bernhard	38	1:03:45.618	27.888	130.2	18	1:35.569	136.7
6	14 S.Grotstollen(DEU)/G.Braun(DEU) BMW M4 GT4	MRS Besagroup Racing MRS Besagroup Racing	38	1:04:05.942	48.212	129.3	6	1:36.770	135.0
7	4 H.Eichenberg(DEU)/T.Kratz(AUT) BMW M4 GT4	Team AVIA Sorg Rennsport(DEU) Team AVIA Sorg Rennsport	38	1:04:08.568	50.838	129.2	6	1:36.868	134.8
8	66 F.Dziwok(POL)/S.Halek(AUT) Porsche Cayman GT4	HP Racing International(DEU) HP Racing International	38	1:04:21.930	1:04.200	128.8	24	1:37.592	133.8
9	15 F.Kovac(CRO)/T.Tekaat(DEU) BMW M4 GT4	MRS Besagroup Racing MRS Besagroup Racing	37	1:03:21.687	1 LAP	127.7	19	1:36.337	135.6
10	89 J.Krabec(CZE)/S.Pavlovec(CZE) KTM X-Bow GT4	RTR projects(CZE) RTR projects	37	1:04:00.548	1 LAP	126.1	12	1:38.262	132.9

Fastest lap of the class. Car 17 driver Hendrik Still on lap 18. Time 1:35.569, average speed 136.7 km/h.

Following race director decision drive trough penalty converted into a time penalty of 30 seconds for car no. 94

Subject to final scrutineering!



# ADAC GT4 Germany

## Class Result List Race 1

Provisional



Nürburgring, Length: 3629m

Air temperature: 18.27°C

Track temperature: 20.65°C

Weather condition: Dry

**DMSB** Reg. Nr.: DMSB 214/19

Saturday, August 17, 2019 11:55:00

started : 24      classified : 23      not classified : 1

Nr. Drivers	Team	Laps	Total Time	Gap	Kph	Lap	Time	Kph
Car	Competitor							

Publication time:

Clerk of the Course: Michael Bork

Timekeeper: Steffen Ruhl

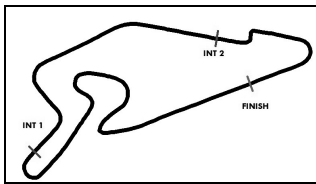
ver: 1.0

[www.adac.de/motorsport](http://www.adac.de/motorsport)

Page 2/ 2 printed: 17.8.2019 13:07







# ADAC GT4 Germany

## Sector List Race 1

Provisional



Nürburgring, Length: 3629m

Air temperature: 18.27°C

Track temperature: 20.65°C

Weather condition: Dry

**DMSB** Reg. Nr.: DMSB 214/19

Saturday, August 17, 2019 11:55:00

Lap	Time	SE1	SP1	SE2	SP2	SE3	SP3	TSP	Lap	Time	SE1	SP1	SE2	SP2	SE3	SP3	TSP
<b>2 Schrey, DEU / Jäger, AUT</b>									<b>theoretical besttime: 1:36.115</b>								
1	1:42.966	55.345	<b>121</b>	24.160	223	23.461	170		20	1:38.114	49.457	117	24.436	223	24.221	170	
2	1:36.346	48.737	119	24.061	223	23.548	170		21	1:37.543	49.511	118	24.355	223	23.677	170	
3	<b>1:36.167</b>	<b>48.729</b>	119	<b>24.060</b>	224	23.378	170		22	1:37.726	49.404	118	24.441	223	23.881	170	
4	1:36.858	49.296	120	24.123	223	23.439	170		23	1:37.485	49.277	118	24.380	224	23.828	170	
5	1:36.350	48.787	119	24.082	223	23.481	170		24	1:37.501	49.435	119	24.345	224	23.721	170	
6	1:36.512	49.062	119	24.124	222	<b>23.326</b>	170		25	1:37.453	49.460	119	24.359	224	23.634	169	
7	1:37.182	49.144	118	24.125	224	23.913	170		26	1:37.766	49.478	118	24.468	223	23.820	170	
8	1:36.575	48.911	119	24.164	223	23.500	170		27	1:38.836	49.995	114	24.636	224	24.205	171	
9	1:36.646	48.940	118	24.232	222	23.474	170		28	1:37.780	49.491	116	24.523	224	23.766	170	
10	1:36.424	48.873	119	24.161	222	23.390	171		29	1:37.620	49.389	117	24.519	224	23.712	170	
11	1:36.402	48.746	119	24.201	223	23.455	170		30	1:38.330	49.535	118	24.492	223	24.303	171	
12	1:36.783	48.961	117	24.222	223	23.600	171		31	1:40.086	50.651	116	25.023	221	24.412	171	
13	1:36.635	48.946	119	24.276	222	23.413	170		32	1:39.733	50.837	118	24.649	217	24.247	171	
14	1:37.895	49.945	118	24.367	223	23.583	170		33	1:39.077	50.274	116	24.693	224	24.110	170	
15	1:36.942	49.074	119	24.339	222	23.529	<b>171</b>		34	1:40.005	51.145	115	24.722	224	24.138	170	
16	1:42.293	49.093	119	25.248	221	27.952	56		35	1:38.991	50.327	114	24.690	224	23.974	170	
17	3:06.766	2:18.614	119	24.345	221	23.807	169		36	1:38.549	49.797	116	24.595	223	24.157	168	
18	1:37.857	49.462	118	24.347	222	24.048	170		37	1:39.180	50.293	112	24.803	221	24.084	169	
19	1:38.026	49.683	118	24.511	<b>226</b>	23.832	170		38	1:39.577	50.136	112	24.980	224	24.461	168	

Lap	Time	SE1	SP1	SE2	SP2	SE3	SP3	TSP	Lap	Time	SE1	SP1	SE2	SP2	SE3	SP3	TSP
<b>3 Fischer, AUT / Hürtgen, DEU</b>									<b>theoretical besttime: 1:36.216</b>								
1	1:45.745	56.879	122	24.652	218	24.214	170		20	3:08.214	2:20.146	118	24.397	222	23.671	171	
2	1:37.636	49.790	121	24.240	221	23.606	171		21	1:37.331	49.423	119	24.376	223	23.532	172	
3	1:36.942	49.077	120	24.223	222	23.642	170		22	1:37.099	49.199	120	24.411	224	23.489	172	
4	1:37.041	48.899	120	24.469	221	23.673	168		23	1:37.624	49.298	120	24.442	225	23.884	171	
5	1:51.241	49.229	120	24.264	220	37.748	167		24	1:37.989	49.924	118	24.465	224	23.600	172	
6	1:36.963	49.223	121	24.273	220	23.467	171		25	1:37.295	49.402	119	24.265	225	23.628	173	
7	1:36.800	49.094	<b>123</b>	24.208	221	23.498	171		26	1:37.259	49.303	119	24.400	224	23.556	172	
8	1:36.549	48.859	122	<b>24.095</b>	225	23.595	168		27	1:38.097	49.831	119	24.483	225	23.783	172	
9	<b>1:36.503</b>	48.959	119	24.203	225	<b>23.341</b>	172		28	1:36.991	49.158	119	24.356	225	23.477	171	
10	1:36.646	<b>48.780</b>	120	24.393	221	23.473	171		29	1:37.328	49.451	120	24.333	225	23.544	172	
11	1:37.000	49.231	117	24.193	223	23.576	170		30	1:38.928	49.691	119	24.362	225	24.875	171	
12	1:36.986	49.391	121	24.216	222	23.379	171		31	1:37.648	49.631	118	24.414	224	23.603	171	
13	1:36.789	49.003	120	24.222	222	23.564	171		32	1:38.777	50.372	119	24.491	225	23.914	173	
14	1:37.075	49.192	120	24.235	222	23.648	171		33	1:37.808	49.656	118	24.422	224	23.730	172	
15	1:37.120	49.131	122	24.187	224	23.802	172		34	1:37.698	49.624	120	24.416	224	23.658	172	
16	1:37.147	49.225	120	24.346	222	23.576	170		35	1:37.643	49.511	121	24.368	225	23.764	172	
17	1:37.325	49.380	118	24.289	222	23.656	169		36	1:37.754	49.410	118	24.401	224	23.943	171	
18	1:37.245	49.254	119	24.432	222	23.559	170		37	1:38.515	50.096	118	24.504	225	23.915	172	
19	1:41.871	49.790	117	24.455	222	27.626	58		38	1:38.404	49.857	117	24.511	225	24.036	170	

Lap	Time	SE1	SP1	SE2	SP2	SE3	SP3	TSP	Lap	Time	SE1	SP1	SE2	SP2	SE3	SP3	TSP
<b>4 Eichenberg, DEU / Kratz, AUT</b>									<b>theoretical besttime: 1:36.754</b>								
1	1:48.040	58.666	116	24.850	218	24.524	168		20	1:38.708	50.073	112	24.812	219	23.823	169	
2	1:37.955	49.854	115	24.480	218	23.621	168		21	1:39.508	50.123	113	24.932	222	24.453	170	
3	1:37.458	49.397	119	24.311	220	23.750	169		22	1:38.940	50.359	113	24.659	222	23.922	168	
4	1:36.991	49.171	117	24.406	219	<b>23.414</b>	169		23	1:38.627	50.072	115	24.533	221	24.022	169	
5	1:37.703	49.243	<b>120</b>	24.249	222	24.211	170		24	1:38.731	50.214	114	24.660	220	23.857	170	
6	<b>1:36.868</b>	<b>49.101</b>	119	<b>24.239</b>	222	23.528	170		25	1:39.566	50.275	113	24.651	220	24.640	168	
7	1:37.203	49.296	119	24.370	220	23.537	170		26	1:39.302	50.221	116	24.674	220	24.407	169	
8	1:37.285	49.214	119	24.390	220	23.681	169		27	1:41.178	51.477	114	25.054	221	24.647	166	
9	1:37.686	49.293	119	24.490	221	23.903	168		28	1:39.858	51.140	114	24.745	222	23.973	170	
10	1:38.490	49.389	118	25.003	216	24.098	169		29	1:39.289	50.818	115	24.696	222	23.775	171	
11	1:37.620	49.499	114	24.552	220	23.569	169		30	1:38.859	50.107	114	24.854	220	23.898	170	
12	1:38.620	50.442	119	24.525	219	23.653	169		31	1:38.781	50.197	119	24.622	222	23.962	170	
13	1:38.059	49.448	115	24.581	219	24.030	169		32	1:38.528	49.977	113	24.716	223	23.835	171	
14	1:37.927	49.540	116	24.675	218	23.712	169		33	1:38.621	50.019	116	24.732	223	23.870	169	
15	1:38.871	49.882	118	24.601	220	24.388	169		34	1:38.593	49.963	114	24.709	223	23.921	171	
16	1:38.973	50.412	116	24.623	220	23.938	169		35	1:38.746	50.402	114	24.575	223	23.769	170	
17	1:38.943	50.141	116	24.657	218	24.145	170		36	1:38.810	49.999	116	24.640	223	24.171	171	
18	1:43.556	50.108	117	24.594	220	28.854	53		37	1:38.844	50.184	115	24.700	223	23.960	170	
19	3:07.668	2:19.173	118	24.543	220	23.952	168		38	1:39.163	50.199	118	24.801	222	24.163	166	





# ADAC GT4 Germany

## Sector List Race 1

Provisional



Nürburgring, Length: 3629m

Air temperature: 18.27°C

Track temperature: 20.65°C

Weather condition: Dry

**DMSB** Reg. Nr.: DMSB 214/19

Saturday, August 17, 2019 11:55:00

Lap	Time	SE1	SP1	SE2	SP2	SE3	SP3	TSP	Lap	Time	SE1	SP1	SE2	SP2	SE3	SP3	TSP
<b>5 Stalidzane, DEU / Rindlisbacher, CHE</b>									<b>theoretical besttime: 1:37.105</b>								
1	1:48.914	59.074	119	25.067	<b>219</b>	24.773	167		20	1:37.981	49.372	121	24.686	216	23.923	168	
2	1:38.435	49.874		24.717	217	23.844	167		21	1:37.708	49.522	121	24.727	216	<b>23.459</b>	<b>168</b>	
3	1:38.148	49.563	108	24.929	217	23.656	167		22	1:37.458	49.295	121	24.650	217	23.513	168	
4	1:37.863	49.634	119	24.457	216	23.772	167		23	1:37.631	49.393	119	24.706	216	23.532	168	
5	1:38.651	50.003	119	24.465	217	24.183	166		24	1:37.795	49.523	119	24.646	217	23.626	168	
6	1:38.686	49.398	118	24.567	216	24.721	167		25	1:37.412	49.308	120	24.514	218	23.590	168	
7	<b>1:37.360</b>	49.217	119	24.457	217	23.686	168		26	1:38.876	50.034	121	24.786	219	24.056	168	
8	1:37.992	49.390	119	<b>24.443</b>	217	24.159	167		27	1:38.085	49.658	121	24.809	216	23.618	168	
9	1:38.116	49.479	120	24.692	217	23.945	167		28	1:37.904	49.590	121	24.690	216	23.624	167	
10	1:38.677	49.699	118	25.012	212	23.966	168		29	1:37.458	49.339	119	24.557	217	23.562	168	
11	1:38.670	49.732	118	24.832	217	24.106	167		30	1:37.642	49.458	122	24.541	217	23.643	168	
12	1:39.329	50.532	115	24.877	218	23.920	168		31	1:37.392	<b>49.203</b>	<b>122</b>	24.540	217	23.649	167	
13	1:38.253	49.736	118	24.730	218	23.787	<b>169</b>		32	1:38.796	50.030	107	25.018	218	23.748	167	
14	1:38.765	49.820	119	24.660	218	24.285	168		33	1:37.993	49.603	121	24.662	217	23.728	167	
15	1:38.834	49.823	115	24.842	216	24.169	168		34	1:37.918	49.492	121	24.661	217	23.765	168	
16	1:43.247	50.030	119	24.871	215	28.346	58		35	1:37.546	49.385	123	24.597	217	23.564	168	
17	3:08.507	2:19.830	122	24.778	215	23.899	167		36	1:38.272	49.539	119	24.777	219	23.956	168	
18	1:37.966	49.521	120	24.736	216	23.709	168		37	1:38.079	49.415	121	24.644	216	24.020	167	
19	1:38.529	50.042	103	24.937	216	23.550	168		38	1:37.538	49.383	119	24.583	217	23.572	167	

Lap	Time	SE1	SP1	SE2	SP2	SE3	SP3	TSP	Lap	Time	SE1	SP1	SE2	SP2	SE3	SP3	TSP
<b>6 Lungstrass, DEU / Beckhusen, DEU</b>									<b>theoretical besttime: 1:36.303</b>								
1	1:47.219	57.724	123	24.649	<b>219</b>	24.846	165		20	1:41.530	49.212	122	24.583	216	27.735	56	
2	1:37.784	49.563	122	24.415	215	23.806	167		21	3:15.590	2:27.042	120	24.760	216	23.788	168	
3	1:37.498	49.364	121	24.403	216	23.731	167		22	1:38.336	49.566	117	25.086	216	23.684	167	
4	1:36.805	48.840	122	24.310	216	23.655	166		23	1:37.700	49.452	116	24.707	217	23.541	168	
5	1:36.828	49.074	121	<b>24.184</b>	218	23.570	168		24	1:38.043	49.900	118	24.633	217	23.510	169	
6	1:36.890	<b>48.784</b>	<b>123</b>	24.343	217	23.763	167		25	1:37.499	49.470	120	24.606	218	23.423	169	
7	<b>1:36.682</b>	48.970	122	24.377	216	<b>23.335</b>	168		26	1:37.602	49.467	119	24.603	217	23.532	168	
8	1:37.322	49.019	121	24.517	218	23.786	164		27	1:37.424	49.319	119	24.658	216	23.447	169	
9	1:37.378	49.263	121	24.527	216	23.588	167		28	1:37.985	49.266	120	24.554	218	24.165	170	
10	1:37.087	49.095	121	24.496	215	23.496	167		29	1:37.881	49.609	118	24.620	218	23.652	169	
11	1:36.926	49.084	121	24.507	216	23.335	167		30	1:38.148	49.282	118	24.793	213	24.073	170	
12	1:37.031	49.111	120	24.515	216	23.405	167		31	1:37.374	49.275		24.539	218	23.560	167	
13	1:36.812	48.862	120	24.515	216	23.435	168		32	1:37.522	49.303	116	24.568	217	23.651	168	
14	1:36.893	48.822	121	24.575	216	23.496	167		33	1:38.732	49.346	120	24.854	216	24.532	164	
15	1:37.403	49.282	122	24.622	216	23.499	167		34	1:38.416	50.191	123	24.498	219	23.727	168	
16	1:37.292	49.212	119	24.568	216	23.512	167		35	1:38.093	49.388	116	24.569	219	24.136	168	
17	1:37.223	49.097	122	24.603	215	23.523	167		36	1:38.222	49.738	119	24.714	218	23.770	169	
18	1:37.187	49.001	120	24.635	216	23.551	167		37	1:38.387	49.923	117	24.859	216	23.605	168	
19	1:37.340	49.305	121	24.461	217	23.574	167		38	1:38.555	49.690	119	24.970	217	23.895	166	

Lap	Time	SE1	SP1	SE2	SP2	SE3	SP3	TSP	Lap	Time	SE1	SP1	SE2	SP2	SE3	SP3	TSP
<b>7 Zug, DEU / Piana, ITA</b>									<b>theoretical besttime: 1:35.654</b>								
1	1:45.592	56.716	119	24.690	210	24.186	169		20	1:37.555	49.391	118	24.378	222	23.786	169	
2	1:37.605	49.638	<b>120</b>	24.364	218	23.603	169		21	1:36.333	48.890	117	24.229	221	23.214	170	
3	1:36.678	48.944	120	24.305	219	23.429	169		22	1:36.338	48.944	117	24.150	221	23.244	170	
4	1:36.247	48.504	119	24.265	219	23.478	169		23	1:40.097	48.783	119	24.214	224	27.100	59	
5	1:36.137	48.512	120	24.136	219	23.489	169		24	1:52.908	1:05.454	119	24.241	221	23.213	170	
6	1:35.939	<b>48.495</b>	120	24.170	219	23.274	169		25	<b>1:35.919</b>	48.673	120	24.187	221	<b>23.059</b>	<b>170</b>	
7	1:36.286	48.678	120	<b>24.100</b>	219	23.508	169		26	1:36.086	48.610	119	24.359	219	23.117	171	
8	1:36.769	48.761	120	24.309	222	23.699	169		27	1:36.251	48.771	119	24.286	221	23.194	171	
9	1:36.665	48.856	120	24.206	222	23.603	170		28	1:36.238	48.892	119	24.174	222	23.172	169	
10	1:36.962	48.912	115	24.266	221	23.784	170		29	1:36.435	48.843	119	24.200	223	23.392	170	
11	1:37.139	49.223	119	24.484	219	23.432	169		30	1:37.964	49.679	118	24.477	222	23.808	171	
12	1:36.351	48.675	119	24.361	220	23.315	170		31	1:36.132	48.733	120	24.273	221	23.126	170	
13	1:36.188	48.579	120	24.352	220	23.257	170		32	1:36.824	48.904	119	24.374	225	23.546	170	
14	1:36.199	48.671	118	24.276	220	23.252	170		33	1:37.260	49.232	118	24.550	223	23.478	171	
15	1:37.318	49.358	118	24.327	221	23.633	170		34	1:37.981	49.984	119	24.406	222	23.591	169	
16	1:37.564	49.292	119	24.465	222	23.807	169		35	1:36.340	48.897	118	24.239	222	23.204	170	
17	1:42.658	49.245	118	24.667	220	28.746	57		36	1:36.714	49.127	119	24.291	223	23.296	170	
18	3:05.585	2:17.761	120	24.180	224	23.644	170		37	1:37.296	48.980	120	24.439	223	23.877	171	
19	1:38.041	49.553	119	24.494	224	23.994	169		38	1:36.865	49.149	118	24.400	221	23.316	170	





# ADAC GT4 Germany

## Sector List Race 1

Provisional



Nürburgring, Length: 3629m

Air temperature: 18.27°C

Track temperature: 20.65°C

Weather condition: Dry

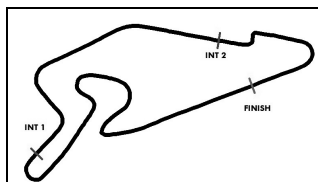
**DMSB** Reg. Nr.: DMSB 214/19

Saturday, August 17, 2019 11:55:00

Lap	Time	SE1	SP1	SE2	SP2	SE3	SP3	TSP	Lap	Time	SE1	SP1	SE2	SP2	SE3	SP3	TSP
<b>11 Mayer, DEU / Springob, DEU</b>									<b>theoretical besttime: 1:35.876</b>								
1	1:49.523	59.772	118	25.318	216	24.433	168		20	1:37.843	49.104	119	25.029	220	23.710	167	
2	1:38.528	50.079	116	24.782	218	23.667	168		21	1:37.942	49.166	116	24.931	222	23.845	168	
3	1:38.295	49.659	120	24.777	219	23.859	168		22	1:36.328	48.812	122	24.238	219	23.278	168	
4	1:37.953	49.418	115	24.810	218	23.725	168		23	1:36.178	<b>48.686</b>	<b>121</b>	24.265	218	23.227	168	
5	1:38.574	49.760	121	24.528	219	24.286	167		24	1:36.673	48.787	122	24.197	219	23.689	171	
6	1:38.129	49.669	123	24.422	219	24.038	167		25	1:36.617	49.090	119	24.381	220	23.146	169	
7	1:38.061	49.634	115	24.721	218	23.706	165		26	1:36.623	49.063	119	24.265	220	23.295	169	
8	1:38.074	49.676	119	24.842	218	23.556	168		27	1:37.187	49.269	120	24.298	219	23.620	168	
9	1:37.945	49.508	122	24.680	219	23.757	167		28	1:36.778	48.857	120	24.312	219	23.609	168	
10	1:38.479	49.794	117	24.868	218	23.817	168		29	1:36.573	48.997	119	24.316	220	23.260	169	
11	1:38.055	49.792	114	24.684	219	23.579	167		30	1:38.875	49.177	120	24.483	221	25.215	165	
12	1:38.262	49.837	116	24.717	218	23.708	169		31	1:37.309	49.376	118	24.412	220	23.521	168	
13	1:37.781	49.558	119	24.668	219	23.555	168		32	1:36.787	49.340	122	<b>24.158</b>	<b>219</b>	23.289	169	
14	1:38.224	49.964	117	24.630	218	23.630	168		33	1:37.406	48.792	119	24.256	220	24.358	168	
15	1:37.815	49.600	120	24.714	219	23.501	169		34	1:37.133	49.541	124	24.271	220	23.321	168	
16	1:42.458	49.774	120	24.770	218	27.914	58		35	1:36.366	48.973	122	24.260	220	23.133	168	
17	3:08.861	2:20.961	121	24.554	218	23.346	168		36	1:37.692	50.202	122	24.273	219	23.217	168	
18	1:36.746	49.014	119	24.277	219	23.455	167		37	1:36.236	48.821	122	24.237	219	23.178	169	
19	<b>1:36.092</b>	48.771	121	24.289	220	<b>23.032</b>	168		38	1:38.661	49.276	115	25.058	220	24.327	167	

Lap	Time	SE1	SP1	SE2	SP2	SE3	SP3	TSP	Lap	Time	SE1	SP1	SE2	SP2	SE3	SP3	TSP
<b>14 Grotstollen, DEU / Braun, DEU</b>									<b>theoretical besttime: 1:36.737</b>								
1	1:48.406	58.913	110	24.939	219	24.554	171		20	1:39.216	50.151	113	24.795	221	24.270	171	
2	1:38.153	49.968	115	24.587	219	23.598	170		21	1:38.412	50.181	117	24.446	221	23.785	173	
3	1:37.420	49.382	120	24.368	221	23.670	170		22	1:38.923	50.604	116	24.466	225	23.853	172	
4	1:37.400	49.192	119	24.629	220	23.579	169		23	1:38.885	50.316	118	24.474	223	24.095	172	
5	1:37.614	49.246	117	24.414	221	23.954	170		24	1:38.630	50.332	118	24.470	223	23.828	171	
6	<b>1:36.770</b>	<b>49.055</b>	120	24.312	221	<b>23.403</b>	171		25	1:39.325	50.418	116	24.449	223	24.458	171	
7	1:37.783	49.542	104	24.488	221	23.753	170		26	1:39.380	50.547	116	24.558	222	24.275	171	
8	1:36.927	49.090	118	<b>24.279</b>	222	23.558	171		27	1:38.954	50.679	113	24.656	221	23.619	172	
9	1:37.683	49.334	115	24.342	221	24.007	171		28	1:38.451	50.164	116	24.506	222	23.781	171	
10	1:39.323	49.230	115	24.393	222	25.700	170		29	1:38.071	49.751	112	24.590	221	23.730	173	
11	1:37.441	49.179	116	24.487	221	23.775	170		30	1:38.987	50.472	114	24.669	221	23.846	172	
12	1:37.423	49.466	118	24.355	221	23.602	171		31	1:40.168	50.270	114	24.932	220	24.966	166	
13	1:38.269	49.685	114	24.565	221	24.019	171		32	1:39.372	50.926	114	24.663	221	23.783	171	
14	1:37.911	49.315	116	24.944	219	23.652	171		33	1:38.868	50.199	120	24.597	222	24.072	171	
15	1:38.406	49.705	118	24.600	220	24.101	169		34	1:38.959	50.408	118	24.656	221	23.895	171	
16	1:39.067	50.682	120	24.501	223	23.884	171		35	1:38.779	50.290	113	24.515	223	23.974	172	
17	1:39.066	50.331	111	24.661	221	24.074	170		36	1:38.233	49.672	113	24.671	221	23.890	172	
18	1:43.926	50.080	119	24.675	221	29.171	55		37	1:39.003	49.835	111	24.647	222	24.521	171	
19	3:07.699	2:19.746	<b>120</b>	24.315	223	23.638	170		38	1:38.639	50.340	115	24.524	221	23.775	171	

Lap	Time	SE1	SP1	SE2	SP2	SE3	SP3	TSP	Lap	Time	SE1	SP1	SE2	SP2	SE3	SP3	TSP
<b>15 Kovac, CRO / Tekaat, DEU</b>									<b>theoretical besttime: 1:36.229</b>								
1	1:58.971	1:06.809	107	26.661	212	25.501	164		20	1:37.112	49.274	118	24.320	222	23.518	171	
2	1:43.110	52.278	111	25.837	214	24.995	165		21	1:36.686	49.021	119	24.251	223	23.414	171	
3	1:44.057	52.695	109	25.775	214	25.587	164		22	1:36.638	49.243	120	24.160	223	<b>23.235</b>	<b>171</b>	
4	1:43.262	52.757	108	26.071	212	24.434	164		23	1:36.752	49.307	120	24.135	222	23.310	171	
5	1:43.590	52.512	110	25.968	214	25.110	165		24	1:37.820	49.349	120	<b>24.015</b>	<b>226</b>	24.456	171	
6	1:43.006	51.819	109	25.921	209	25.266	164		25	1:36.976	49.034	121	24.442	221	23.500	171	
7	1:43.491	52.458	111	25.792	215	25.241	163		26	1:37.233	49.355	119	24.302	224	23.576	172	
8	1:43.077	52.538	112	25.647	216	24.892	164		27	1:37.715	49.593	115	24.416	225	23.706	172	
9	1:41.586	51.759	111	25.414	216	24.413	164		28	1:37.999	49.729	116	24.310	225	23.960	171	
10	1:41.503	51.196	110	25.357	216	24.950	166		29	1:37.347	49.371	117	24.234	224	23.742	171	
11	1:41.013	51.481	113	25.182	218	24.350	166		30	1:40.033	51.025	122	24.742	223	24.266	172	
12	1:40.555	51.117	114	25.240	217	24.198	166		31	1:37.219	49.659	118	24.227	224	23.333	170	
13	1:40.594	50.892	113	25.081	218	24.621	166		32	1:37.447	49.511	117	24.390	225	23.546	170	
14	1:43.924	53.762	111	25.450	217	24.712	166		33	1:37.538	49.450	120	24.364	224	23.724	170	
15	1:52.765	52.783	108	28.771	190	31.211	58		34	1:37.255	49.536	118	24.255	225	23.464	171	
16	3:10.857	2:22.584	117	24.581	220	23.692	169		35	1:37.015	49.370	119	24.229	223	23.416	171	
17	1:37.361	49.741	115	24.144	221	23.476	170		36	1:38.246	49.455	119	24.545	223	24.246	173	
18	1:36.652	49.032	119	24.149	221	23.471	170		37	1:38.945	50.354	119	24.633	224	23.958	170	
19	<b>1:36.337</b>	<b>48.979</b>	120	24.103	222	23.255	170										



# ADAC GT4 Germany

## Sector List Race 1

Provisional



Nürburgring, Length: 3629m

Air temperature: 18.27°C

Track temperature: 20.65°C

Weather condition: Dry

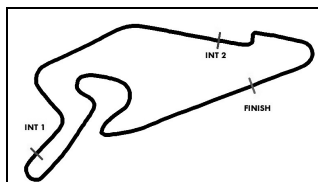
**DMSB** Reg. Nr.: DMSB 214/19

Saturday, August 17, 2019 11:55:00

Lap	Time	SE1	SP1	SE2	SP2	SE3	SP3	TSP	Lap	Time	SE1	SP1	SE2	SP2	SE3	SP3	TSP
<b>17 Hadergasser, DEU / Still, DEU</b>									<b>theoretical besttime: 1:35.518</b>								
1	1:53.539	1:03.393	115	24.998	216	25.148	165		20	1:35.748	48.432	118	<b>24.042</b>	<b>219</b>	23.274	167	
2	1:39.301	49.904	117	24.882	215	24.515	164		21	1:36.173	48.738	118	24.214	218	23.221	167	
3	1:39.582	50.183	116	24.978	216	24.421	166		22	1:35.893	48.632	118	24.098	219	23.163	168	
4	1:39.192	50.091	113	24.758	216	24.343	166		23	1:35.798	48.606	119	24.078	219	23.114	167	
5	1:39.124	49.702	117	24.755	218	24.667	164		24	1:35.974	48.653	119	24.189	220	23.132	167	
6	1:39.678	50.450	115	25.084	216	24.144	164		25	1:36.167	48.747	116	24.230	219	23.190	167	
7	1:38.851	50.005	114	24.830	218	24.016	165		26	1:36.680	48.839	117	24.232	220	23.609	166	
8	1:39.006	50.228	116	24.904	219	23.874	165		27	1:40.096	50.515	117	25.069	219	24.512	166	
9	1:39.258	49.938	117	24.817	219	24.503	165		28	1:36.991	49.410	118	24.285	219	23.296	168	
10	1:39.427	50.150	114	25.066	219	24.211	165		29	1:37.874	49.243	113	24.862	220	23.769	167	
11	1:40.033	50.084	109	25.518	215	24.431	164		30	1:36.827	49.521	118	24.187	219	23.119	167	
12	1:40.082	50.431	112	25.238	217	24.413	164		31	1:36.470	49.038	120	24.131	219	23.301	168	
13	1:41.149	50.500	115	25.258	216	25.391	166		32	1:37.326	49.501	114	24.547	219	23.278	167	
14	1:39.863	50.228	115	25.237	217	24.398	165		33	1:36.709	49.130	118	24.316	220	23.263	167	
15	1:46.293	51.109	115	25.191	218	29.993	54		34	1:36.695	48.908	118	24.138	221	23.649	167	
16	3:06.116	2:18.167	118	24.218	219	23.731	166		35	1:37.123	49.232	117	24.184	221	23.707	167	
17	1:36.041	48.656	119	24.119	219	23.266	167		36	1:36.327	48.824	119	24.286	219	23.217	168	
18	<b>1:35.569</b>	<b>48.413</b>	118	24.093	219	<b>23.063</b>	166		37	1:36.282	49.002	119	24.139	219	23.141	168	
19	1:35.905	48.432	119	24.202	219	23.271	168		38	1:36.456	49.005	120	24.229	220	23.222	167	

Lap	Time	SE1	SP1	SE2	SP2	SE3	SP3	TSP	Lap	Time	SE1	SP1	SE2	SP2	SE3	SP3	TSP
<b>21 Schöll, AUT / Mazatis, DEU</b>									<b>theoretical besttime: 1:36.597</b>								
1	1:47.590	58.323	115	24.833	216	24.434	165		20	1:37.907	49.641	117	24.412	219	23.854	165	
2	1:38.043	49.813	117	24.640	215	23.590	166		21	1:38.631	49.440	118	24.924	216	24.267	167	
3	1:37.271	49.409	117	24.438	218	23.424	166		22	1:37.791	49.695	113	24.579	219	23.517	167	
4	1:37.134	49.106	117	24.384	217	23.644	165		23	1:37.760	49.415	116	24.616	219	23.729	167	
5	1:37.573	49.201	117	24.342	217	24.030	164		24	1:39.059	50.534	115	24.751	220	23.774	168	
6	1:36.960	49.247	117	<b>24.292</b>	217	23.421	165		25	1:37.671	49.585	117	24.468	219	23.618	167	
7	<b>1:36.931</b>	<b>48.914</b>	116	24.374	217	23.643	165		26	1:38.564	50.209	111	24.688	219	23.667	166	
8	1:37.150	49.203	117	24.350	217	23.597	165		27	1:38.756	49.915	116	24.673	219	24.168	167	
9	1:37.844	49.317	115	24.505	219	24.022	165		28	1:37.433	49.395	117	24.339	220	23.699	167	
10	1:36.953	49.134	117	24.428	216	<b>23.391</b>	165		29	1:37.600	49.249	118	24.602	219	23.749	167	
11	1:37.842	49.428	113	24.452	217	23.962	165		30	1:38.103	49.696	119	24.810	217	23.597	168	
12	1:37.300	49.276	117	24.406	218	23.618	165		31	1:38.581	49.386	118	25.048	218	24.147	166	
13	1:37.292	49.272	118	24.439	217	23.581	165		32	1:37.320	49.244	117	24.431	219	23.645	167	
14	1:37.443	49.370	117	24.509	217	23.564	165		33	1:37.578	49.498	116	24.392	220	23.688	167	
15	1:37.792	49.424	118	24.772	217	23.596	166		34	1:37.342	49.200	118	24.392	220	23.750	167	
16	1:37.875	49.560	117	24.683	218	23.632	165		35	1:37.796	49.441	118	24.432	220	23.923	166	
17	1:37.892	49.549	113	24.662	217	23.681	165		36	1:38.113	49.726	120	24.695	219	23.692	167	
18	1:43.532	49.462	117	24.804	217	29.266	57		37	1:37.271	49.115	116	24.544	219	23.612	167	
19	3:08.012	2:19.920	117	24.691	219	23.401	166		38	1:38.203	49.625	117	24.671	220	23.907	167	

Lap	Time	SE1	SP1	SE2	SP2	SE3	SP3	TSP	Lap	Time	SE1	SP1	SE2	SP2	SE3	SP3	TSP
<b>22 Kasperlik, DEU / Kern, DEU</b>									<b>theoretical besttime: 1:36.134</b>								
1	1:49.400	59.448	116	25.152	219	24.800	167		20	<b>1:36.299</b>	<b>48.715</b>	<b>120</b>	24.200	220	23.384	168	
2	1:38.331	49.821	117	24.627	220	23.883	167		21	1:36.528	48.864	119	24.420	220	23.244	169	
3	1:38.143	49.424	118	25.098	219	23.621	168		22	1:36.507	48.729	120	24.354	221	23.424	167	
4	1:37.749	49.585	118	24.457	219	23.707	168		23	1:36.502	48.817	120	24.303	221	23.382	168	
5	1:38.794	50.104	119	24.410	220	24.280	167		24	1:36.679	48.931	120	<b>24.175</b>	<b>222</b>	23.573	168	
6	1:37.327	49.305	117	24.481	219	23.541	166		25	1:37.151	49.610	120	24.262	222	23.279	168	
7	1:36.614	49.069	118	24.299	219	23.246	166		26	1:36.960	48.919	119	24.404	221	23.637	169	
8	1:36.570	48.949	118	24.343	220	23.278	166		27	1:36.634	48.987	120	24.291	220	23.356	169	
9	1:36.751	49.114	118	24.393	219	<b>23.244</b>	167		28	1:36.563	48.915	118	24.326	221	23.322	168	
10	1:37.314	49.172	119	24.420	219	23.722	166		29	1:36.669	48.946	120	24.357	222	23.366	169	
11	1:36.885	49.063	115	24.494	220	23.328	167		30	1:36.822	49.099	118	24.374	220	23.349	168	
12	1:37.033	49.233	118	24.467	219	23.333	167		31	1:38.777	49.778	119	24.883	216	24.116	167	
13	1:37.487	49.138	115	24.621	218	23.728	167		32	1:37.336	49.378	121	24.299	221	23.659	167	
14	1:37.389	49.390	114	24.661	219	23.338	166		33	1:37.178	49.408	119	24.443	221	23.327	168	
15	1:37.404	49.419	117	24.559	218	23.426	167		34	1:37.256	49.204	120	24.363	222	23.689	168	
16	1:41.993	49.289	119	24.568	219	28.136	53		35	1:36.892	48.988	121	24.336	222	23.568	168	
17	3:07.256	2:19.004	119	24.640	220	23.612	168		36	1:37.022	49.114	120	24.392	221	23.516	168	
18	1:36.703	48.991	118	24.369	219	23.343	168		37	1:37.172	49.200	119	24.447	220	23.525	168	
19	1:36.368	48.728	119	24.269	221	23.371	168		38	1:37.272	49.281	119	24.488	222	23.503	168	



# ADAC GT4 Germany

## Sector List Race 1

Provisional



Nürburgring, Length: 3629m

Air temperature: 18.27°C

Track temperature: 20.65°C

Weather condition: Dry

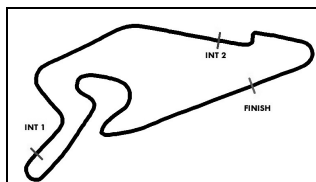
**DMSB** Reg. Nr.: DMSB 214/19

Saturday, August 17, 2019 11:55:00

Lap	Time	SE1	SP1	SE2	SP2	SE3	SP3	TSP	Lap	Time	SE1	SP1	SE2	SP2	SE3	SP3	TSP
<b>23 Kraihamer, AUT / Kofler, AUT</b>									<b>theoretical besttime: 1:36.785</b>								
1	2:17.428	1:12.447	95	30.619	201	34.362	56		18	1:37.095	48.971	116	24.574	206	23.550	161	
2	9:11.074	8:21.419	<b>119</b>	24.913	207	24.742	<b>162</b>		19	<b>1:36.976</b>	49.021	117	<b>24.461</b>	<b>208</b>	23.494	161	
3	1:38.563	49.648	118	24.687	<b>210</b>	24.228	161		20	1:37.003	49.018	115	24.535	207	23.450	161	
4	1:40.608	50.136	114	25.020	206	25.452	159		21	1:37.794	49.046	117	24.640	209	24.108	158	
5	1:41.123	51.624	108	25.330	203	24.169	160		22	1:40.486	50.794	116	25.469	206	24.223	160	
6	1:39.220	50.259	116	25.039	205	23.922	160		23	1:39.815	51.173	115	24.916	207	23.726	161	
7	1:40.025	51.051	116	24.916	205	24.058	161		24	1:37.802	49.505	118	24.647	206	23.650	161	
8	1:38.615	50.077	115	24.818	206	23.720	160		25	1:37.352	49.087	112	24.667	207	23.598	161	
9	1:42.612	51.686	117	24.914	206	26.012	159		26	1:37.969	49.268	117	24.721	206	23.980	158	
10	1:40.150	50.631	117	25.463	206	24.056	161		27	1:38.134	49.760	116	24.682	207	23.692	161	
11	1:45.376	50.129	118	25.046	206	30.201	56		28	1:37.755	49.177	116	24.554	208	24.024	161	
12	3:09.147	2:20.398	116	24.808	205	23.941	160		29	1:38.136	49.669	116	24.768	208	23.699	160	
13	1:38.045	49.570	119	24.813	205	23.662	160		30	1:37.869	49.565	118	24.651	208	23.653	161	
14	1:37.657	49.409	117	24.764	206	23.484	160		31	1:37.501	49.236	115	24.705	207	23.560	161	
15	1:37.157	49.183	117	24.559	206	<b>23.415</b>	161		32	1:37.513	49.410	117	24.550	207	23.553	161	
16	1:37.718	49.339	117	24.649	204	23.730	161		33	1:37.292	49.291	117	24.500	207	23.501	161	
17	1:37.026	<b>48.909</b>	116	24.624	207	23.493	160										

Lap	Time	SE1	SP1	SE2	SP2	SE3	SP3	TSP	Lap	Time	SE1	SP1	SE2	SP2	SE3	SP3	TSP
<b>24 Siljehaug, NOR / Angermayr, AUT</b>									<b>theoretical besttime: 1:36.004</b>								
1	1:44.956	56.352	119	24.927	213	23.677	<b>166</b>		20	1:37.499	49.237	119	24.618	214	23.644	163	
2	1:36.330	48.634	118	24.456	213	<b>23.240</b>	165		21	1:41.407	48.983	121	24.618	213	27.806	56	
3	<b>1:36.037</b>	<b>48.453</b>	119	24.316	214	23.268	166		22	3:14.022	2:25.843	112	24.531	213	23.648	164	
4	1:36.270	48.557	119	24.399	212	23.314	165		23	1:37.345	49.260	117	24.472	214	23.613	165	
5	1:36.432	48.564	118	24.362	213	23.506	164		24	1:37.561	49.291	117	24.512	214	23.758	164	
6	1:36.628	48.817	118	24.439	212	23.372	165		25	1:38.180	50.222	116	24.542	214	23.416	166	
7	1:36.668	48.947	120	<b>24.311</b>	213	23.410	165		26	1:37.575	49.260	116	24.699	212	23.616	165	
8	1:37.445	49.454	119	24.510	213	23.481	164		27	1:37.337	49.276	117	24.487	213	23.574	166	
9	1:36.700	48.887	118	24.434	213	23.379	165		28	1:37.392	49.229	118	24.602	213	23.561	165	
10	1:37.313	49.010	117	24.475	213	23.828	164		29	1:37.626	49.294	119	24.652	213	23.680	164	
11	1:37.789	50.037	118	24.428	213	23.324	165		30	1:38.530	49.632	110	24.609	213	24.289	162	
12	1:36.906	48.900	118	24.578	212	23.428	165		31	1:37.516	49.290	120	24.737	211	23.489	164	
13	1:37.604	49.464	120	24.681	213	23.459	165		32	1:37.360	49.229	117	24.552	213	23.579	165	
14	1:36.833	48.967	117	24.463	213	23.403	165		33	1:37.847	49.469	119	24.533	215	23.845	165	
15	1:37.384	49.242	117	24.564	212	23.578	165		34	1:38.531	49.809	115	24.986	214	23.736	165	
16	1:37.056	49.019	118	24.357	214	23.680	165		35	1:37.838	49.540	119	24.586	214	23.712	165	
17	1:37.257	49.161	114	24.488	213	23.608	164		36	1:37.551	49.412	117	24.589	213	23.550	165	
18	1:36.992	49.021	116	24.458	213	23.513	164		37	1:37.607	49.430	119	24.475	213	23.702	165	
19	1:37.240	49.189	<b>121</b>	24.569	214	23.482	165		38	1:38.003	49.555	120	24.735	213	23.713	164	

Lap	Time	SE1	SP1	SE2	SP2	SE3	SP3	TSP	Lap	Time	SE1	SP1	SE2	SP2	SE3	SP3	TSP
<b>33 Fagg, GBR / Benyahia, MAR</b>									<b>theoretical besttime: 1:35.248</b>								
1	1:43.651	55.707	121	24.204	226	23.740	170		20	1:40.514	48.836	121	24.044	230	27.634	55	
2	1:36.014	48.822	120	23.877	228	23.315	171		21	3:08.507	2:20.810	117	24.255	228	23.442	170	
3	1:36.085	49.011	120	<b>23.800</b>	231	23.274	174		22	1:37.153	49.554	116	24.169	228	23.430	170	
4	1:35.903	48.745	119	23.833	229	23.325	170		23	1:36.729	49.151	114	24.143	230	23.435	172	
5	<b>1:35.430</b>	<b>48.418</b>	121	23.806	230	23.206	174		24	1:36.666	49.022	118	24.205	229	23.439	172	
6	1:36.868	49.376	118	24.309	227	23.183	173		25	1:36.402	48.903	118	24.063	230	23.436	170	
7	1:36.329	49.350	121	23.949	228	<b>23.030</b>	173		26	1:36.792	49.139	118	24.179	231	23.474	170	
8	1:36.307	48.873	121	24.046	229	23.388	173		27	1:37.633	49.436	117	24.617	229	23.580	170	
9	1:36.139	49.007	120	23.968	229	23.164	173		28	1:37.056	49.127	116	24.451	229	23.478	170	
10	1:35.806	48.564	120	24.037	228	23.205	173		29	1:37.536	49.164	118	24.648	226	23.724	171	
11	1:35.633	48.554	121	23.938	228	23.141	174		30	1:37.789	49.680	117	24.358	228	23.751	169	
12	1:35.680	48.576	121	23.914	229	23.190	174		31	1:36.561	49.124	116	24.213	229	23.224	173	
13	1:35.551	48.438	<b>122</b>	23.993	228	23.120	174		32	1:37.038	49.257	119	24.228	230	23.553	172	
14	1:35.593	48.463	122	24.028	228	23.102	174		33	1:37.112	49.407	117	24.233	229	23.472	172	
15	1:35.854	48.684	121	23.969	230	23.201	<b>175</b>		34	1:36.981	49.214	116	24.273	230	23.494	171	
16	1:36.105	48.711	122	23.903	<b>232</b>	23.491	174		35	1:37.048	49.316	114	24.169	231	23.563	173	
17	1:36.260	48.922	122	24.010	228	23.328	173		36	1:37.472	49.196	116	24.626	227	23.650	174	
18	1:36.275	49.007	120	24.103	228	23.165	173		37	1:37.314	49.258	118	24.237	230	23.819	170	
19	1:36.349	48.794	121	24.094	228	23.461	174		38	1:37.254	49.502	118	24.237	231	23.515	173	



# ADAC GT4 Germany

## Sector List Race 1

Provisional



Nürburgring, Length: 3629m

Air temperature: 18.27°C

Track temperature: 20.65°C

Weather condition: Dry

**DMSB** Reg. Nr.: DMSB 214/19

Saturday, August 17, 2019 11:55:00

Lap	Time	SE1	SP1	SE2	SP2	SE3	SP3	TSP	Lap	Time	SE1	SP1	SE2	SP2	SE3	SP3	TSP
<b>36 Suabo, DEU / Dienst, DEU</b>									<b>theoretical besttime: 1:35.365</b>								
1	1:50.564	1:00.570	121	25.472	217	24.522	168		20	1:36.072	48.854	122	24.122	220	23.096	170	
2	1:38.465	49.778	119	24.599	221	24.088	169		21	1:35.929	48.556	122	24.200	221	23.173	170	
3	1:38.115	49.489	122	24.579	222	24.047	170		22	1:36.536	49.340	122	24.135	222	23.061	170	
4	1:38.027	49.466	122	24.620	220	23.941	170		23	1:35.785	48.604	123	24.094	221	23.087	170	
5	1:38.454	49.600	122	24.558	220	24.296	170		24	<b>1:35.664</b>	<b>48.366</b>	<b>122</b>	<b>23.980</b>	<b>225</b>	23.318	169	
6	1:38.757	49.636	120	24.741	218	24.380	168		25	1:35.757	48.583	122	24.109	222	23.065	170	
7	1:38.042	49.574	121	24.507	220	23.961	170		26	1:35.734	48.588	121	24.098	221	23.048	170	
8	1:38.799	49.544	<b>123</b>	24.551	220	24.704	163		27	1:36.179	48.801	119	24.239	220	23.139	170	
9	1:38.642	50.388	119	24.659	219	23.595	168		28	1:36.311	48.717	123	24.193	223	23.401	169	
10	1:38.433	49.969	122	24.641	219	23.823	168		29	1:36.443	48.908	121	24.210	221	23.325	169	
11	1:38.002	49.588	121	24.675	219	23.739	167		30	1:36.484	48.954	121	24.240	220	23.290	170	
12	1:38.043	49.469	121	24.784	219	23.790	169		31	1:36.487	48.922	121	24.270	220	23.295	169	
13	1:38.278	49.457	123	24.865	219	23.956	168		32	1:36.103	48.844	121	24.122	221	23.137	170	
14	1:38.537	49.479	122	24.645	220	24.413	165		33	1:35.940	48.683	121	24.238	221	<b>23.019</b>	<b>170</b>	
15	1:39.366	50.228	115	24.845	219	24.293	168		34	1:36.750	49.054	121	24.392	219	23.304	170	
16	1:45.300	50.117	117	24.865	219	30.318	59		35	1:36.113	48.799	122	24.265	221	23.049	170	
17	3:06.305	2:18.664	121	24.363	219	23.278	170		36	1:36.596	48.715	122	24.424	221	23.457	169	
18	1:36.458	48.825	122	24.122	221	23.511	170		37	1:36.197	48.770	121	24.250	220	23.177	170	
19	1:36.041	48.574	121	24.205	220	23.262	169		38	1:36.472	48.872	120	24.390	221	23.210	168	

Lap	Time	SE1	SP1	SE2	SP2	SE3	SP3	TSP	Lap	Time	SE1	SP1	SE2	SP2	SE3	SP3	TSP
<b>48 Trefz, DEU / Haber, AUS</b>									<b>theoretical besttime: 1:35.696</b>								
1	1:42.125	54.429	121	24.433	218	23.263	167		20	1:42.087	49.656	120	24.655	219	27.776	56	
2	1:36.341	48.679	120	24.335	218	23.327	167		21	3:07.143	2:18.959	116	24.595	217	23.589	167	
3	1:35.886	<b>48.362</b>	121	24.284	219	23.240	166		22	1:37.538	49.565	120	24.398	218	23.575	167	
4	<b>1:35.819</b>	48.433	121	24.219	218	<b>23.167</b>	167		23	1:37.246	49.249	120	24.338	220	23.659	167	
5	1:36.250	48.610	121	24.237	217	23.403	167		24	1:37.675	49.782	119	24.314	219	23.579	167	
6	1:36.613	49.047	<b>122</b>	24.208	218	23.358	167		25	1:36.904	49.261	120	24.319	219	23.324	167	
7	1:39.597	50.613	120	24.404	218	24.580	167		26	1:36.967	49.271	121	24.232	218	23.464	167	
8	1:36.826	48.961	119	24.328	219	23.537	166		27	1:36.865	48.994	119	24.447	217	23.424	167	
9	1:36.573	48.875	121	24.291	219	23.407	167		28	1:36.952	49.289	121	24.266	219	23.397	167	
10	1:36.392	48.751	120	24.362	219	23.279	167		29	1:37.240	49.084	121	24.324	218	23.832	167	
11	1:36.463	48.755	121	24.367	218	23.341	166		30	1:37.293	49.230	121	24.337	217	23.726	168	
12	1:36.975	48.990	119	24.522	218	23.463	167		31	1:37.161	49.225	120	24.304	218	23.632	166	
13	1:36.463	48.756	118	24.232	219	23.475	167		32	1:37.623	49.514	122	24.325	218	23.784	167	
14	1:36.620	48.791	121	24.290	217	23.539	167		33	1:37.066	49.293	119	24.291	220	23.482	167	
15	1:36.531	48.914	122	<b>24.167</b>	218	23.450	167		34	1:37.186	49.333	119	24.351	219	23.502	167	
16	1:37.231	49.110	112	24.669	218	23.452	167		35	1:37.102	49.268	119	24.392	219	23.442	168	
17	1:36.719	48.951	120	24.269	218	23.499	167		36	1:37.096	49.246	120	24.311	220	23.539	168	
18	1:36.713	48.753	120	24.514	218	23.446	167		37	1:36.901	49.031	120	24.315	219	23.555	168	
19	1:38.086	49.456	112	24.521	218	24.109	167		38	1:37.113	49.204	120	24.375	219	23.534	167	

Lap	Time	SE1	SP1	SE2	SP2	SE3	SP3	TSP	Lap	Time	SE1	SP1	SE2	SP2	SE3	SP3	TSP
<b>59 Martin-Dye, GBR / Jöns, DEU</b>									<b>theoretical besttime: 1:35.598</b>								
1	1:41.687	54.075	118	24.248	219	23.364	169		20	1:36.955	49.123	118	24.487	221	23.345	169	
2	1:36.136	48.826	118	24.146	220	23.164	170		21	1:41.687	48.985	117	24.434	221	28.268	55	
3	1:36.016	48.662	119	24.238	225	23.116	170		22	3:08.156	2:20.514	117	24.260	226	23.382	170	
4	<b>1:35.615</b>	<b>48.535</b>	118	24.019	223	<b>23.061</b>	170		23	1:36.282	48.816	121	24.160	228	23.306	171	
5	1:36.573	48.809	119	<b>24.002</b>	224	23.762	170		24	1:36.915	49.170	119	24.233	225	23.512	170	
6	1:37.310	50.074	118	24.032	222	23.204	171		25	1:36.672	49.133	119	24.086	227	23.453	169	
7	1:36.534	49.285	119	24.103	224	23.146	170		26	1:36.705	49.184	118	24.237	227	23.284	171	
8	1:36.395	49.000	116	24.215	222	23.180	170		27	1:36.853	49.272	117	24.278	225	23.303	171	
9	1:37.319	49.782	118	24.333	221	23.204	170		28	1:36.594	49.010	119	24.196	228	23.388	170	
10	1:36.228	48.918	119	24.111	221	23.199	170		29	1:36.759	49.366	117	24.186	227	23.207	171	
11	1:36.671	48.821	118	24.440	221	23.410	170		30	1:36.647	49.038	118	24.241	227	23.368	170	
12	1:36.032	48.730	117	24.115	221	23.187	169		31	1:36.584	48.994	120	24.202	226	23.388	171	
13	1:36.150	48.645	120	24.123	221	23.382	170		32	1:36.490	49.096	118	24.058	226	23.336	170	
14	1:36.425	48.896	119	24.207	220	23.322	169		33	1:36.190	48.934	118	24.057	228	23.199	171	
15	1:36.944	49.045	119	24.229	222	23.670	169		34	1:36.716	49.077	119	24.271	229	23.368	171	
16	1:36.896	49.256	118	24.261	221	23.379	170		35	1:37.125	49.248	118	24.379	226	23.498	170	
17	1:37.148	49.311	120	24.291	223	23.546	170		36	1:36.629	49.123	119	24.156	228	23.350	171	
18	1:36.877	49.148	117	24.347	220	23.382	169		37	1:36.780	49.142	119	24.223	227	23.415	171	
19	1:36.643	48.840	119	24.401	221	23.402	169		38	1:36.649	49.007	119	24.297	227	23.345	170	





# ADAC GT4 Germany

## Sector List Race 1

Provisional



Nürburgring, Length: 3629m

Air temperature: 18.27°C

Track temperature: 20.65°C

Weather condition: Dry

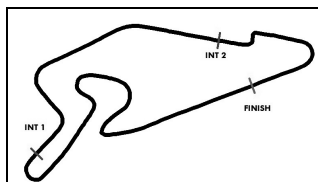
**DMSB** Reg. Nr.: DMSB 214/19

Saturday, August 17, 2019 11:55:00

Lap	Time	SE1	SP1	SE2	SP2	SE3	SP3	TSP	Lap	Time	SE1	SP1	SE2	SP2	SE3	SP3	TSP
<b>66 Dziwok, POL / Halek, AUT</b>									<b>theoretical besttime: 1:37.486</b>								
1	1:51.458	1:02.091	116	24.933	217	24.434	165		20	1:38.026	49.557	117	24.888	216	23.581	165	
2	1:39.059	49.788	116	24.777	217	24.494	<b>165</b>		21	1:38.172	49.389	116	24.973	216	23.810	163	
3	1:39.431	50.458	117	25.015	217	23.958	165		22	1:37.653	49.423	116	24.706	216	23.524	164	
4	1:39.238	50.216	115	25.012	216	24.010	164		23	1:38.076	49.527	117	24.786	216	23.763	164	
5	1:39.405	49.963	116	24.790	217	24.652	162		24	<b>1:37.592</b>	<b>49.316</b>	<b>115</b>	24.716	217	23.560	164	
6	1:39.705	50.947	116	24.816	217	23.942	165		25	1:38.309	49.442	115	24.989	215	23.878	164	
7	1:39.183	50.239	115	25.038	217	23.906	164		26	1:37.756	49.577	117	24.678	218	<b>23.501</b>	<b>164</b>	
8	1:39.021	49.963	117	24.905	217	24.153	163		27	1:38.304	49.437	114	25.028	216	23.839	165	
9	1:38.249	49.787	116	<b>24.669</b>	217	23.793	164		28	1:38.433	49.798	112	24.892	216	23.743	164	
10	1:38.305	49.459	113	24.862	216	23.984	165		29	1:38.516	49.815	116	24.939	216	23.762	164	
11	1:38.150	49.372	115	24.766	<b>218</b>	24.012	164		30	1:38.053	49.605	117	24.822	216	23.626	165	
12	1:38.130	49.512	115	24.768	217	23.850	165		31	1:38.250	49.758	117	24.764	216	23.728	165	
13	1:45.859	49.415	114	24.841	217	31.603	162		32	1:38.555	49.873	115	25.008	216	23.674	165	
14	1:39.224	49.803	117	24.953	216	24.468	164		33	1:38.488	49.709	117	24.824	217	23.955	165	
15	1:38.466	49.393	116	24.993	216	24.080	165		34	1:38.587	49.918	118	24.834	216	23.835	164	
16	1:44.778	50.202	114	24.945	217	29.631	53		35	1:38.688	49.788	120	24.875	216	24.025	165	
17	3:10.102	2:21.644	110	24.678	217	23.780	164		36	1:38.511	49.724	108	25.021	216	23.766	164	
18	1:38.387	49.723	114	24.884	216	23.780	162		37	1:38.697	50.006	112	24.849	217	23.842	165	
19	1:38.487	49.703	113	25.230	214	23.554	165		38	1:38.627	49.853	118	24.966	216	23.808	165	

Lap	Time	SE1	SP1	SE2	SP2	SE3	SP3	TSP	Lap	Time	SE1	SP1	SE2	SP2	SE3	SP3	TSP
<b>69 Dörr, DEU / Trebing, USA</b>									<b>theoretical besttime: 1:35.670</b>								
1	1:44.023	56.149	119	24.453	222	23.421	169		20	1:37.789	49.296	120	24.638	222	23.855	169	
2	1:36.206	49.006	117	24.125	224	<b>23.075</b>	170		21	1:42.451	50.285	117	24.533	221	27.633	56	
3	1:36.449	48.973	118	24.243	226	23.233	170		22	3:07.998	2:19.817	116	24.569	222	23.612	169	
4	<b>1:35.938</b>	<b>48.472</b>	<b>121</b>	<b>24.123</b>	225	23.343	170		23	1:37.636	49.445	118	24.573	222	23.618	169	
5	1:36.581	49.085	119	24.265	222	23.231	170		24	1:38.390	50.272	119	24.239	227	23.879	170	
6	1:36.490	48.950	119	24.183	225	23.357	170		25	1:37.726	49.414	118	24.419	226	23.893	171	
7	1:37.222	49.040	119	24.147	226	24.035	166		26	1:37.222	48.947	114	24.429	224	23.846	170	
8	1:37.134	49.429	116	24.235	226	23.470	171		27	1:37.574	49.355	117	24.573	221	23.646	170	
9	1:36.544	48.863	120	24.246	226	23.435	170		28	1:37.787	49.501	113	24.525	224	23.761	170	
10	1:36.591	48.831	117	24.279	224	23.481	169		29	1:37.656	49.542	117	24.386	224	23.728	169	
11	1:36.725	49.050	119	24.241	225	23.434	171		30	1:38.104	49.321	117	24.400	226	24.383	169	
12	1:36.672	48.939	118	24.269	225	23.464	171		31	1:40.284	51.107	115	24.989	224	24.188	171	
13	1:36.889	48.958	117	24.285	225	23.646	169		32	1:37.938	49.988	115	24.410	224	23.540	168	
14	1:36.955	48.992	119	24.281	222	23.682	169		33	1:37.710	49.618	116	24.583	223	23.509	170	
15	1:37.377	49.334	119	24.363	221	23.680	169		34	1:38.658	50.480	118	24.438	225	23.740	170	
16	1:37.446	49.139	118	24.609	221	23.698	170		35	1:37.476	49.367	114	24.596	223	23.513	170	
17	1:37.705	49.289	119	24.555	220	23.861	169		36	1:38.048	49.244	116	24.822	222	23.982	170	
18	1:37.524	49.316	117	24.504	221	23.704	169		37	1:38.181	49.550	113	24.665	223	23.966	170	
19	1:37.257	49.276	119	24.436	221	23.545	168		38	1:38.086	49.600	118	24.535	225	23.951	165	

Lap	Time	SE1	SP1	SE2	SP2	SE3	SP3	TSP	Lap	Time	SE1	SP1	SE2	SP2	SE3	SP3	TSP
<b>77 Wankmüller, DEU / Heinemann, DEU</b>									<b>theoretical besttime: 1:35.928</b>								
1	1:46.322	56.995	120	24.867	219	24.460	169		20	1:37.435	49.537	121	24.266	220	23.632	168	
2	1:37.396	49.328	118	24.550	220	23.518	170		21	1:36.669	49.036	122	24.345	220	23.288	170	
3	1:36.911	49.123	121	24.291	221	23.497	170		22	1:36.914	49.181	119	24.472	221	23.261	169	
4	1:36.868	48.805	118	24.390	<b>223</b>	23.673	169		23	1:37.246	49.327	121	24.414	221	23.505	169	
5	1:38.082	49.338	119	24.370	221	24.374	168		24	1:37.681	49.741	120	24.262	221	23.678	168	
6	<b>1:36.062</b>	<b>48.644</b>	121	24.296	219	<b>23.122</b>	170		25	1:37.066	49.328	122	24.343	222	23.395	168	
7	1:36.327	48.725	<b>123</b>	<b>24.162</b>	220	23.440	169		26	1:36.835	49.223	122	24.391	221	23.221	169	
8	1:36.157	48.645	121	24.279	220	23.233	170		27	1:37.560	49.519	119	24.565	220	23.476	170	
9	1:36.205	48.714	122	24.220	221	23.271	170		28	1:36.951	49.191	118	24.372	222	23.388	170	
10	1:36.194	48.779	120	24.163	220	23.252	170		29	1:37.113	49.358	121	24.413	221	23.342	169	
11	1:36.678	48.837	121	24.415	221	23.426	170		30	1:37.105	49.300	122	24.510	220	23.295	170	
12	1:36.508	48.989	119	24.230	221	23.289	<b>171</b>		31	1:37.020	49.247	119	24.424	221	23.349	169	
13	1:36.438	48.907	117	24.348	220	23.183	170		32	1:37.301	49.276	122	24.556	220	23.469	170	
14	1:36.161	48.731	121	24.196	220	23.234	170		33	1:37.106	49.327	121	24.421	222	23.358	168	
15	1:36.595	48.877	121	24.385	220	23.333	171		34	1:37.322	49.229	121	24.327	222	23.766	169	
16	1:37.301	49.083	122	24.568	216	23.650	169		35	1:36.804	49.140	121	24.422	222	23.242	169	
17	1:43.165	49.255	119	24.552	220	29.358	58		36	1:37.075	49.397	122	24.350	222	23.328	170	
18	3:09.617	2:21.966	122	24.398	220	23.253	169		37	1:36.909	48.967	121	24.357	221	23.585	170	
19	1:36.681	49.111	119	24.405	221	23.165	169		38	1:37.353	49.433	121	24.485	221	23.435	168	



# ADAC GT4 Germany

## Sector List Race 1

Provisional



Nürburgring, Length: 3629m

Air temperature: 18.27°C

Track temperature: 20.65°C

Weather condition: Dry

**DMSB** Reg. Nr.: DMSB 214/19

Saturday, August 17, 2019 11:55:00

Lap	Time	SE1	SP1	SE2	SP2	SE3	SP3	TSP	Lap	Time	SE1	SP1	SE2	SP2	SE3	SP3	TSP
<b>89 Krabec, CZE / Pavlovec, CZE</b>									<b>theoretical besttime: 1:37.722</b>								
1	1:52.052	1:02.529	120	24.790	210	24.733	165		20	1:42.459	52.154	115	25.875	209	24.430	164	
2	1:39.379	50.057	<b>121</b>	24.852	209	24.470	<b>165</b>		21	1:40.947	51.102	116	25.415	207	24.430	163	
3	1:39.153	50.004	117	24.827	211	24.322	164		22	1:40.972	51.657	117	25.105	210	24.210	164	
4	1:39.567	50.687	117	24.726	209	24.154	164		23	1:41.254	52.036	116	25.268	209	23.950	165	
5	1:39.008	50.439	117	24.526	211	24.043	165		24	1:42.852	51.463	119	25.478	207	25.911	165	
6	1:39.819	50.512	121	25.090	210	24.217	163		25	1:40.600	51.213	117	25.187	208	24.200	164	
7	1:39.138	50.096	119	24.808	210	24.234	163		26	1:41.080	51.715	118	25.191	208	24.174	164	
8	1:38.695	50.062	120	24.512	<b>213</b>	24.121	164		27	1:40.410	51.343	115	25.319	208	<b>23.748</b>	<b>164</b>	
9	1:38.545	49.908	120	<b>24.507</b>	213	24.130	164		28	1:39.245	50.373	120	24.851	212	24.021	165	
10	1:39.676	49.659	109	24.697	212	25.320	165		29	1:42.694	51.222	118	25.358	206	26.114	164	
11	1:38.476	49.553	118	24.882	211	24.041	163		30	1:41.823	51.458	117	25.962	209	24.403	164	
12	<b>1:38.262</b>	<b>49.467</b>	108	24.625	211	24.170	164		31	1:40.357	50.917	116	25.344	209	24.096	164	
13	1:49.915	49.796	120	35.951	208	24.168	164		32	1:39.573	50.527	119	25.128	210	23.918	165	
14	1:41.016	51.776	117	24.967	208	24.273	163		33	1:40.270	50.750	118	25.159	211	24.361	164	
15	1:38.670	50.064	117	24.678	211	23.928	164		34	1:41.527	52.181	118	25.270	211	24.076	164	
16	1:45.830	50.120	115	24.727	210	30.983	55		35	1:40.421	50.722	119	25.229	210	24.470	165	
17	3:24.227	2:35.520	115	24.839	210	23.868	164		36	1:40.593	51.304	117	25.186	210	24.103	165	
18	1:41.121	51.503	117	25.443	208	24.175	163		37	1:40.666	51.455	110	25.202	210	24.009	165	
19	1:40.256	50.821	118	25.058	208	24.377	163										

<b>94 von der Laden, DEU / Valente, CHE</b>									<b>theoretical besttime: 1:36.393</b>								
1	1:47.164	58.022	<b>123</b>	24.423	222	24.719	171		4	<b>1:36.719</b>	<b>48.701</b>	<b>120</b>	24.101	227	23.917	172	
2	1:36.857	48.968	121	24.190	216	<b>23.699</b>	173		5	1:43.994	49.428	119	24.051	231	30.515	128	
3	1:37.048	49.129	121	<b>23.993</b>	227	23.926	<b>173</b>		6	2:35.058	1:08.255	104	39.338	112	47.465	46	

<b>99 Owega, DEU / Owega, DEU</b>									<b>theoretical besttime: 1:35.438</b>								
1	1:40.785	53.561	120	24.250	218	22.974	168		20	1:36.392	48.689	121	24.404	218	23.299	168	
2	1:36.232	48.621	118	24.369	218	23.242	168		21	1:37.168	48.981	118	24.864	218	23.323	169	
3	1:35.796	48.755	118	<b>24.136</b>	219	22.905	169		22	1:36.336	48.792	121	24.305	219	23.239	169	
4	1:36.012	48.688	118	24.231	219	23.093	168		23	1:36.144	48.771	119	24.136	220	23.237	169	
5	1:36.958	49.049	120	24.164	220	23.745	168		24	1:36.242	48.640	120	24.285	219	23.317	169	
6	1:36.404	49.036	118	24.214	219	23.154	169		25	1:36.227	48.632	119	24.335	220	23.260	169	
7	1:36.214	48.925	118	24.197	219	23.092	169		26	1:36.646	49.049	121	24.362	219	23.235	169	
8	1:35.816	48.667	118	24.175	219	22.974	169		27	1:37.642	49.233	116	24.968	219	23.441	168	
9	<b>1:35.451</b>	<b>48.511</b>	118	24.149	219	<b>22.791</b>	168		28	1:36.996	49.079	120	24.615	219	23.302	168	
10	1:35.932	48.823	119	24.155	219	22.954	168		29	1:45.483	57.149	113	24.811	218	23.523	168	
11	1:35.814	48.579	118	24.293	219	22.942	168		30	1:36.678	48.877	120	24.395	219	23.406	168	
12	1:35.734	48.546	117	24.174	220	23.014	168		31	1:36.427	48.712	119	24.314	219	23.401	168	
13	1:35.853	48.578	118	24.269	220	23.006	168		32	1:36.556	48.786	119	24.290	219	23.480	168	
14	1:35.635	48.565	118	24.143	219	22.927	169		33	1:36.645	48.811	119	24.255	219	23.579	168	
15	1:37.280	49.753	116	24.381	219	23.146	168		34	1:36.749	49.036	119	24.316	220	23.397	169	
16	1:40.881	49.095	118	24.320	220	27.466	59		35	1:36.446	48.885	117	24.310	220	23.251	169	
17	3:10.373	2:22.849	120	24.241	219	23.283	168		36	1:36.729	49.133	119	24.274	220	23.322	169	
18	1:36.292	48.699	<b>121</b>	24.367	218	23.226	169		37	1:36.482	48.889	120	24.256	220	23.337	169	
19	1:36.371	48.781	120	24.250	<b>220</b>	23.340	169		38	1:37.182	48.824	118	24.786	218	23.572	169	