



ADAC GT Masters

Result List Qualifying 1

Provisional



Nürburgring, Length: 3629m

Air temperature: 15.48°C

Track temperature: 16.31°C

Weather condition: Dry

DMSB Reg. Nr.: DMSB 215/19

Saturday, August 17, 2019 9:25:00

started : 30 classified : 29 not classified : 1

	Drivers	Team	Car	Lap	Best Time	Gap	Diff	Kph	Day Time
1	63 M.Bortolotti(ITA)/C.Engelhart(DEU)	ORANGE1 by GRT Grasser(AUT)	LamborghiniHuracanGT3E	7	1:27.184			149.8	10:04:02
2	8 D.Marschall(DEU)(J)/C.Schreiner(DEU)(J)	HCB-Rutronik-Racing	Audi R8 LMS GT3	6	1:27.186	0.002	0.002	149.8	10:03:48
3	31 P.Niederhauser(CHE)/K.van der Linde(ZAF)	HCB-Rutronik-Racing	Audi R8 LMS GT3	5	1:27.278	0.094	0.092	149.6	10:02:00
4	2 L.Stolz(DEU)/M.Engel(DEU)	TOKSPORT WRT(DEU)	Mercedes-AMG GT3	6	1:27.337	0.153	0.059	149.5	10:01:17
5	7 L.Ludwig(DEU)/S.Asch(DEU)	HB Racing(AUT)	Ferrari 488 GT3	5	1:27.465	0.281	0.128	149.3	10:03:45
6	14 N.Sylvest(DNK)(J)/J.Klingmann(DEU)	MRS GT-Racing(DEU)	BMW M6 GT3	7	1:27.472	0.288	0.007	149.3	10:02:48
7	13 D.Jahn(DEU)/S.Barth(DEU)(T)	RWT Racing(AUT)	Corvette C7 GT3-R	9	1:27.483	0.299	0.011	149.3	9:59:07
8	36 M.Dienst(DEU)(J)/A.Read(AUS)(J)	Schütz Motorsport(DEU)	Mercedes-AMG GT3	8	1:27.504	0.320	0.021	149.3	10:01:14
9	29 M.Hofer(AUT)(J)/C.Mies(DEU)	MontaplastbyLand-Motorsport(DEU)	Audi R8 LMS GT3	5	1:27.517	0.333	0.013	149.2	9:33:36
10	1 R.Renauer(DEU)/T.Preining(AUT)	Precote Herberth Motorsport(DEU)	Porsche 911 GT3 R	6	1:27.558	0.374	0.041	149.2	10:03:57
11	28 R.Feller(CHE)(J)/D.Vanhoor(BEL)	MontaplastbyLand-Motorsport(DEU)	Audi R8 LMS GT3	4	1:27.560	0.376	0.002	149.2	9:32:40
12	21 J.Eriksson(SWE)/J.Bleekemolen(NLD)	TeamZAKSPEEDBKKMobilOilRacing	Mercedes-AMG GT3	7	1:27.563	0.379	0.003	149.2	10:01:53
13	47 I.Dontje(NLD)/M.Götz(DEU)	MANN-FILTER Team HTP(DEU)	Mercedes-AMG GT3	9	1:27.597	0.413	0.034	149.1	10:03:07
14	17 T.Bernhard(DEU)/K.Bachler(AUT)	KÜS TEAM75 Bernhard(DEU)	Porsche 911 GT3 R	5	1:27.604	0.420	0.007	149.1	9:37:35
15	33 F.Salaquarda(CZE)/F.Stippler(DEU)	Team ISR(CZE)	Audi R8 LMS GT3	5	1:27.647	0.463	0.043	149.0	10:04:24
16	19 M.Beretta(ITA)(J)/M.Mapelli(ITA)	ORANGE1 by GRT Grasser(AUT)	LamborghiniHuracanGT3E	5	1:27.650	0.466	0.003	149.0	10:01:44
17	71 W.Tregurtha(GBR)(J)/M.Paul(DEU)(J)	T3 Motorsport	Audi R8 LMS GT3	6	1:27.652	0.468	0.002	149.0	9:59:54
18	25 J.Schmidt(CHE)(J)/C.Haase(DEU)	BWT Mücke Motorsport(DEU)	Audi R8 LMS GT3	8	1:27.653	0.469	0.001	149.0	9:37:49
19	69 L.Luhr(DEU)/M.Holzer(DEU)	Iron Force Racing	Porsche 911 GT3 R	7	1:27.739	0.555	0.086	148.9	10:03:51
20	82 R.Ineichen(CHE)(T)/F.Perera(FRA)	ORANGE1 by GRT Grasser(AUT)	LamborghiniHuracanGT3E	4	1:27.889	0.705	0.150	148.6	9:34:43
21	24 M.Ortmann(DEU)(J)/M.Winkelhock(DEU)	BWT Mücke Motorsport(DEU)	Audi R8 LMS GT3	11	1:27.983	0.799	0.094	148.4	9:57:59
22	18 A.de Leener(BEL)/M.Cairol(ITA)	KÜS TEAM75 Bernhard(DEU)	Porsche 911 GT3 R	12	1:28.029	0.845	0.046	148.4	10:04:05
23	20 M.Wishofer(AUT)(J)/K.Snoeks(NLD)	TeamZAKSPEEDBKKMobilOilRacing	Mercedes-AMG GT3	7	1:28.108	0.924	0.079	148.2	9:59:40
24	12 F.Spengler(DEU)/M.Drudi(ITA)(J)	EFP Car Collection by TECE	Audi R8 LMS GT3	5	1:28.115	0.931	0.007	148.2	9:33:20
25	26 N.Rogivue(CHE)(J)/S.Mücke(DEU)	BWT Mücke Motorsport(DEU)	Audi R8 LMS GT3	6	1:28.271	1.087	0.156	148.0	9:59:44
26	48 F.Vettel(DEU)(J)/P.Ellis(GBR)	MANN-FILTER Team HTP(DEU)	Mercedes-AMG GT3	9	1:28.417	1.233	0.146	147.7	10:08:07
27	3 R.Lips(CHE)(T)/M.Hackländer(DEU)	Aust Motorsport(DEU)	Audi R8 LMS GT3	6	1:28.488	1.304	0.071	147.6	10:00:05
28	11 E.Erhart(DEU)/P.Kaffer(DEU)	EFP Car Collection by TECE	Audi R8 LMS GT3	6	1:28.692	1.508	0.204	147.3	9:34:56
29	30 K.Abbelen(DEU)(T)/M.Campbell(AUS)	Frikadelli Racing(DEU)	Porsche 911 GT3 R	7	1:30.074	2.890	1.382	145.0	9:37:27

Not classified

77 M.Pommer(DEU)/M.Kirchhöfer(DEU) Callaway Competition(DEU) Corvette C7 GT3-R

Did not start

4 S.Tribaudini(FRA)(T)/A.Hoti(DEU)(J) Aust Motorsport(DEU) Audi R8 LMS GT3

Following race director decision cancellation of the relevant lap time for car no. 47

Subject to final scrutineering!

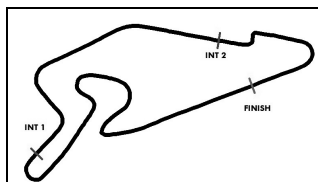
Publication time:	Clerk of the Course: Michael Bork	Timekeeper: Steffen Ruhl
-------------------	-----------------------------------	--------------------------

ver: 1.0

www.adac.de/motorsport

Page 1/ 1 printed: 17.8.2019 10:10





ADAC GT Masters

Sector List Qualifying 1

Provisional



Nürburgring, Length: 3629m

Air temperature: 15.48°C

Track temperature: 16.31°C

Weather condition: Dry

DMSB Reg. Nr.: DMSB 215/19

Saturday, August 17, 2019 9:25:00

Lap	Time	SE1	SP1	SE2	SP2	SE3	SP3	TSP	Lap	Time	SE1	SP1	SE2	SP2	SE3	SP3	TSP
1	Renauer, DEU / Preining, AUT								theoretical besttime: 1:27.558								
1	4:12.318	3:11.520	117	29.092	143	31.706	57		6	1:27.558	44.531	137	21.879	240	21.148	188	
2	28:49.044	28:01.648	124	24.442	226	22.954	185		7	1:29.495	44.890	138	22.330	210	22.275	188	
3	1:31.168	46.697	132	22.725	237	21.746	187		8	1:28.508	44.969	136	21.950	239	21.589	187	
4	1:28.776	45.215	137	22.182	238	21.379	187		9	1:38.732	44.799	137	24.132	177	29.801	55	
5	1:27.963	44.745	137	21.940	240	21.278	188										

2	Stolz, DEU / Engel, DEU								theoretical besttime: 1:27.296								
1	28:50.036	28:01.634	121	25.056	222	23.346	180		6	1:27.337	44.407	134	21.868	237	21.062	188	
2	1:31.594	47.305	136	22.719	235	21.570	188		7	1:27.535	44.410	136	21.936	238	21.189	188	
3	1:28.608	45.144	136	22.213	236	21.251	188		8	1:35.814	46.969	125	27.161	235	21.684	188	
4	1:31.467	44.765	137	24.954	234	21.748	188		9	1:37.389	45.112	136	22.062	230	30.215	47	
5	1:27.520	44.366	136	22.018	237	21.136	189										

3	Lips, CHE / Hackländer, DEU								theoretical besttime: 1:28.256								
1	2:50.406	1:44.897	105	32.152	136	33.357	52		7	1:36.434	50.222	111	24.328	238	21.884	188	
2	26:07.704	25:18.483	122	25.360	218	23.861	180		8	1:28.851	45.025	134	22.281	240	21.545	186	
3	1:33.307	47.888	131	22.997	238	22.422	185		9	1:28.630	44.809	135	22.317	239	21.504	186	
4	1:36.130	50.919	106	23.192	238	22.019	187		10	1:28.789	45.208	133	22.222	240	21.359	186	
5	1:29.034	45.321	136	22.230	241	21.483	187		11	1:28.816	45.124	136	22.275	239	21.417	186	
6	1:28.488	45.041	136	22.191	239	21.256	187		12	1:29.106	45.140	134	22.287	241	21.679	186	

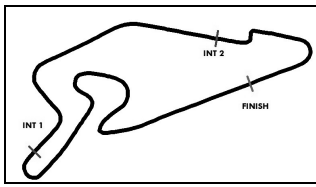
7	Ludwig, DEU / Asch, DEU								theoretical besttime: 1:27.427								
1	32:47.397	31:55.052	115	28.700	213	23.645	185		6	1:27.713	44.470	134	21.914	243	21.329	189	
2	1:33.286	48.554	132	22.800	237	21.932	189		7	1:29.277	44.720	135	21.975	241	22.582	189	
3	1:29.009	45.413	135	22.210	241	21.386	189		8	1:27.938	44.689	135	21.891	241	21.358	189	
4	1:27.732	44.649	136	21.948	242	21.135	190		9	1:46.605	50.021	123	25.177	180	31.407	56	
5	1:27.465	44.423	134	21.869	240	21.173	190										

8	Marschall, DEU / Schreiner, DEU								theoretical besttime: 1:27.160								
1	31:17.131	30:27.813	100	25.277	218	24.041	181		5	1:27.267	44.291	136	21.874	241	21.102	188	
2	1:34.077	48.280	129	23.445	231	22.352	185		6	1:27.186	44.317	134	21.832	242	21.037	188	
3	1:34.068	45.945	135	22.387	240	25.736	188		7	1:27.389	44.426	136	21.880	242	21.083	187	
4	1:27.633	44.507	133	22.023	241	21.103	188		8	1:36.544	45.347	130	23.021	234	28.176	58	

11	Erhart, DEU / Kaffer, DEU								theoretical besttime: 1:28.423								
1	2:13.877	1:20.143	120	25.465	222	28.269	175		7	1:28.851	45.219	133	22.126	238	21.506	186	
2	1:43.588	49.446	130	23.547	235	30.595	183		8	1:42.222	53.982	93	24.932	224	23.308	186	
3	1:31.682	47.180	133	22.769	236	21.733	185		9	2:45.763	1:10.506	78	49.306	78	45.951	42	
4	1:29.210	45.508	133	22.183	240	21.519	186		10	20:43.454	19:58.391	132	23.028	233	22.035	185	
5	1:28.777	44.966	134	22.171	239	21.640	187		11	1:29.632	45.373	135	22.261	238	21.998	186	
6	1:28.692	45.208	135	22.153	239	21.331	187		12	1:37.668	45.303	130	22.515	239	29.850	58	

12	Spengler, DEU / Drudi, ITA								theoretical besttime: 1:28.073								
1	2:09.431	1:13.384	115	29.249	182	26.798	174		7	1:28.171	44.671	134	22.044	238	21.456	185	
2	1:38.030	50.960	113	23.747	230	23.323	183		8	1:40.295	51.937	122	26.569	225	21.789	185	
3	1:35.302	46.025	132	22.449	238	26.828	183		9	2:24.438	58.530	78	48.108	78	37.800	57	
4	1:28.576	45.058	134	22.133	238	21.385	184		10	21:11.565	20:23.476	129	23.625	202	24.464	185	
5	1:28.115	44.665	135	22.076	239	21.374	184		11	1:29.960	45.307	133	23.170	233	21.483	184	
6	1:28.171	44.689	132	22.118	238	21.364	185		12	1:35.020	44.922	131	22.091	238	28.007	57	

13	Jahn, DEU / Barth, DEU								theoretical besttime: 1:27.369								
1	2:42.238	1:45.304	109	30.034	159	26.900	146		8	1:27.752	44.456	137	22.083	246	21.213	192	
2	1:55.472	55.605	88	28.163	186	31.704	58		9	1:27.483	44.416	136	21.921	242	21.146	190	
3	6:04.159	5:17.769	123	24.340	230	22.050	190		10	1:31.068	44.327	133	21.896	241	24.845	191	
4	1:30.107	45.564	136	22.814	238	21.729	192		11	1:32.774	44.531	133	22.189	241	26.054	58	
5	1:56.609	44.881	135	27.215	63	44.513	51		12	2:51.922	2:06.250	120	24.250	235	21.422	194	
6	15:34.008	14:48.231	133	23.229	205	22.548	186		13	1:27.831	44.622	136	21.958	240	21.251	190	
7	1:28.851	45.349	136	22.245	240	21.257	192		14	1:34.942	44.561	136	22.385	198	27.996	58	



ADAC GT Masters

Sector List Qualifying 1

Provisional



Nürburgring, Length: 3629m
Air temperature: 15.48°C
Track temperature: 16.31°C
Weather condition: Dry

DMSB Reg. Nr.: DMSB 215/19

Saturday, August 17, 2019 9:25:00

Lap	Time	SE1	SP1	SE2	SP2	SE3	SP3	TSP	Lap	Time	SE1	SP1	SE2	SP2	SE3	SP3	TSP
-----	------	-----	-----	-----	-----	-----	-----	-----	-----	------	-----	-----	-----	-----	-----	-----	-----

14 Sylvest, DNK / Klingmann, DEU

theoretical besttime: 1:27.401

1	2:35.901	1:31.648	119	32.658	121	31.595	55		6	1:27.918	44.848	137	21.760	244	21.310	192	
2	27:43.543	26:54.836	123	24.588	171	24.119	187		7	1:27.472	44.573	136	21.727	245	21.172	191	
3	1:35.058	48.406	132	22.327	242	24.325	191		8	1:27.933	44.639	134	21.804	244	21.490	190	
4	1:29.783	45.365	134	22.069	243	22.349	192		9	1:34.771	45.057	131	22.287	243	27.427	59	
5	1:27.726	44.834	135	21.791	244	21.101	192										

17 Bernhard, DEU / Bachler, AUT

theoretical besttime: 1:27.594

1	2:03.495	1:03.921	106	28.397	163	31.177	57		7	13:52.196	13:05.790	130	23.575	232	22.831	186	
2	6:04.399	5:18.343	132	23.604	231	22.452	184		8	1:28.225	44.677	135	22.015	238	21.533	187	
3	1:31.574	46.456	136	22.658	235	22.460	186		9	1:27.976	44.685	137	22.018	238	21.273	187	
4	1:27.898	44.678	137	22.081	238	21.139	187		10	1:31.195	44.580	135	22.025	240	24.590	184	
5	1:27.604	44.590	136	21.919	238	21.095	187		11	1:33.187	44.789	137	22.074	239	26.324	57	
6	2:14.002	46.596	81	47.619	79	39.787	56										

18 de Leener, BEL / Cairoli, ITA

theoretical besttime: 1:27.830

1	9:28.429	8:34.655	105	28.513	113	25.261	181		8	1:28.396	44.773	137	21.957	240	21.666	189	
2	1:33.735	48.332	134	23.304	237	22.099	185		9	1:29.936	45.820	135	22.565	236	21.551	188	
3	1:30.465	45.371	137	23.101	230	21.993	188		10	1:29.762	45.447	134	22.649	237	21.666	189	
4	2:15.114	47.848	79	47.590	79	39.676	57		11	1:28.216	44.909	137	22.026	238	21.281	189	
5	13:55.601	13:08.252	121	24.508	194	22.841	186		12	1:28.029	44.669	136	22.122	238	21.238	188	
6	1:28.836	45.207	134	22.252	237	21.377	188		13	1:35.749	45.277	133	22.559	237	27.913	57	
7	1:28.413	44.933	137	22.276	238	21.204	187										

19 Beretta, ITA / Mapelli, ITA

theoretical besttime: 1:27.545

1	14:07.428	12:50.597	121	32.681	67	44.150	54		6	1:27.662	44.494	135	21.965	240	21.203	188	
2	18:10.173	17:23.288	99	24.310	234	22.575	182		7	1:32.728	45.037	127	25.635	214	22.056	187	
3	1:30.353	45.945	135	22.610	239	21.798	187		8	1:28.017	44.742	133	22.033	240	21.242	187	
4	1:27.918	44.590	134	22.050	240	21.278	186		9	1:27.980	44.511	135	22.061	240	21.408	186	
5	1:27.650	44.381	134	22.006	239	21.263	187		10	1:27.720	44.496	133	22.025	241	21.199	187	

20 Wishofer, AUT / Snoeks, NLD

theoretical besttime: 1:27.855

1	11:06.473	10:10.922	102	29.003	162	26.548	158		7	1:28.108	44.854	135	22.136	240	21.118	189	
2	1:40.088	52.747	123	23.854	214	23.487	184		8	1:31.118	46.777	129	22.364	235	21.977	189	
3	2:28.706	1:01.627	78	47.874	78	39.205	58		9	1:28.333	44.979	132	21.943	240	21.411	188	
4	14:49.928	14:00.619	129	22.850	198	26.459	185		10	1:32.178	46.572	97	23.924	235	21.682	188	
5	1:29.070	45.636	133	21.993	240	21.441	188		11	1:33.372	45.240	132	22.100	239	26.032	58	
6	1:37.065	46.432	133	21.883	241	28.750	189										

21 Eriksson, SWE / Bleekemolen, NLD

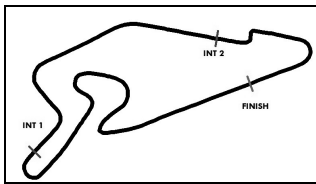
theoretical besttime: 1:27.518

1	10:23.453	9:32.883	111	26.079	192	24.491	179		7	1:27.563	44.517	135	21.908	239	21.138	188	
2	1:35.155	48.543	124	23.775	231	22.837	183		8	1:33.418	44.584	134	24.995	135	23.839	188	
3	1:53.363	46.238	130	24.218	160	42.907	45		9	1:27.653	44.646	132	21.914	239	21.093	187	
4	18:35.095	17:49.394	127	23.248	235	22.453	185		10	1:32.393	44.839	135	24.789	137	22.765	187	
5	1:29.866	45.836	129	22.343	238	21.687	187		11	1:49.088	44.725	134	25.683	147	38.680	45	
6	1:27.730	44.573	133	21.927	238	21.230	188										

24 Ortmann, DEU / Winkelhock, DEU

theoretical besttime: 1:27.877

1	4:17.292	3:24.048	112	28.008	172	25.236	177		8	14:00.261	13:15.622	131	22.719	210	21.920	184	
2	1:40.105	51.201	126	25.295	193	23.609	180		9	1:28.664	45.073	133	22.099	238	21.492	184	
3	1:33.374	48.023	129	23.028	236	22.323	183		10	1:28.123	44.708	133	22.049	238	21.366	185	
4	1:32.670	45.663	132	22.468	231	24.539	185		11	1:27.983	44.653	133	22.097	239	21.233	185	
5	1:47.610	56.605	132	24.778	105	26.227	185		12	1:47.909	51.767	101	28.068	191	28.074	57	
6	1:28.297	44.885	130	21.991	238	21.421	184		13								
7	2:14.687	49.982	95	47.022	78	37.683	57										



ADAC GT Masters

Sector List Qualifying 1

Provisional



Nürburgring, Length: 3629m

Air temperature: 15.48°C

Track temperature: 16.31°C

Weather condition: Dry

DMSB Reg. Nr.: DMSB 215/19

Saturday, August 17, 2019 9:25:00

Lap	Time	SE1	SP1	SE2	SP2	SE3	SP3	TSP	Lap	Time	SE1	SP1	SE2	SP2	SE3	SP3	TSP
25	Schmidt, CHE / Haase, DEU								theoretical besttime: 1:27.537								
1	1:57.712	1:02.089	117	29.699	157	25.924	149		6	1:27.835	44.510	136	21.925	240	21.400	187	
2	1:47.775	53.360	119	29.581	163	24.834	151		7	1:27.738	44.610	135	21.958	238	21.170	186	
3	1:38.709	50.815	131	24.316	134	23.578	170		8	1:27.653	44.591	135	21.891	238	21.171	186	
4	1:32.716	48.575	132	22.707	237	21.434	186		9	2:24.821	58.742	77	48.091	78	37.988	57	
5	1:28.099	44.897	135	22.066	239	21.136	187		10								

26	Rogivue, CHE / Mücke, DEU								theoretical besttime: 1:27.976								
1	2:14.597	1:10.146	96	30.554	160	33.897	55		7	1:29.247	44.697	133	22.061	239	22.489	187	
2	26:30.191	25:42.016	121	24.877	208	23.298	178		8	1:30.763	45.076	132	22.016	239	23.671	186	
3	1:32.711	48.146	132	22.744	237	21.821	185		9	1:28.446	44.926	129	22.113	240	21.407	186	
4	1:29.171	45.175	133	22.389	237	21.607	186		10	1:30.461	45.144	132	23.462	237	21.855	186	
5	1:28.389	44.936	130	22.117	238	21.336	186		11	1:34.438	45.053	132	22.251	238	27.134	57	
6	1:28.271	44.848	133	22.160	240	21.263	186		12								

28	Feller, CHE / Vanthoor, BEL								theoretical besttime: 1:27.434								
1	3:11.041	2:21.634	122	25.061	208	24.346	177		5	1:27.663	44.495	134	21.980	238	21.188	186	
2	1:32.748	48.019	130	22.952	231	21.777	185		6	1:27.860	44.443	136	22.131	237	21.286	186	
3	1:28.249	44.823	134	22.123	238	21.303	185		7	1:33.874	44.364	135	22.004	238	27.506	58	
4	1:27.560	44.266	134	22.006	238	21.288	186										

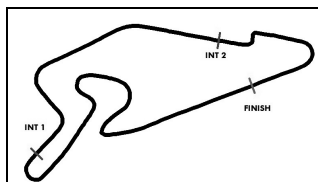
29	Hofer, AUT / Mies, DEU								theoretical besttime: 1:27.517								
1	2:20.199	1:24.993	121	30.576	124	24.630	173		5	1:27.517	44.336	133	21.966	238	21.215	186	
2	1:43.887	49.819	129	28.629	124	25.439	187		6	1:36.177	46.057	122	25.219	145	24.901	186	
3	1:36.445	44.762	134	23.599	123	28.084	187		7	1:37.801	45.494	132	23.870	197	28.437	58	
4	1:28.050	44.567	135	21.995	239	21.488	186										

30	Abbelen, DEU / Campbell, AUS								theoretical besttime: 1:29.537								
1	3:15.579	2:25.699	115	25.219	225	24.661	175		8	2:12.828	45.977	131	47.521	79	39.330	57	
2	1:37.148	50.240	129	24.058	232	22.850	183		9	14:23.632	13:36.957	132	23.349	226	23.326	186	
3	1:32.400	47.735	129	22.696	236	21.969	185		10	1:30.254	46.317	135	22.177	237	21.760	187	
4	1:30.453	45.931	129	22.433	237	22.089	186		11	1:30.299	45.614	133	22.751	235	21.934	185	
5	1:30.146	46.006	132	22.394	237	21.746	185		12	1:30.252	45.961	134	22.432	237	21.859	187	
6	1:30.487	46.065	132	22.580	237	21.842	186		13	2:08.858	52.585	128	26.645	192	49.628	45	
7	1:30.074	45.812	134	22.297	237	21.965	185										

31	Niederhauser, CHE / van der Linde, ZAF								theoretical besttime: 1:27.158								
1	30:55.412	30:06.307	115	24.971	229	24.134	176		5	1:27.278	44.338	133	21.857	239	21.083	186	
2	1:40.640	48.754	124	26.469	160	25.417	186		6	1:27.354	44.218	133	22.016	238	21.120	187	
3	1:28.542	44.895	133	22.052	240	21.595	186		7	1:32.542	46.095	131	22.824	238	23.623	187	
4	1:27.479	44.408	130	21.969	239	21.102	187		8	1:32.907	44.398	134	21.973	239	26.536	58	

33	Salaquarda, CZE / Stippler, DEU								theoretical besttime: 1:27.573								
1	33:13.850	32:15.815	85	30.322	196	27.713	177		5	1:27.647	44.502	132	21.928	241	21.217	187	
2	1:37.537	51.044	126	24.214	204	22.279	186		6	1:30.638	44.612	133	21.870	242	24.156	186	
3	1:36.276	50.798	120	22.681	234	22.797	186		7	1:28.720	44.617	133	21.854	241	22.249	186	
4	1:28.134	45.038	135	21.858	241	21.238	187		8	1:36.006	44.744	132	21.946	241	29.316	57	

36	Dienst, DEU / Read, AUS								theoretical besttime: 1:27.504								
1	5:07.342	4:05.586	71	29.484	164	32.272	57		6	1:28.739	45.293	136	22.064	236	21.382	188	
2	5:37.425	4:51.193	126	23.670	226	22.562	184		7	1:28.259	45.046	134	21.977	238	21.236	188	
3	1:30.754	46.357	134	22.513	235	21.884	185		8	1:27.504	44.563	137	21.882	237	21.059	188	
4	2:01.808	45.053	135	33.164	67	43.591	50		9	1:54.259	52.297	107	28.137	124	33.825	53	
5	17:31.982	16:43.967	126	24.871	232	23.144	185										



ADAC GT Masters

Sector List Qualifying 1

Provisional



Nürburgring, Length: 3629m

Air temperature: 15.48°C

Track temperature: 16.31°C

Weather condition: Dry

DMSB Reg. Nr.: DMSB 215/19

Saturday, August 17, 2019 9:25:00

Lap	Time	SE1	SP1	SE2	SP2	SE3	SP3	TSP	Lap	Time	SE1	SP1	SE2	SP2	SE3	SP3	TSP
47 Dontje, NLD / Götz, DEU									theoretical besttime: 1:27.555								
1	9:55.186	8:59.181	82	29.134	176	26.871	170		7	1:27.911	44.758	133	21.918	241	21.235	190	
2	1:37.820	51.641	122	23.575	227	22.604	184		8	1:27.696	44.682	134	21.911	241	21.103	189	
3	1:31.835	46.542	130	23.320	217	21.973	187		9	1:27.597	44.610	135	21.869	241	21.118	190	
3	2:30.851	1:05.786	80	46.940	80	38.125	59		10	1:29.145	44.583	135	21.952	241	22.610	188	
4	15:09.611	14:22.356	120	24.533	214	22.722	184		11	1:27.835	44.626	134	21.908	242	21.301	189	
5	1:30.256	45.806	133	22.256	239	22.194	188		12	1:36.230	46.789	131	22.416	241	27.025	58	
6	1:28.346	45.113	134	22.024	241	21.209	189										

48 Vettel, DEU / Ellis, GBR									theoretical besttime: 1:28.316								
1	31:06.730	30:16.845	120	25.120	219	24.765	168		6	1:28.601	45.132	134	22.011	239	21.458	188	
2	1:35.705	50.106	129	23.748	229	21.851	187		7	1:28.465	45.112	133	21.918	240	21.435	188	
3	1:29.137	45.540	133	22.039	240	21.558	187		8	1:31.691	46.689	129	23.115	237	21.887	188	
4	1:28.944	45.262	134	22.058	238	21.624	188		9	1:28.417	45.172	135	21.867	240	21.378	188	
5	1:28.592	45.182	130	22.069	240	21.341	188		10	1:28.473	45.108	133	21.978	240	21.387	187	

63 Bortolotti, ITA / Engelhart, DEU									theoretical besttime: 1:27.092								
1	29:59.088	29:11.976	124	23.965	231	23.147	183		6	1:27.312	44.331	134	21.945	239	21.036	186	
2	1:34.674	46.702	131	22.780	237	25.192	186		7	1:27.184	44.182	135	21.874	240	21.128	186	
3	1:33.370	44.625	134	22.002	240	26.743	186		8	1:31.370	45.807	119	23.692	236	21.871	187	
4	1:27.532	44.321	134	22.024	239	21.187	187		9	1:35.723	44.392	134	21.928	238	29.403	57	
5	1:32.494	44.443	135	25.045	206	23.006	187										

69 Luhr, DEU / Holzer, DEU									theoretical besttime: 1:27.686								
1	5:28.401	4:22.378	88	30.844	177	35.179	55		5	1:28.405	44.955	136	22.019	238	21.431	188	
2	25:57.815	25:11.373	125	23.531	234	22.911	183		6	1:27.784	44.667	135	21.966	238	21.151	188	
3	1:31.427	47.326	127	22.561	236	21.540	186		7	1:27.739	44.575	134	21.960	238	21.204	188	
4	1:28.733	45.214	132	22.160	237	21.359	187		8	1:32.831	44.724	136	22.016	238	26.091	57	

71 Tregurtha, GBR / Paul, DEU									theoretical besttime: 1:27.537								
1	7:37.944	6:26.766	98	34.423	110	36.755	51		7	1:35.636	44.541	133	24.770	226	26.325	57	
2	21:12.712	20:24.683	122	24.936	220	23.093	180		8	2:59.206	2:10.287	131	26.755	185	22.164	186	
3	1:33.900	47.475	132	23.721	187	22.704	187		9	1:27.817	44.628	133	21.956	237	21.233	185	
4	1:33.508	45.079	132	22.034	237	26.395	187		10	1:28.033	44.718	131	21.970	237	21.345	185	
5	1:27.843	44.563	133	21.945	237	21.335	187		11	1:34.169	47.667	127	22.699	238	23.803	186	
6	1:27.652	44.416	132	21.888	238	21.348	187										

77 Pommer, DEU / Kirchhöfer, DEU									theoretical besttime: 1:54.411								
1	2:37.828	1:39.667	96	30.250	164	27.911	146		3	6:29.415	128						
2	1:57.372	58.909	95	27.591	195	30.872	57										

82 Ineichen, CHE / Perera, FRA									theoretical besttime: 1:27.885								
1	5:14.796	4:21.745	112	25.323	231	27.728	182		7	2:20.606	48.444	72	47.346	80	44.816	48	
2	1:31.286	47.126	132	22.409	237	21.751	187		8	21:48.361	21:03.269	129	22.859	236	22.233	186	
3	1:28.295	44.779	132	22.010	240	21.506	187		9	1:28.530	45.020	133	22.085	240	21.425	187	
4	1:27.889	44.577	133	21.951	240	21.361	186		10	1:28.222	44.628	133	22.035	240	21.559	186	
5	1:28.098	44.690	134	22.051	241	21.357	187		11	1:37.873	45.109	135	22.158	239	30.606	51	
6	1:31.333	44.936	135	23.291	204	23.106	189										