



ADAC TCR Germany

Result List Qualifying 1

Provisional



Nürburgring, Length: 3629m

Air temperature: 15.43°C

Track temperature: 16.51°C

Weather condition: Dry

DMSB Reg. Nr.: DMSB 215/19

Saturday, August 17, 2019 8:30:00

started : 19 classified : 19 not classified : 0

Nr.	Drivers	Team	Lap	Best Time	Gap	Diff	Kph	Day Time
Cl.	Car	Competitor						
1	104 T.Neuville(BEL) G Hyundai i30 N TCR	Hyundai Team Engstler 2(DEU) Hyundai Team Engstler	8	1:33.815			139.2	8:48:13
2	19 M.Hesse(DEU) Hyundai i30 N TCR	Hyundai Team Engstler Hyundai Team Engstler	4	1:34.294	0.479	0.479	138.5	8:38:44
3	13 A.Buri(FIN) Audi RS 3 LMS SEQ	LMS Racing(FIN) AS Motorsport	8	1:34.572	0.757	0.278	138.1	8:52:15
4	7 M.Halder(DEU) Honda Civic FK7 TCR	Profi-Car Team Honda ADAC Sachsen ADAC Sachsen e.V.	5	1:34.614	0.799	0.042	138.0	8:41:22
5	27 T.Coicaud(FRA) Hyundai i30 N TCR	Hyundai Team Engstler Hyundai Team Engstler	7	1:34.633	0.818	0.019	138.0	8:51:44
6	1 H.Proczyk(AUT) Hyundai i30 N TCR	HP Racing International(DEU) HP Racing International	8	1:34.691	0.876	0.058	137.9	8:52:31
7	42 L.Niedertscheider(AUT) Hyundai i30 N TCR	HP Racing International(DEU) HP Racing International	8	1:34.762	0.947	0.071	137.8	8:51:41
8	28 P.Eberle(CHE) G Cupra TCR SEQ	Steibel Motorsport II Pascal Eberle	4	1:34.861	1.046	0.099	137.7	8:39:21
9	29 M.Cheah Min Jie(MYS) Honda VW Golf GTI TCR SEQ	VW Team Oettinger VW Team Oettinger	7	1:34.908	1.093	0.047	137.6	8:47:19
10	22 J.Apotheloz(CHE) Honda Cupra TCR SEQ	TOPCAR Sport(CHE) TOPCAR Sport	11	1:34.948	1.133	0.040	137.5	8:51:11
11	88 D.Fugel(DEU) Honda Civic FK7 TCR	Profi-Car Team Honda ADAC Sachsen ADAC Sachsen e.V.	8	1:34.965	1.150	0.017	137.5	8:46:53
12	50 K.Jordan(DEU) VW Golf GTI TCR SEQ	VW Team Oettinger VW Team Oettinger	7	1:35.000	1.185	0.035	137.5	8:48:37
13	53 M.Halder(DEU) Honda Honda Civic FK7 TCR	Profi-Car Team Halder Profi-Car Team Halder	9	1:35.065	1.250	0.065	137.4	8:49:15
14	23 S.Steibel(DEU) VW Golf GTI TCR SEQ	Steibel Motorsport(DEU) Sebastian Steibel	10	1:35.281	1.466	0.216	137.1	8:50:21
15	8 R.Kircher(DEU) Honda Audi RS 3 LMS SEQ	Racing One(DEU) Racing One	10	1:35.468	1.653	0.187	136.8	8:52:02
16	98 J.Seyffert(DEU) Honda Lada Vesta TCR	Lubner Motorsport(DEU) Lubner Motorsport	8	1:35.962	2.147	0.494	136.1	8:45:50
17	30 K.Gaillard(CHE) G Cupra TCR DSG	TOPCAR Sport 2(DEU) Young Driver Challenge	10	1:37.556	3.741	1.594	133.9	8:48:53
18	6 B.Burns(GBR) Honda Honda Civic FK7 TCR	Team Pyro Motorsport Bradley Burns	3	1:37.568	3.753	0.012	133.9	8:35:23
19	61 J.Schori(CHE) G Opel Astra TCR	Lubner Motorsport 2(DEU) Lubner Motorsport	13	1:38.701	4.886	1.133	132.3	8:56:32

Classification limit: 110% Time: 1:43.196

Following race director decision cancellation of the relevant lap time for car no. 30

Subject to final scrutineering!

Publication time:	Clerk of the Course: Michael Bork	Timekeeper: Steffen Ruhl
-------------------	-----------------------------------	--------------------------

ver: 1.0

www.adac.de/motorsport

Page 1/ 1 printed: 17.8.2019 8:59





ADAC TCR Germany

Class Result List Qualifying 1



Provisional

DMSB Reg. Nr.: DMSB 215/19

Saturday, August 17, 2019 8:30:00

Nürburgring, Length: 3629m
 Air temperature: 15.43°C
 Track temperature: 16.51°C
 Weather condition: Dry

started : 19 classified : 19 not classified : 0

Nr.	Drivers Car	Team Competitor	Lap	Best Time	Gap	Diff	Kph	Day Time
-----	----------------	--------------------	-----	-----------	-----	------	-----	----------

CLASS: Honda JC

Started: 6 Classified: 6

Not Classified: 0

1	29	M.Cheah Min Jie(MYS) VW Golf GTI TCR SEQ	VW Team Oettinger VW Team Oettinger	7	1:34.908			137.6	8:47:19
2	22	J.Apotheloz(CHE) Cupra TCR SEQ	TOPCAR Sport(CHE) TOPCAR Sport	11	1:34.948	0.040	0.040	137.5	8:51:11
3	53	M.Halder(DEU) Honda Civic FK7 TCR	Profi-Car Team Halder(DEU) Profi-Car Team Halder	9	1:35.065	0.157	0.117	137.4	8:49:15
4	8	R.Kircher(DEU) Audi RS 3 LMS SEQ	Racing One(DEU) Racing One	10	1:35.468	0.560	0.403	136.8	8:52:02
5	98	J.Seyffert(DEU) Lada Vesta TCR	Lubner Motorsport(DEU) Lubner Motorsport	8	1:35.962	1.054	0.494	136.1	8:45:50
6	6	B.Burns(GBR) Honda Civic FK7 TCR	Team Pyro Motorsport Bradley Burns	3	1:37.568	2.660	1.606	133.9	8:35:23

Classification limit: 110% Time: 1:44.398

CLASS: Guest

Started: 4 Classified: 4

Not Classified: 0

1	104	T.Neuville(BEL) Hyundai i30 N TCR	Hyundai Team Engstler 2(DEU) Hyundai Team Engstler	8	1:33.815			139.2	8:48:13
2	28	P.Eberle(CHE) Cupra TCR SEQ	Steibel Motorsport II Pascal Eberle	4	1:34.861	1.046	1.046	137.7	8:39:21
3	30	K.Gaillard(CHE) Cupra TCR DSG	TOPCAR Sport 2(DEU) Young Driver Challenge	10	1:37.556	3.741	2.695	133.9	8:48:53
4	61	J.Schori(CHE) Opel Astra TCR	Lubner Motorsport 2(DEU) Lubner Motorsport	13	1:38.701	4.886	1.145	132.3	8:56:32

Classification limit: 110% Time: 1:43.196

Following race director decision cancellation of the relevant lap time for car no. 30

Subject to final scrutineering!

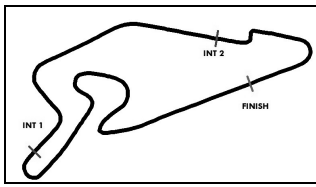
Publication time:	Clerk of the Course: Michael Bork	Timekeeper: Steffen Ruhl
-------------------	-----------------------------------	--------------------------

ver: 1.0

www.adac.de/motorsport

Page 1/ 1 printed: 17.8.2019 8:59





ADAC TCR Germany



Sector List Qualifying 1

Provisional

DMSB Reg. Nr.: DMSB 215/19

Saturday, August 17, 2019 8:30:00

Nürburgring, Length: 3629m

Air temperature: 15.43°C

Track temperature: 16.51°C

Weather condition: Dry

Lap	Time	SE1	SP1	SE2	SP2	SE3	SP3	TSP	Lap	Time	SE1	SP1	SE2	SP2	SE3	SP3	TSP
1 Proczyk, AUT									theoretical besttime: 1:34.583								
1	2:31.627	1:22.878	120	32.435	172	36.314	47		6	7:25.874	6:32.291	104	26.741	201	26.842	171	
2	4:16.710	3:27.399	120	25.066	203	24.245	170		7	1:42.157	48.164	123	27.173	190	26.820	174	
3	1:35.183	48.665	123	23.742	220	22.776	172		8	1:34.691	48.079	120	23.850	220	22.762	173	
4	1:34.708	48.165	120	23.780	221	22.763	172		9	1:54.588	52.413	106	26.533	192	35.642	41	
5	1:49.860	51.774	115	25.184	214	32.902	49										

6 Burns, GBR									theoretical besttime: 1:36.865								
1	2:02.068	1:09.105	109	27.678	180	25.285	165		5	1:44.547	49.633	118	24.546	217	30.368	57	
2	1:43.459	53.964	113	25.465	215	24.030	169		6	3:12.629	2:24.052	119	25.574	214	23.003	170	
3	1:37.568	49.836	120	24.320	216	23.412	169		7	3:02.328	1:19.017	53	51.985	84	51.326	49	
4	1:38.639	49.542	119	25.118	183	23.979	169										

7 Halder, DEU									theoretical besttime: 1:34.466								
1	2:43.236	1:51.425	108	27.258	176	24.553	162		6	1:34.724	48.310	124	23.649	217	22.765	169	
2	1:41.195	51.661	113	25.455	195	24.079	165		7	2:06.661	55.344	114	25.840	184	45.477	51	
3	1:44.043	50.155	120	24.921	190	28.967	58		8	7:08.677	6:18.114	118	25.291	151	25.272	168	
4	3:38.531	2:50.109	115	25.254	205	23.168	170		9	1:36.803	49.060	121	24.186	217	23.557	169	
5	1:34.614	48.104	124	23.797	217	22.713	169		10	1:36.930	49.050	121	24.239	217	23.641	169	

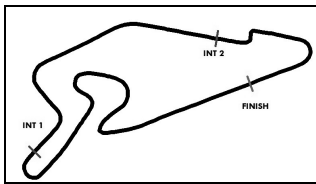
8 Kircher, DEU									theoretical besttime: 1:35.182								
1	3:07.151	1:59.372	110	33.247	140	34.532	56		7	1:42.240	49.075	121	24.002	222	29.163	59	
2	3:58.416	3:07.641	106	26.996	197	23.779	172		8	3:39.371	2:50.670	115	25.366	215	23.335	170	
3	1:36.151	49.120	119	24.040	224	22.991	172		9	1:35.868	48.816	120	24.211	219	22.841	171	
4	1:35.872	48.924	121	23.906	223	23.042	173		10	1:35.468	48.607	122	23.967	220	22.894	172	
5	1:35.970	48.544	123	23.797	224	23.629	172		11	1:37.330	49.467	123	23.918	220	23.945	172	
6	1:35.565	48.645	122	23.980	222	22.940	171		12	1:35.664	48.681	123	23.939	221	23.044	172	

13 Buri, FIN									theoretical besttime: 1:34.572								
1	2:11.156	1:10.716	116	27.461	201	32.979	59		6	1:57.923	58.933	111	26.276	185	32.714	53	
2	3:31.647	2:41.495	118	24.687	218	25.465	173		7	7:58.828	7:10.547	118	24.587	219	23.694	173	
3	1:35.165	48.358	120	23.819	222	22.988	171		8	1:34.572	47.934	122	23.720	222	22.918	173	
4	1:49.073	56.571	101	28.850	211	23.652	173		9	1:53.430	53.648	103	26.836	206	32.946	45	
5	1:36.113	48.270	120	23.853	222	23.990	158										

19 Hesse, DEU									theoretical besttime: 1:34.202								
1	2:05.276	1:10.202	115	25.716	193	29.358	57		4	1:34.294	47.929	125	23.636	223	22.729	173	
2	3:29.482	2:39.988	118	25.328	216	24.166	172		5	1:40.634	48.423	123	23.908	222	28.303	58	
3	1:34.681	48.330	126	23.714	221	22.637	173		6	15:31.601	14:37.939	121	24.588	216	29.074	58	

22 Apotheloz, CHE									theoretical besttime: 1:34.888								
1	1:53.316	1:01.750	116	27.423	200	24.143	170		7	1:35.183	48.565	122	23.675	220	22.943	171	
2	1:36.355	49.243	120	23.920	220	23.192	170		8	1:35.523	48.412	121	23.817	221	23.294	171	
3	1:35.626	48.444	121	24.235	219	22.947	171		9	1:46.472	49.056	118	24.649	199	32.767	56	
4	1:35.299	48.489	121	23.773	221	23.037	171		10	3:13.374	2:24.704	112	25.179	218	23.491	171	
5	1:42.682	48.803	120	23.983	219	29.896	59		11	1:34.948	48.270	121	23.700	221	22.978	172	
6	3:02.053	2:10.031	114	27.843	175	24.179	170		12	1:57.050	55.803	105	27.442	180	33.805	56	

23 Steibel, DEU									theoretical besttime: 1:35.209								
1	2:26.310	1:20.496	105	31.980	145	33.834	48		8	3:06.478	2:17.545	113	25.184	213	23.749	169	
2	3:26.023	2:36.601	110	25.633	214	23.789	169		9	1:35.768	48.713	123	24.003	217	23.052	169	
3	1:36.972	49.561	123	24.026	216	23.385	169		10	1:35.281	48.368	122	23.893	217	23.020	171	
4	1:35.969	48.296	123	24.277	216	23.396	170		11	1:35.903	48.488	121	24.060	216	23.355	171	
5	1:38.683	49.106	117	26.302	200	23.275	171		12	1:36.095	48.504	121	24.286	215	23.305	170	
6	1:36.550	49.100	122	24.004	216	23.446	168		13	1:36.302	48.728	122	24.239	216	23.335	170	
7	1:42.878	49.266	119	24.179	216	29.433	49										



ADAC TCR Germany



Sector List Qualifying 1

Provisional

DMSB Reg. Nr.: DMSB 215/19

Saturday, August 17, 2019 8:30:00

Nürburgring, Length: 3629m

Air temperature: 15.43°C

Track temperature: 16.51°C

Weather condition: Dry

Lap	Time	SE1	SP1	SE2	SP2	SE3	SP3	TSP	Lap	Time	SE1	SP1	SE2	SP2	SE3	SP3	TSP
27	Coicaud, FRA									theoretical besttime: 1:34.584							
1	1:59.946	1:09.842	115	25.514	214	24.590	170		5	1:48.819	49.247	118	28.085	191	31.487	54	
2	1:49.479	55.718	100	29.844	196	23.917	171		6	11:20.819	10:33.393	117	24.396	218	23.030	172	
3	1:35.469	48.615	123	23.994	219	22.860	172		7	1:34.633	48.257	123	23.549	220	22.827	173	
4	1:35.063	48.417	122	23.868	221	22.778	171		8	1:45.756	50.196	112	25.258	203	30.302	54	

28	Eberle, CHE									theoretical besttime: 1:34.861							
1	2:28.963	1:21.661	105	32.779	163	34.523	48		4	1:34.861	48.325	123	23.816	220	22.720	171	
2	3:41.088	2:49.058	112	27.853	182	24.177	171		5	1:46.728	49.641	116	24.978	203	32.109	47	
3	1:35.721	49.005	122	23.924	220	22.792	171										

29	Cheah Min Jie, MYS									theoretical besttime: 1:34.765							
1	2:12.606	1:12.344	113	29.105	164	31.157	58		5	1:46.707	48.466	124	23.771	220	34.470	58	
2	3:45.604	2:53.094	108	28.130	192	24.380	170		6	4:47.937	3:54.476	113	29.009	169	24.452	170	
3	1:35.359	48.649	124	23.824	219	22.886	171		7	1:34.908	48.134	123	23.914	215	22.860	171	
4	1:35.656	48.494	123	24.079	219	23.083	171		8	1:47.386	50.643	121	25.253	205	31.490	58	

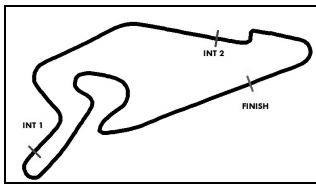
30	Gaillard, CHE									theoretical besttime: 1:37.175							
1	1:55.756	1:03.359	117	27.119	196	25.278	164		8	3:33.142	2:43.287	117	25.312	215	24.543	167	
2	1:41.679	52.784	120	24.727	216	24.168	166		9	1:38.015	50.058	123	24.179	217	23.778	168	
3	1:39.611	50.419	121	24.884	217	24.308	165		10	1:37.556	49.668	120	24.132	219	23.756	168	
4	1:39.184	50.648	119	24.529	218	24.007	168		11	1:37.078	49.048	120	24.320	218	23.740	168	
5	1:39.597	50.981	120	24.524	216	24.092	167		12	1:37.694	49.576	121	24.500	218	23.618	168	
6	1:38.669	50.117	121	24.455	217	24.097	167		13	1:37.831	49.457	117	24.368	217	24.006	166	
7	1:49.219	50.259	120	24.542	216	34.418	58										

42	Niederscheider, AUT									theoretical besttime: 1:34.652							
1	2:33.629	1:24.587	112	32.175	148	36.867	48		6	1:41.375	48.411	121	23.801	220	29.163	58	
2	4:09.586	3:16.083	107	28.361	136	25.142	171		7	6:55.587	6:07.457	115	24.962	217	23.168	172	
3	1:35.861	48.938	121	23.910	220	23.013	172		8	1:34.762	47.989	122	23.744	221	23.029	173	
4	1:35.199	48.365	123	23.650	222	23.184	171		9	1:45.094	54.416	106	25.303	214	25.375	167	
5	1:35.145	48.172	123	23.802	220	23.171	171		10	1:53.670	53.057	112	28.453	197	32.160	56	

50	Jordan, DEU									theoretical besttime: 1:34.893							
1	2:15.436	1:15.430	119	27.901	138	32.105	49		6	6:01.340	5:11.800	121	25.314	189	24.226	170	
2	3:45.667	2:52.040	106	29.158	189	24.469	170		7	1:35.000	48.106	125	23.768	216	23.126	169	
3	1:35.518	48.446	121	24.053	217	23.019	169		8	1:35.817	48.600	122	23.867	216	23.350	170	
4	1:35.576	48.411	122	23.960	217	23.205	170		9	1:46.980	48.683	122	23.986	216	34.311	49	
5	1:48.424	48.492	122	24.402	207	35.530	53										

53	Halder, DEU									theoretical besttime: 1:34.952							
1	2:44.192	1:52.388	117	27.039	163	24.765	166		8	3:13.903	2:26.179	121	24.297	213	23.427	168	
2	1:47.060	51.455	120	25.174	181	30.431	58		9	1:35.065	48.454	122	23.699	217	22.912	169	
3	3:27.187	2:35.816	111	26.606	159	24.765	168		10	1:35.216	48.462	123	23.823	216	22.931	170	
4	1:35.578	48.640	124	23.786	216	23.152	169		11	1:35.305	48.341	123	23.913	216	23.051	169	
5	1:35.275	48.435	124	23.835	216	23.005	169		12	1:36.295	48.617	123	24.017	216	23.661	170	
6	1:35.430	48.525	124	23.867	216	23.038	168		13	1:35.838	48.711	123	23.974	216	23.153	170	
7	1:41.577	48.469	122	23.948	215	29.160	56										

61	Schori, CHE									theoretical besttime: 1:38.667							
1	2:45.655	1:29.766	88	38.881	105	37.008	58		8	1:58.037	53.735	111	27.330	173	36.972	53	
2	2:23.498	1:32.115	112	26.310	216	25.073	170		9	3:57.591	3:02.507	112	28.620	177	26.464	143	
3	1:45.924	54.718	118	25.882	218	25.324	168		10	1:49.002	56.014	114	27.557	208	25.431	171	
4	1:44.484	53.966	117	25.588	219	24.930	168		11	1:40.774	51.359	114	25.215	220	24.200	173	
5	1:44.586	54.048	115	25.560	219	24.978	171		12	1:39.705	50.366	117	25.050	220	24.289	172	
6	1:42.766	52.804	114	25.306	220	24.656	170		13	1:38.701	49.736	116	24.731	220	24.234	172	
7	1:41.298	51.353	115	25.315	219	24.630	168										



ADAC TCR Germany



Sector List Qualifying 1

Provisional

Nürburgring, Length: 3629m

Air temperature: 15.43°C

Track temperature: 16.51°C

Weather condition: Dry

DMSB Reg. Nr.: DMSB 215/19

Saturday, August 17, 2019 8:30:00

Lap	Time	SE1	SP1	SE2	SP2	SE3	SP3	TSP	Lap	Time	SE1	SP1	SE2	SP2	SE3	SP3	TSP
88	Fugel, DEU								theoretical besttime: 1:34.965								
1	1:58.705	1:07.350	111	26.776	187	24.579	168		7	3:08.756	2:21.160	121	24.332	216	23.264	170	
2	1:45.060	51.484	117	24.757	216	28.819	57		8	1:34.965	48.384	123	23.766	218	22.815	170	
3	3:29.648	2:41.258	118	24.724	215	23.666	167		9	1:41.234	53.590	114	24.433	218	23.211	171	
4	1:35.274	48.563	123	23.881	218	22.830	170		10	1:38.158	49.155	120	23.813	219	25.190	170	
5	1:35.848	48.543	123	23.816	218	23.489	168		11	1:45.173	48.469	122	23.847	219	32.857	54	
6	1:44.525	49.673	121	24.331	217	30.521	58		12	3:03.520	2:14.920	96	25.573	215	23.027	171	

98	Seyffert, DEU								theoretical besttime: 1:35.725								
1	1:57.453	1:05.112	117	26.065	199	26.276	169		8	1:35.962	48.774	122	24.166	216	23.022	168	
2	1:37.005	49.241	120	24.262	216	23.502	167		9	1:36.081	48.574	122	24.216	214	23.291	167	
3	1:36.645	49.069	120	24.238	216	23.338	168		10	1:50.368	52.022	110	26.632	163	31.714	49	
4	1:39.395	50.487	120	24.697	207	24.211	168		11	4:03.642	3:09.631	116	26.864	178	27.147	169	
5	1:36.721	48.900	118	24.348	217	23.473	168		12	1:36.042	48.710	120	24.129	216	23.203	170	
6	1:48.821	49.301	119	24.647	204	34.873	36		13	1:38.057	48.819	121	24.405	215	24.833	158	
7	3:57.382	3:06.819	117	25.460	209	25.103	167										

104	Neuville, BEL								theoretical besttime: 1:33.815								
1	2:05.947	1:11.707	108	29.246	166	24.994	169		7	4:03.933	3:16.607	121	24.356	213	22.970	172	
2	1:57.619	51.851	102	32.052	175	33.716	58		8	1:33.815	47.672	124	23.454	219	22.689	173	
3	3:28.830	2:35.693	105	29.419	197	23.718	171		9	1:51.606	54.737	111	24.888	212	31.981	58	
4	1:35.213	48.504	126	23.975	220	22.734	173		10	4:01.143	3:12.932	121	24.525	217	23.686	171	
5	1:35.108	48.084	125	23.815	222	23.209	169		11	1:46.714	49.443	122	25.131	193	32.140	58	
6	1:52.204	54.463	110	26.090	189	31.651	57										