



ADAC GT4 Germany

Result List Qualifying 1

Provisional



Nürburgring, Length: 3629m

Air temperature: 19.13°C

Track temperature: 20.69°C

Weather condition: Dry

DMSB Reg. Nr.: DMSB 214/19

Friday, August 16, 2019 18:10:00

started : 24 classified : 24 not classified : 0

Nr.	Drivers	Team	Lap	Best Time	Gap	Diff	Kph	Day Time
Cl.	Car	Competitor						
1	99 H.Owega(DEU)/J.Owega(DEU) J Mercedes-AMG GT4	GetSpeed Performance GetSpeed Performance	4	1:34.865			137.7	18:18:35
2	7 M.Zug(DEU)/G.Piana(ITA) J BMW M4 GT4	RN Vision STS(DEU) RN Vision STS	6	1:34.975	0.110	0.110	137.5	18:20:25
3	59 F.Martin-Dye(GBR)/C.Jöns(DEU) McLaren 570s GT4	Dörr Motorsport Dörr Motorsport	5	1:34.991	0.126	0.016	137.5	18:19:26
4	69 P.Dörr(DEU)/D.Trebing(USA) J McLaren 570s GT4	Dörr Motorsport Dörr Motorsport	4	1:35.055	0.190	0.064	137.4	18:18:20
5	48 L.Trefz(DEU)/M.Haber(AUS) J Mercedes-AMG GT4	Leipert Motorsport Leipert Motorsport	5	1:35.125	0.260	0.070	137.3	18:21:27
6	33 C.Fagg(GBR)/M.Benyahia(MAR) J McLaren 570s GT4	Team GT Team GT	7	1:35.148	0.283	0.023	137.3	18:23:41
7	2 M.Schrey(DEU)/T.Jäger(AUT) BMW M4 GT4	Hofor Racing by Bonk Motorsport Hofor Racing by Bonk Motorsport	6	1:35.341	0.476	0.193	137.0	18:21:20
8	24 M.Siljehaug(NOR)/E.Angermayr(AUT) J KTM X-Bow GT4	Felbermayr Reiter(DEU) Felbermayr Reiter	9	1:35.375	0.510	0.034	136.9	18:30:38
9	77 L.Wankmüller(DEU)/T.Heinemann(DEU) J Mercedes-AMG GT4	HP Racing International(DEU) HP Racing International	9	1:35.400	0.535	0.025	136.9	18:27:19
10	94 F.von der Laden(DEU)/A.Valente(CHE) McLaren 570s GT4	Team GT Team GT	8	1:35.470	0.605	0.070	136.8	18:26:35
11	21 C.Schöll(AUT)/B.Mazatis(DEU) Porsche Cayman GT4	Team Allied-Racing(DEU) Team Allied-Racing	7	1:35.522	0.657	0.052	136.7	18:23:07
12	3 M.Fischer(AUT)/C.Hürtgen(DEU) BMW M4 GT4	Hofor Racing by Bonk Motorsport Hofor Racing by Bonk Motorsport	7	1:35.678	0.813	0.156	136.5	18:23:10
13	22 J.Kasperlik(DEU)/L.Kern(DEU) T Porsche Cayman GT4	Team Allied-Racing(DEU) Team Allied-Racing	8	1:35.727	0.862	0.049	136.4	18:23:34
14	6 M.Lungstrass(DEU)/M.Beckhusen(DEU) J Audi R8 LMS GT4	Racing One(DEU) Racing One	6	1:35.777	0.912	0.050	136.4	18:21:41
15	4 H.Eichenberg(DEU)/T.Kratz(AUT) T BMW M4 GT4	Team AVIA Sorg Rennsport(DEU) Team AVIA Sorg Rennsport	4	1:36.293	1.428	0.516	135.6	18:17:21
16	14 S.Grotstollen(DEU)/G.Braun(DEU) T BMW M4 GT4	MRS Besagroup Racing MRS Besagroup Racing	10	1:36.300	1.435	0.007	135.6	18:27:08
17	23 L.Kraihamer(AUT)/R.Kofler(AUT) KTM X-Bow GT4	True Racing True Racing	12	1:36.437	1.572	0.137	135.4	18:30:09
18	5 P.Stalidzane(DEU)/N.Rindlisbacher(CHE) J Audi R8 LMS GT4	Racing One(DEU) Racing One	9	1:36.669	1.804	0.232	135.1	18:27:53
19	11 O.Mayer(DEU)/J.Springob(DEU) J Mercedes-AMG GT4	Bremotion Bremotion	4	1:37.250	2.385	0.581	134.3	18:18:33
20	89 J.Krabec(CZE)/S.Pavlovec(CZE) T KTM X-Bow GT4	RTR projects(CZE) RTR projects	5	1:37.428	2.563	0.178	134.0	18:19:15
21	36 M.Suabo(DEU)/M.Dienst(DEU) T Mercedes-AMG GT4	Schütz Motorsport(DEU) Schütz Motorsport	4	1:37.526	2.661	0.098	133.9	18:21:02
22	66 F.Dziwok(POL)/S.Halek(AUT) T Porsche Cayman GT4	HP Racing International(DEU) HP Racing International	9	1:37.571	2.706	0.045	133.8	18:26:30
23	17 H.Hadergasser(DEU)/H.Still(DEU) T Porsche Cayman GT4	KÜS TEAM75 Bernhard(DEU) KÜS TEAM75 Bernhard	10	1:37.854	2.989	0.283	133.5	18:28:54
24	15 F.Kovac(CRO)/T.Tekaar(DEU) T BMW M4 GT4	MRS Besagroup Racing MRS Besagroup Racing	12	1:39.145	4.280	1.291	131.7	18:30:59

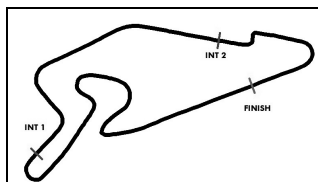
Subject to final scrutineering!

Publication time:	Clerk of the Course: Michael Bork	Timekeeper: Steffen Ruhl
-------------------	-----------------------------------	--------------------------

ver: 1.0

www.adac.de/motorsport

Page 1/ 1 printed: 16.8.2019 18:33



ADAC GT4 Germany

Class Result List Qualifying 1

Provisional



Nürburgring, Length: 3629m

Air temperature: 19.13°C

Track temperature: 20.69°C

Weather condition: Dry

DMSB Reg. Nr.: DMSB 214/19

Friday, August 16, 2019 18:10:00

started : 24 classified : 24 not classified : 0

Nr.	Drivers	Team	Lap	Best Time	Gap	Diff	Kph	Day Time
	Car	Competitor						

CLASS: Junior

Started: 10 Classified: 10

Not Classified: 0

1	99	H.Owega(DEU)/J.Owega(DEU) Mercedes-AMG GT4	GetSpeed Performance GetSpeed Performance	4	1:34.865		137.7	18:18:35
2	7	M.Zug(DEU)/G.Piana(ITA) BMW M4 GT4	RN Vision STS(DEU) RN Vision STS	6	1:34.975	0.110	0.110	137.5
3	69	P.Dörr(DEU)/D.Trebing(USA) McLaren 570s GT4	Dörr Motorsport Dörr Motorsport	4	1:35.055	0.190	0.080	137.4
4	48	L.Trefz(DEU)/M.Haber(AUS) Mercedes-AMG GT4	Leipert Motorsport Leipert Motorsport	5	1:35.125	0.260	0.070	137.3
5	33	C.Fagg(GBR)/M.Benyahia(MAR) McLaren 570s GT4	Team GT Team GT	7	1:35.148	0.283	0.023	137.3
6	24	M.Siljehaug(NOR)/E.Angermayr(AUT) KTM X-Bow GT4	Felbermayr Reiter(DEU) Felbermayr Reiter	9	1:35.375	0.510	0.227	136.9
7	77	L.Wankmüller(DEU)/T.Heinemann(DEU) Mercedes-AMG GT4	HP Racing International(DEU) HP Racing International	9	1:35.400	0.535	0.025	136.9
8	6	M.Lungstrass(DEU)/M.Beckhusen(DEU) Audi R8 LMS GT4	Racing One(DEU) Racing One	6	1:35.777	0.912	0.377	136.4
9	5	P.Stalidzane(DEU)/N.Rindlisbacher(CHE) Audi R8 LMS GT4	Racing One(DEU) Racing One	9	1:36.669	1.804	0.892	135.1
10	11	O.Mayer(DEU)/J.Springob(DEU) Mercedes-AMG GT4	Bremotion Bremotion	4	1:37.250	2.385	0.581	134.3

CLASS: Trophy

Started: 10 Classified: 10

Not Classified: 0

1	22	J.Kasperlik(DEU)/L.Kern(DEU) Porsche Cayman GT4	Team Allied-Racing(DEU) Team Allied-Racing	8	1:35.727		136.4	18:23:34
2	6	M.Lungstrass(DEU)/M.Beckhusen(DEU) Audi R8 LMS GT4	Racing One(DEU) Racing One	6	1:35.777	0.050	0.050	136.4
3	4	H.Eichenberg(DEU)/T.Kratz(AUT) BMW M4 GT4	Team AVIA Sorg Rennsport(DEU) Team AVIA Sorg Rennsport	4	1:36.293	0.566	0.516	135.6
4	14	S.Grotstollen(DEU)/G.Braun(DEU) BMW M4 GT4	MRS Besagroup Racing MRS Besagroup Racing	10	1:36.300	0.573	0.007	135.6
5	11	O.Mayer(DEU)/J.Springob(DEU) Mercedes-AMG GT4	Bremotion Bremotion	4	1:37.250	1.523	0.950	134.3
6	89	J.Krabec(CZE)/S.Pavlovec(CZE) KTM X-Bow GT4	RTR projects(CZE) RTR projects	5	1:37.428	1.701	0.178	134.0
7	36	M.Suabo(DEU)/M.Dienst(DEU) Mercedes-AMG GT4	Schütz Motorsport(DEU) Schütz Motorsport	4	1:37.526	1.799	0.098	133.9
8	66	F.Dziwok(POL)/S.Halek(AUT) Porsche Cayman GT4	HP Racing International(DEU) HP Racing International	9	1:37.571	1.844	0.045	133.8
9	17	H.Hadergasser(DEU)/H.Still(DEU) Porsche Cayman GT4	KÜS TEAM75 Bernhard(DEU) KÜS TEAM75 Bernhard	10	1:37.854	2.127	0.283	133.5
10	15	F.Kovac(CRO)/T.Tekaat(DEU) BMW M4 GT4	MRS Besagroup Racing MRS Besagroup Racing	12	1:39.145	3.418	1.291	131.7

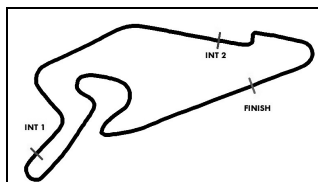
Subject to final scrutineering!

Publication time:	Clerk of the Course: Michael Bork	Timekeeper: Steffen Ruhl
-------------------	-----------------------------------	--------------------------

ver: 1.0

www.adac.de/motorsport

Page 1/ 1 printed: 16.8.2019 18:33



ADAC GT4 Germany

Sector List Qualifying 1

Provisional



Nürburgring, Length: 3629m

Air temperature: 19.13°C

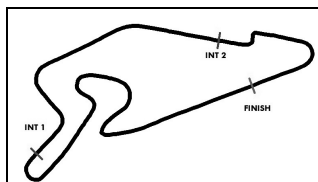
Track temperature: 20.69°C

Weather condition: Dry

DMSB Reg. Nr.: DMSB 214/19

Friday, August 16, 2019 18:10:00

Lap	Time	SE1	SP1	SE2	SP2	SE3	SP3	TSP	Lap	Time	SE1	SP1	SE2	SP2	SE3	SP3	TSP
2 Schrey, DEU / Jäger, AUT									theoretical besttime: 1:35.229								
1	2:53.791	1:58.684	97	28.495	187	26.612	166		5	1:35.522	48.289	119	23.916	222	23.317	171	
2	1:47.096	55.040	110	26.831	214	25.225	168		6	1:35.341	48.401	120	23.882	223	23.058	171	
3	1:44.574	51.480	116	25.755	164	27.339	173		7	1:35.454	48.418	119	23.894	222	23.142	172	
4	1:43.769	52.590	90	26.217	219	24.962	173		8	2:05.411	56.587	104	30.099	112	38.725	52	
3 Fischer, AUT / Hürtgen, DEU									theoretical besttime: 1:35.475								
1	2:55.065	1:59.227	103	28.578	184	27.260	163		5	1:36.141	48.984	122	23.968	223	23.189	171	
2	1:46.763	54.506	119	27.117	210	25.140	171		6	1:38.401	48.412	122	25.652	186	24.337	173	
3	1:46.539	51.503	122	25.829	179	29.207	168		7	1:35.678	48.323	120	23.963	222	23.392	171	
4	1:50.705	53.782	98	31.878	190	25.045	171		8	1:47.699	48.538	122	24.639	166	34.522	48	
4 Eichenberg, DEU / Kratz, AUT									theoretical besttime: 1:36.293								
1	2:28.216	1:36.562	118	26.586	183	25.068	164		7	1:36.722	49.122	121	24.155	221	23.445	171	
2	1:38.423	50.471	119	24.592	219	23.360	171		8	1:42.058	49.069	120	28.352	164	24.637	171	
3	1:37.612	49.781	118	24.411	219	23.420	171		9	1:44.534	53.490	105	26.770	202	24.274	171	
4	1:36.293	48.906	119	24.126	220	23.261	171		10	1:36.700	49.081	119	24.263	222	23.356	172	
5	1:42.957	49.004	120	24.264	220	29.689	55		11	1:52.064	52.227	112	25.943	200	33.894	44	
6	3:06.599	2:16.537	113	25.795	189	24.267	170										
5 Stalidzane, DEU / Rindlisbacher, CHE									theoretical besttime: 1:36.411								
1	4:31.783	3:42.057	120	25.374	216	24.352	168		6	1:36.815	49.152	122	24.229	218	23.434	169	
2	1:37.556	49.625	123	24.438	218	23.493	169		7	1:46.087	52.826	102	29.828	193	23.433	169	
3	1:52.359	1:03.007	82	25.692	217	23.660	169		8	1:37.964	49.067	120	25.341	217	23.556	169	
4	1:36.892	49.201	121	24.273	218	23.418	169		9	1:36.669	48.764	120	24.394	218	23.511	169	
5	1:37.068	49.061	120	24.370	218	23.637	170		10	1:52.702	51.100	120	24.927	217	36.675	51	
6 Lungstrass, DEU / Beckhusen, DEU									theoretical besttime: 1:35.771								
1	3:36.746	2:45.665	115	26.326	210	24.755	168		6	1:35.777	48.373	122	24.227	216	23.177	169	
2	1:38.659	50.276	124	24.360	220	24.023	170		7	1:37.374	48.667	122	25.170	208	23.537	170	
3	1:36.397	48.840	123	24.304	216	23.253	168		8	1:35.936	48.490	121	24.275	216	23.171	168	
4	1:36.959	49.151	123	24.465	216	23.343	169		9	1:48.685	51.843	117	25.577	160	31.265	59	
5	1:36.185	48.674	120	24.264	216	23.247	169										
7 Zug, DEU / Piana, ITA									theoretical besttime: 1:34.837								
1	2:09.173	1:12.327	93	29.788	173	27.058	163		5	1:36.448	48.025	119	24.173	221	24.250	174	
2	1:52.368	58.740	107	26.529	217	27.099	169		6	1:34.975	47.993	121	23.980	222	23.002	172	
3	1:36.338	49.005	117	24.093	220	23.240	171		7	1:39.324	48.018	120	25.433	120	25.873	171	
4	1:35.253	48.199	121	23.842	221	23.212	171		8	1:44.183	48.373	121	24.042	221	31.768	58	
11 Mayer, DEU / Springob, DEU									theoretical besttime: 1:36.712								
1	3:36.205	2:35.569	109	34.071	117	26.565	167		5	1:37.609	49.297	123	24.661	219	23.651	168	
2	1:41.760	50.038	121	24.898	219	26.824	171		6	1:49.024	59.862	88	25.637	217	23.525	168	
3	1:37.532	49.635	121	24.627	219	23.270	169		7	1:37.296	49.102	121	24.340	219	23.854	169	
4	1:37.250	49.254	121	24.558	219	23.438	167		8	1:53.195	55.629	114	26.982	175	30.584	57	
14 Grotstollen, DEU / Braun, DEU									theoretical besttime: 1:35.936								
1	2:10.329	1:13.784	102	30.618	147	25.927	167		7	1:36.813	49.016	107	24.530	219	23.267	170	
2	1:53.197	59.121	117	26.228	217	27.848	170		8	1:36.340	48.829	120	24.086	220	23.425	170	
3	1:37.623	49.077	120	24.385	218	24.161	169		9	1:36.391	48.660		24.401	219	23.330	170	
4	1:36.996	49.108	120	24.169	219	23.719	170		10	1:36.300	48.723	120	24.154	220	23.423	170	
5	1:36.908	48.662	118	24.666	217	23.580	171		11	1:40.429	51.626	118	24.926	218	23.877	170	
6	1:47.037	52.153	115	29.888	169	24.996	170		12	1:38.851	48.583	114	24.320	219	25.948	170	



ADAC GT4 Germany

Sector List Qualifying 1

Provisional



Nürburgring, Length: 3629m

Air temperature: 19.13°C

Track temperature: 20.69°C

Weather condition: Dry

DMSB Reg. Nr.: DMSB 214/19

Friday, August 16, 2019 18:10:00

Lap	Time	SE1	SP1	SE2	SP2	SE3	SP3	TSP	Lap	Time	SE1	SP1	SE2	SP2	SE3	SP3	TSP
15	Kovac, CRO / Tekaat, DEU								theoretical besttime: 1:38.994								
1	2:16.468	1:21.124	101	27.950	198	27.394	163		7	1:44.457	52.397	110	27.006	194	25.054	165	
2	1:48.110	54.322	109	26.197	217	27.591	166		8	1:42.360	51.313	111	25.678	216	25.369	165	
3	1:43.408	52.742	113	25.319	219	25.347	169		9	1:40.777	50.938	114	25.291	218	24.548	168	
4	1:41.274	51.065	114	25.506	217	24.703	167		10	1:40.387	50.817	114	25.128	219	24.442	169	
5	1:41.261	51.445	117	25.274	218	24.542	169		11	1:39.982	50.636	115	25.183	220	24.163	170	
6	1:41.149	51.466	115	25.083	218	24.600	166		12	1:39.145	50.165	115	24.666	221	24.314	169	

17	Hadergasser, DEU / Still, DEU								theoretical besttime: 1:37.785								
1	2:27.703	1:29.681	102	29.471	180	28.551	153		7	2:56.476	2:07.380	118	24.744	217	24.352	168	
2	1:47.007	54.506	114	26.337	199	26.164	165		8	1:38.983	50.074	117	24.761	218	24.148	167	
3	1:40.384	50.454	116	24.959	216	24.971	164		9	1:37.856	49.518	121	24.554	220	23.784	169	
4	1:39.307	50.015	119	24.684	218	24.608	165		10	1:37.854	49.587	118	24.553	219	23.714	168	
5	1:39.214	49.535	119	25.222	213	24.457	167		11	1:42.194	49.653	114	27.482	187	25.059	167	
6	1:48.490	51.746	107	25.940	216	30.804	54										

21	Schöll, AUT / Mazatis, DEU								theoretical besttime: 1:35.504								
1	3:18.482	2:16.221	110	33.829	127	28.432	154		5	1:35.783	48.452	119	24.182	218	23.149	168	
2	1:47.704	57.833	114	25.467	216	24.404	168		6	1:37.160	48.635	119	24.846	198	23.679	168	
3	1:36.295	49.096	119	24.064	219	23.135	168		7	1:35.522	48.470	117	24.037	219	23.015	167	
4	1:36.243	48.802	118	24.145	219	23.296	168		8	1:50.393	48.766	119	26.645	112	34.982	55	

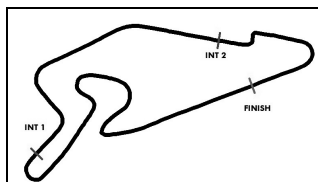
22	Kasperlik, DEU / Kern, DEU								theoretical besttime: 1:35.538								
1	2:03.608	1:00.714	109	36.122	123	26.772	161		6	1:36.364	48.469	119	24.493	218	23.402	168	
2	1:53.614	53.853	111	30.051	107	29.710	168		7	1:35.954	48.548	121	24.307	219	23.099	168	
3	1:36.256	48.734	122	24.234	219	23.288	169		8	1:35.727	48.279	119	24.221	219	23.227	168	
4	1:36.214	48.523	118	24.375	219	23.316	169		9	1:36.075	48.757	120	24.280	219	23.038	168	
5	1:36.168	48.532	119	24.460	219	23.176	169		10	1:42.497	48.538	118	24.268	220	29.691	56	

23	Kraihamer, AUT / Kofler, AUT								theoretical besttime: 1:36.432								
1	2:05.092	1:12.340	114	27.845	174	24.907	164		7	1:36.980	49.127	115	24.594	210	23.259	165	
2	1:43.936	51.447	119	25.107	171	27.382	164		8	1:36.901	49.030	117	24.403	210	23.468	164	
3	1:37.056	49.256	119	24.480	210	23.320	165		9	1:44.988	52.790	103	27.021	199	25.177	164	
4	1:37.304	48.974	119	24.798	210	23.532	164		10	1:39.250	49.367	116	25.183	165	24.700	165	
5	1:37.135	49.110	115	24.711	210	23.314	165		11	1:36.781	48.988	120	24.462	211	23.331	164	
6	1:36.951	48.968	119	24.649	210	23.334	164		12	1:36.437	48.920	117	24.408	211	23.109	165	

24	Siljehaug, NOR / Angermayr, AUT								theoretical besttime: 1:35.301								
1	6:20.979	5:23.577	114	31.394	152	26.008	167		6	1:39.588	48.171	120	24.184	212	27.233	58	
2	1:56.386	56.944	86	31.933	168	27.509	167		7	2:42.120	1:48.376	118	29.060	147	24.684	167	
3	1:36.212	48.409	120	24.273	213	23.530	166		8	1:35.448	48.064	121	24.231	212	23.153	166	
4	1:36.656	48.935	120	24.295	212	23.426	167		9	1:35.375	47.986	121	24.172	213	23.217	166	
5	1:35.395	48.032	122	24.162	212	23.201	166										

33	Fagg, GBR / Benyahia, MAR								theoretical besttime: 1:35.038								
1	3:52.512	2:54.609	116	28.296	156	29.607	171		5	1:35.787	48.574	120	23.923	223	23.290	171	
2	1:36.377	48.950	119	24.233	221	23.194	171		6	1:35.431	48.357	121	23.873	223	23.201	172	
3	1:35.334	48.405	119	23.916	223	23.013	171		7	1:35.148	48.229	122	23.800	226	23.119	172	
4	1:49.653	55.691	115	28.712	193	25.250	172		8	1:40.652	48.468	121	23.796	226	28.388	55	

36	Suabo, DEU / Dienst, DEU								theoretical besttime: 1:37.327								
1	3:54.810	2:41.653	90	34.895	111	38.262	57		5	1:37.556	49.184	123	24.561	219	23.811	170	
2	3:50.855	3:00.238	116	25.348	215	25.269	171		6	1:39.830	49.387	121	24.745	219	25.698	148	
3	1:38.458	50.014	115	24.681	219	23.763	169		7	1:50.836	52.506	117	25.127	215	33.203	57	
4	1:37.526	49.269	123	24.380	220	23.877	169										



ADAC GT4 Germany

Sector List Qualifying 1

Provisional



Nürburgring, Length: 3629m

Air temperature: 19.13°C

Track temperature: 20.69°C

Weather condition: Dry

DMSB Reg. Nr.: DMSB 214/19

Friday, August 16, 2019 18:10:00

Lap	Time	SE1	SP1	SE2	SP2	SE3	SP3	TSP	Lap	Time	SE1	SP1	SE2	SP2	SE3	SP3	TSP
48 Trefz, DEU / Haber, AUS									theoretical besttime: 1:34.934								
1	4:56.765	4:01.985	115	28.531	186	26.249	164		5	1:35.125	48.173	120	23.980	219	22.972	169	
2	1:42.083	50.781	121	26.463	160	24.839	168		6	1:35.154	48.153	120	23.961	219	23.040	169	
3	1:35.337	48.364	122	23.830	220	23.143	170		7	1:35.435	48.171	121	23.993	218	23.271	169	
4	1:36.986	48.132	123	25.044	219	23.810	169		8	1:48.043	49.984	112	28.249	200	29.810	56	

59 Martin-Dye, GBR / Jöns, DEU									theoretical besttime: 1:34.939								
1	2:36.201	1:28.365	109	36.087	116	31.749	168		5	1:34.991	48.217	118	23.904	225	22.870	172	
2	1:59.665	49.470	118	30.265	94	39.930	168		6	1:43.489	48.231	120	30.830	118	24.428	171	
3	1:39.400	48.556	123	25.972	157	24.872	172		7	1:35.181	48.219	120	23.974	224	22.988	172	
4	1:35.466	48.392	119	23.852	223	23.222	172		8	1:59.777	55.435	113	26.210	189	38.132	55	

66 Dziwok, POL / Halek, AUT									theoretical besttime: 1:37.509								
1	3:01.708	2:07.850	107	28.051	194	25.807	165		7	1:38.533	49.809	117	24.659	218	24.065	166	
2	1:45.828	53.509	113	26.961	214	25.358	164		8	1:37.921	49.338	117	24.695	218	23.888	165	
3	1:40.022	50.918	117	24.925	218	24.179	163		9	1:37.571	49.139	117	24.495	218	23.937	165	
4	1:44.153	51.820	93	27.837	207	24.496	165		10	1:39.065	50.305	108	24.869	217	23.891	166	
5	1:40.597	50.448	114	25.078	217	25.071	166		11	1:38.762	49.329	117	24.593	218	24.840	165	
6	1:43.290	52.329	115	25.881	200	25.080	166		12	1:37.787	49.308	116	24.604	218	23.875	164	

69 Dörr, DEU / Trebing, USA									theoretical besttime: 1:34.937								
1	3:20.529	2:17.559	112	34.207	129	28.763	147		6	1:41.244	48.123	120	24.672	194	28.449	54	
2	1:49.059	59.716	97	25.496	218	23.847	172		7	2:57.942	2:05.971	110	26.592	181	25.379	171	
3	1:35.397	48.336	121	24.026	224	23.035	173		8	1:35.792	48.437	121	24.027	222	23.328	172	
4	1:35.055	48.178	120	23.779	225	23.098	173		9	1:39.402	48.348	121	26.751	155	24.303	172	
5	1:37.031	48.591	119	24.640	222	23.800	173		10	1:53.295	48.469	120	24.031	224	40.795	51	

77 Wankmüller, DEU / Heinemann, DEU									theoretical besttime: 1:35.255								
1	4:28.723	3:39.273	121	25.141	217	24.309	170		7	1:35.711	48.482	123	24.191	219	23.038	170	
2	1:37.078	49.480	124	24.314	219	23.284	170		8	1:35.597	48.361	119	24.137	220	23.099	170	
3	1:35.674	48.314	124	24.215	219	23.145	171		9	1:35.400	48.408	123	24.030	220	22.962	171	
4	1:35.669	48.397	125	24.010	219	23.262	170		10	1:35.824	48.283	122	24.087	220	23.454	170	
5	1:36.472	48.410	121	24.305	219	23.757	169		11	1:53.133	49.420	117	27.725	196	35.988	36	
6	1:38.163	49.614	124	24.470	218	24.079	170										

89 Krabec, CZE / Pavlovec, CZE									theoretical besttime: 1:37.259								
1	2:39.069	1:45.806	119	27.350	188	25.913	165		7	1:39.712	49.733	120	25.271	208	24.708	165	
2	1:41.830	50.917	122	25.954	169	24.959	166		8	1:38.280	49.830	119	24.247	210	24.203	163	
3	1:38.587	50.037	120	24.429	212	24.121	166		9	1:48.002	49.338	121	24.411	211	34.253	42	
4	1:37.625	49.310	121	24.238	211	24.077	166		10	3:06.487	2:17.932	119	24.491	210	24.064	164	
5	1:37.428	49.188	120	24.407	210	23.833	165		11	1:37.754	49.349	120	24.338	211	24.067	163	
6	1:40.783	49.484	121	24.443	210	26.856	165										

94 von der Laden, DEU / Valente, CHE									theoretical besttime: 1:35.066								
1	3:52.956	2:58.966	114	26.123	205	27.867	175		6	2:40.982	1:50.050	113	26.204	184	24.728	175	
2	1:36.338	49.131	121	24.041	229	23.166	175		7	1:35.740	48.089	124	23.937	228	23.714	173	
3	1:35.635	48.517	117	23.915	228	23.203	173		8	1:35.470	48.471	124	23.879	228	23.120	173	
4	1:49.338	52.739	113	31.043	137	25.556	174		9	1:35.508	48.294	124	24.023	229	23.191	174	
5	1:48.612	48.672	123	23.857	229	36.083	49		10	1:44.378	48.435	122	23.904	228	32.039	48	

99 Owega, DEU / Owega, DEU									theoretical besttime: 1:34.745								
1	3:42.605	2:50.171	115	26.968	203	25.466	167		5	1:47.991	48.265	120	26.756	169	32.970	58	
2	1:42.317	50.537	117	27.350	167	24.430	170		6	6:21.470	5:32.331	117	25.365	216	23.774	170	
3	1:35.353	48.448	121	24.114	219	22.791	170		7	1:34.995	48.207	120	24.086	219	22.702	170	
4	1:34.865	47.958	120	24.085	219	22.822	170		8	1:43.359	52.268	105	25.774	219	25.317	165	