

ADAC GT4 Germany

Result List Qualifying 2

Provisional



Nürburgring, Length: 3629m

Air temperature: 18.73°C

Track temperature: 20.01°C

Weather condition: Dry

DMSB Reg. Nr.: DMSB 214/19

Friday, August 16, 2019 18:40:00

started : 24 classified : 24 not classified : 0

Nr.	Drivers	Team	Lap	Best Time	Gap	Diff	Kph	Day Time
Cl.	Car	Competitor						
1	36 M.Suabo(DEU)/M.Dienst(DEU) T Mercedes-AMG GT4	Schütz Motorsport(DEU) Schütz Motorsport	6	1:34.160			138.7	18:53:24
2	99 H.Owega(DEU)/J.Owega(DEU) J Mercedes-AMG GT4	GetSpeed Performance GetSpeed Performance	6	1:34.249	0.089	0.089	138.6	18:52:20
3	17 H.Hadegasser(DEU)/H.Still(DEU) T Porsche Cayman GT4	KÜS TEAM75 Bernhard(DEU) KÜS TEAM75 Bernhard	6	1:34.320	0.160	0.071	138.5	18:49:58
4	22 J.Kasperlik(DEU)/L.Kern(DEU) T Porsche Cayman GT4	Team Allied-Racing(DEU) Team Allied-Racing	4	1:34.328	0.168	0.008	138.4	18:46:51
5	11 O.Mayer(DEU)/J.Springob(DEU) J Mercedes-AMG GT4	Bremotion Bremotion	5	1:34.349	0.189	0.021	138.4	18:50:37
6	7 M.Zug(DEU)/G.Piana(ITA) J BMW M4 GT4	RN Vision STS(DEU) RN Vision STS	4	1:34.548	0.388	0.199	138.1	18:47:41
7	94 F.von der Laden(DEU)/A.Valente(CHE) McLaren 570s GT4	Team GT Team GT	7	1:34.695	0.535	0.147	137.9	18:53:09
8	59 F.Martin-Dye(GBR)/C.Jöns(DEU) McLaren 570s GT4	Dörr Motorsport Dörr Motorsport	8	1:34.708	0.548	0.013	137.9	18:57:24
9	77 L.Wankmüller(DEU)/T.Heinemann(DEU) J Mercedes-AMG GT4	HP Racing International(DEU) HP Racing International	7	1:34.882	0.722	0.174	137.6	18:53:19
10	15 F.Kovac(CRO)/T.Tekaat(DEU) T BMW M4 GT4	MRS Besagroup Racing MRS Besagroup Racing	5	1:34.945	0.785	0.063	137.5	18:48:36
11	23 L.Kraihamer(AUT)/R.Kofler(AUT) KTM X-Bow GT4	True Racing True Racing	5	1:34.968	0.808	0.023	137.5	18:52:48
12	3 M.Fischer(AUT)/C.Hürtgen(DEU) BMW M4 GT4	Hofor Racing by Bonk Motorsport Hofor Racing by Bonk Motorsport	5	1:34.985	0.825	0.017	137.5	18:49:18
13	48 L.Trefz(DEU)/M.Haber(AUS) J Mercedes-AMG GT4	Leipert Motorsport Leipert Motorsport	5	1:35.012	0.852	0.027	137.5	18:51:52
14	33 C.Fagg(GBR)/M.Benyahia(MAR) J McLaren 570s GT4	Team GT Team GT	7	1:35.036	0.876	0.024	137.4	18:53:06
15	24 M.Siljehaug(NOR)/E.Angermayr(AUT) J KTM X-Bow GT4	Felbermayr Reiter(DEU) Felbermayr Reiter	5	1:35.150	0.990	0.114	137.3	18:48:28
16	69 P.Dörr(DEU)/D.Trebing(USA) J McLaren 570s GT4	Dörr Motorsport Dörr Motorsport	4	1:35.209	1.049	0.059	137.2	18:48:20
17	6 M.Lungstrass(DEU)/M.Beckhusen(DEU) J Audi R8 LMS GT4	Racing One(DEU) Racing One	7	1:35.238	1.078	0.029	137.1	18:54:37
18	2 M.Schrey(DEU)/T.Jäger(AUT) BMW M4 GT4	Hofor Racing by Bonk Motorsport Hofor Racing by Bonk Motorsport	6	1:35.374	1.214	0.136	136.9	18:50:51
19	21 C.Schöll(AUT)/B.Mazatis(DEU) Porsche Cayman GT4	Team Allied-Racing(DEU) Team Allied-Racing	6	1:35.407	1.247	0.033	136.9	18:51:11
20	5 P.Stalidzane(DEU)/N.Rindlisbacher(CHE) J Audi R8 LMS GT4	Racing One(DEU) Racing One	4	1:35.440	1.280	0.033	136.8	18:46:43
21	4 H.Eichenberg(DEU)/T.Kratz(AUT) T BMW M4 GT4	Team AVIA Sorg Rennsport(DEU) Team AVIA Sorg Rennsport	5	1:36.004	1.844	0.564	136.0	18:48:52
22	66 F.Dziwok(POL)/S.Halek(AUT) T Porsche Cayman GT4	HP Racing International(DEU) HP Racing International	6	1:36.314	2.154	0.310	135.6	18:51:04
23	14 S.Grotstollen(DEU)/G.Braun(DEU) T BMW M4 GT4	MRS Besagroup Racing MRS Besagroup Racing	7	1:36.370	2.210	0.056	135.5	18:52:00
24	89 J.Krabec(CZE)/S.Pavlovec(CZE) T KTM X-Bow GT4	RTR projects(CZE) RTR projects	7	1:36.781	2.621	0.411	134.9	18:52:47

Subject to final scrutineering!

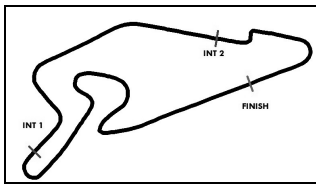
Publication time:	Clerk of the Course: Michael Bork	Timekeeper: Steffen Ruhl
-------------------	-----------------------------------	--------------------------

ver: 1.0

www.adac.de/motorsport

Page 1/ 1 printed: 16.8.2019 19:04





ADAC GT4 Germany

Class Result List Qualifying 2



Provisional

DMSB Reg. Nr.: DMSB 214/19

Friday, August 16, 2019 18:40:00

Nürburgring, Length: 3629m

Air temperature: 18.73°C

Track temperature: 20.01°C

Weather condition: Dry

started : 24 classified : 24 not classified : 0

Nr.	Drivers	Team	Lap	Best Time	Gap	Diff	Kph	Day Time
	Car	Competitor						

CLASS: Junior

Started: 10

Classified: 10

Not Classified: 0

1	99	H.Owega(DEU)/J.Owega(DEU) Mercedes-AMG GT4	GetSpeed Performance GetSpeed Performance	6	1:34.249			138.6	18:52:20
2	11	O.Mayer(DEU)/J.Springob(DEU) Mercedes-AMG GT4	Bremotion Bremotion	5	1:34.349	0.100	0.100	138.4	18:50:37
3	7	M.Zug(DEU)/G.Piana(ITA) BMW M4 GT4	RN Vision STS(DEU) RN Vision STS	4	1:34.548	0.299	0.199	138.1	18:47:41
4	77	L.Wankmüller(DEU)/T.Heinemann(DEU) Mercedes-AMG GT4	HP Racing International(DEU) HP Racing International	7	1:34.882	0.633	0.334	137.6	18:53:19
5	48	L.Trefz(DEU)/M.Haber(AUS) Mercedes-AMG GT4	Leipert Motorsport Leipert Motorsport	5	1:35.012	0.763	0.130	137.5	18:51:52
6	33	C.Fagg(GBR)/M.Benyahia(MAR) McLaren 570s GT4	Team GT Team GT	7	1:35.036	0.787	0.024	137.4	18:53:06
7	24	M.Siljehaug(NOR)/E.Angermayr(AUT) KTM X-Bow GT4	Felbermayr Reiter(DEU) Felbermayr Reiter	5	1:35.150	0.901	0.114	137.3	18:48:28
8	69	P.Dörr(DEU)/D.Trebing(USA) McLaren 570s GT4	Dörr Motorsport Dörr Motorsport	4	1:35.209	0.960	0.059	137.2	18:48:20
9	6	M.Lungstrass(DEU)/M.Beckhusen(DEU) Audi R8 LMS GT4	Racing One(DEU) Racing One	7	1:35.238	0.989	0.029	137.1	18:54:37
10	5	P.Stalidzane(DEU)/N.Rindlisbacher(CHE) Audi R8 LMS GT4	Racing One(DEU) Racing One	4	1:35.440	1.191	0.202	136.8	18:46:43

CLASS: Trophy

Started: 10

Classified: 10

Not Classified: 0

1	36	M.Suabo(DEU)/M.Dienst(DEU) Mercedes-AMG GT4	Schütz Motorsport(DEU) Schütz Motorsport	6	1:34.160			138.7	18:53:24
2	17	H.Hadergasser(DEU)/H.Still(DEU) Porsche Cayman GT4	KÜS TEAM75 Bernhard(DEU) KÜS TEAM75 Bernhard	6	1:34.320	0.160	0.160	138.5	18:49:58
3	22	J.Kasperlik(DEU)/L.Kern(DEU) Porsche Cayman GT4	Team Allied-Racing(DEU) Team Allied-Racing	4	1:34.328	0.168	0.008	138.4	18:46:51
4	11	O.Mayer(DEU)/J.Springob(DEU) Mercedes-AMG GT4	Bremotion Bremotion	5	1:34.349	0.189	0.021	138.4	18:50:37
5	15	F.Kovac(CRO)/T.Teka(DEU) BMW M4 GT4	MRS Besagroup Racing MRS Besagroup Racing	5	1:34.945	0.785	0.596	137.5	18:48:36
6	6	M.Lungstrass(DEU)/M.Beckhusen(DEU) Audi R8 LMS GT4	Racing One(DEU) Racing One	7	1:35.238	1.078	0.293	137.1	18:54:37
7	4	H.Eichenberg(DEU)/T.Kratz(AUT) BMW M4 GT4	Team AVIA Sorg Rennsport(DEU) Team AVIA Sorg Rennsport	5	1:36.004	1.844	0.766	136.0	18:48:52
8	66	F.Dziwok(POL)/S.Halek(AUT) Porsche Cayman GT4	HP Racing International(DEU) HP Racing International	6	1:36.314	2.154	0.310	135.6	18:51:04
9	14	S.Grotstollen(DEU)/G.Braun(DEU) BMW M4 GT4	MRS Besagroup Racing MRS Besagroup Racing	7	1:36.370	2.210	0.056	135.5	18:52:00
10	89	J.Krabec(CZE)/S.Pavlovec(CZE) KTM X-Bow GT4	RTR projects(CZE) RTR projects	7	1:36.781	2.621	0.411	134.9	18:52:47

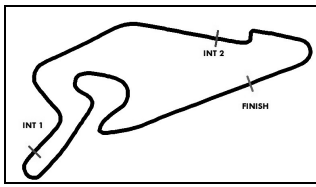
Subject to final scrutineering!

Publication time:	Clerk of the Course: Michael Bork	Timekeeper: Steffen Ruhl
-------------------	-----------------------------------	--------------------------

ver: 1.0

www.adac.de/motorsport

Page 1/ 1 printed: 16.8.2019 19:04



ADAC GT4 Germany

Sector List Qualifying 2

Provisional



Nürburgring, Length: 3629m

Air temperature: 18.73°C

Track temperature: 20.01°C

Weather condition: Dry

DMSB Reg. Nr.: DMSB 214/19

Friday, August 16, 2019 18:40:00

Lap	Time	SE1	SP1	SE2	SP2	SE3	SP3	TSP	Lap	Time	SE1	SP1	SE2	SP2	SE3	SP3	TSP
2 Schrey, DEU / Jäger, AUT									theoretical besttime: 1:35.277								
1	2:44.292	1:52.773	116	25.866	212	25.653	161		5	1:35.397	48.369	121	23.940	222	23.088	171	
2	1:41.654	53.390	118	24.672	219	23.592	171		6	1:35.374	48.307	122	23.882	222	23.185	171	
3	1:38.446	50.431	118	24.706	219	23.309	171		7	1:45.121	48.518	120	24.011	223	32.592	54	
4	1:35.722	48.407	123	24.132	221	23.183	171										

3 Fischer, AUT / Hürtgen, DEU									theoretical besttime: 1:34.821								
1	2:49.088	1:54.317	103	28.931	148	25.840	160		5	1:34.985	48.054	122	23.850	224	23.081	173	
2	1:43.378	52.493	118	25.484	172	25.401	173		6	1:45.970	48.979	113	26.144	184	30.847	47	
3	1:35.232	48.388	122	23.854	225	22.990	173		7	2:55.275	2:05.748	119	24.639	221	24.888	172	
4	1:34.993	48.071	121	23.777	225	23.145	173		8	1:44.078	48.727	121	24.050	220	31.301	48	

4 Eichenberg, DEU / Kratz, AUT									theoretical besttime: 1:35.725								
1	2:26.301	1:34.012	119	27.146	148	25.143	169		7	1:36.965	49.030	120	24.174	222	23.761	170	
2	1:37.893	49.869	120	24.384	219	23.640	170		8	1:53.116	51.471	105	27.900	173	33.745	51	
3	1:36.263	48.905	122	24.162	220	23.196	171		9	3:58.784	3:11.004	121	24.329	220	23.451	170	
4	1:36.036	48.780	120	24.017	221	23.239	170		10	1:37.023	49.254	121	24.224	220	23.545	171	
5	1:36.004	48.512	120	24.116	222	23.376	170		11	1:52.498	49.374	120	24.471	186	38.653	32	
6	1:42.037	49.133	110	27.204	191	25.700	171										

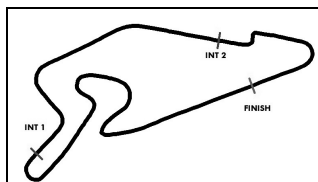
5 Stalidzane, DEU / Rindlisbacher, CHE									theoretical besttime: 1:35.275								
1	1:54.694	1:03.767	120	25.722	207	25.205	168		5	1:46.679	48.624	122	27.236	187	30.819	44	
2	1:36.946	49.399	121	24.316	217	23.231	169		6	8:47.912	7:59.305	120	24.563	217	24.044	168	
3	1:35.587	48.420	124	24.055	219	23.112	170		7	1:35.932	48.711	121	24.180	217	23.041	169	
4	1:35.440	48.195	123	24.052	218	23.193	170		8	1:35.736	48.467	123	24.241	217	23.028	170	

6 Lungstrass, DEU / Beckhusen, DEU									theoretical besttime: 1:35.238								
1	4:57.520	4:04.746	113	27.290	208	25.484	162		6	1:35.406	48.205	122	24.086	219	23.115	170	
2	1:39.997	51.532	122	24.779	216	23.686	170		7	1:35.238	48.170	122	24.019	219	23.049	171	
3	1:36.707	49.100	120	24.363	218	23.244	169		8	1:37.896	49.426	117	25.192	217	23.278	169	
4	1:36.253	48.461	122	24.140	218	23.652	170		9	1:44.339	48.299	120	24.399	216	31.641	59	
5	1:35.562	48.238	121	24.167	219	23.157	170										

7 Zug, DEU / Piana, ITA									theoretical besttime: 1:34.524								
1	2:46.569	1:51.984	113	28.461	135	26.124	165		6	1:34.616	48.010	121	23.797	222	22.809	170	
2	1:44.286	52.903	118	25.551	149	25.832	172		7	1:35.900	48.134	121	23.849	222	23.917	168	
3	1:35.572	48.270	120	24.127	221	23.175	171		8	1:55.216	53.230	98	29.442	152	32.544	145	
4	1:34.548	47.918	121	23.817	222	22.813	172		9	2:17.467	1:06.546	84	32.986	125	37.935	58	
5	1:44.410	53.166	117	27.438	193	23.806	173										

11 Mayer, DEU / Springob, DEU									theoretical besttime: 1:34.349								
1	4:17.521	3:23.278	108	28.935	185	25.308	165		5	1:34.349	47.807	125	23.802	220	22.740	170	
2	1:36.152	48.953	123	24.145	220	23.054	169		6	1:34.616	47.977	124	23.821	222	22.818	171	
3	1:34.751	48.102	122	23.871	219	22.778	170		7	1:54.679	52.095	112	27.915	142	34.669	58	
4	1:34.576	47.966	125	23.821	220	22.789	169										

14 Grotstollen, DEU / Braun, DEU									theoretical besttime: 1:36.021								
1	2:17.929	1:26.819	112	26.577	213	24.533	169		7	1:36.370	48.957	118	24.268	221	23.145	172	
2	1:37.801	49.993	121	24.375	220	23.433	170		8	1:38.200	50.229	121	24.580	221	23.391	172	
3	1:36.796	49.396	119	24.363	220	23.037	172		9	1:36.546	49.122	119	24.093	222	23.331	172	
4	1:37.004	49.505	123	24.229	222	23.270	171		10	1:36.965	49.302	112	24.482	221	23.181	173	
5	1:37.117	49.727	120	24.032	221	23.358	172		11	1:36.965	49.374	117	24.346	222	23.245	172	
6	1:36.498	49.001	121	24.027	222	23.470	172		12	1:37.313	49.499	118	24.311	220	23.503	171	



ADAC GT4 Germany

Sector List Qualifying 2

Provisional



Nürburgring, Length: 3629m

Air temperature: 18.73°C

Track temperature: 20.01°C

Weather condition: Dry

DMSB Reg. Nr.: DMSB 214/19

Friday, August 16, 2019 18:40:00

Lap	Time	SE1	SP1	SE2	SP2	SE3	SP3	TSP	Lap	Time	SE1	SP1	SE2	SP2	SE3	SP3	TSP
15	Kovac, CRO / Tekaat, DEU								theoretical besttime: 1:34.885								
1	2:13.512	1:23.014	111	25.580	217	24.918	170		7	1:42.654	48.653	123	24.313	219	29.688	58	
2	1:36.820	49.521	121	24.142	221	23.157	172		8	2:51.574	1:40.257	97	44.328	123	26.989	170	
3	1:35.590	48.828	122	23.857	223	22.905	173		9	1:36.650	49.000	121	24.380	218	23.270	172	
4	1:34.968	48.221	123	23.868	222	22.879	172		10	1:35.939	48.836	120	23.984	224	23.119	173	
5	1:34.945	48.246	122	23.822	223	22.877	172		11	1:35.872	48.725	123	24.048	221	23.099	171	
6	1:34.978	48.291	122	23.787	224	22.900	172		12	1:36.117	48.716	123	24.059	221	23.342	171	

17	Hadergasser, DEU / Still, DEU								theoretical besttime: 1:34.087								
1	1:51.817	1:00.141	107	27.505	188	24.171	170		5	1:34.458	47.525	118	23.905	220	23.028	169	
2	1:48.189	49.958	117	32.376	121	25.855	169		6	1:34.320	47.752	119	23.823	222	22.745	167	
3	1:34.814	48.146	122	23.817	221	22.851	169		7	1:45.690	50.849	112	25.082	219	29.759	51	
4	1:34.595	47.809	119	23.824	221	22.962	169										

21	Schöll, AUT / Mazatis, DEU								theoretical besttime: 1:35.171								
1	2:51.742	1:57.265	114	28.271	167	26.206	165		5	1:35.629	48.394	120	23.974	221	23.261	169	
2	1:56.617	56.201	97	30.112	186	30.304	167		6	1:35.407	48.347	120	24.047	221	23.013	169	
3	1:35.660	48.560	120	24.141	219	22.959	168		7	1:42.075	51.786	119	25.642	188	24.647	169	
4	1:35.980	48.238	119	24.278	219	23.464	166		8	1:45.651	49.053	117	25.047	218	31.551	46	

22	Kasperlik, DEU / Kern, DEU								theoretical besttime: 1:34.254								
1	1:57.721	1:01.803	115	27.524	200	28.394	163		5	1:34.560	47.810	121	23.787	223	22.963	170	
2	1:43.868	52.815	118	26.941	208	24.112	170		6	1:45.630	50.461	113	26.265	210	28.904	57	
3	1:34.801	48.144	123	23.915	222	22.742	170		7	5:50.020	5:00.705	112	26.130	208	23.185	172	
4	1:34.328	47.781	120	23.731	223	22.816	171		8	1:42.128	47.808	122	23.942	223	30.378	57	

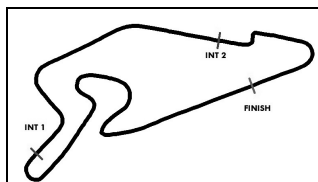
23	Kraihamer, AUT / Kofler, AUT								theoretical besttime: 1:34.968								
1	6:22.988	5:27.908	110	29.939	186	25.141	164		6	1:46.412	55.282	114	27.588	200	23.542	166	
2	1:39.943	51.491	119	25.431	210	23.021	166		7	1:35.371	48.205	120	24.098	211	23.068	165	
3	1:35.235	48.115	121	24.150	211	22.970	165		8	1:47.109	56.749	120	26.433	206	23.927	165	
4	1:35.160	48.151	120	24.060	212	22.949	165		9	1:41.646	53.577	112	24.523	211	23.546	165	
5	1:34.968	48.061	120	23.981	213	22.926	165		10	1:35.840	48.113	120	24.100	211	23.627	166	

24	Siljehaug, NOR / Angermayr, AUT								theoretical besttime: 1:35.143								
1	2:05.856	1:11.975	92	28.558	189	25.323	166		7	1:37.115	48.954	119	24.528	213	23.633	166	
2	1:36.334	48.784	123	24.217	213	23.333	166		8	1:35.670	48.308	121	24.115	213	23.247	167	
3	1:35.521	48.260	120	24.223	214	23.038	166		9	1:38.306	49.146	118	24.993	205	24.167	165	
4	1:35.553	48.272	120	24.165	213	23.116	166		10	1:39.102	50.041	117	25.359	202	23.702	167	
5	1:35.150	48.191	119	24.077	213	22.882	166		11	1:52.606	49.139	119	24.953	209	38.514	35	
6	1:35.301	48.324	121	24.070	213	22.907	166										

33	Fagg, GBR / Benyahia, MAR								theoretical besttime: 1:34.998								
1	3:17.597	2:29.749	117	24.457	223	23.391	172		5	1:51.619	56.433	117	31.652	191	23.534	171	
2	1:35.520	48.576	120	23.948	224	22.996	173		6	1:35.552	48.308	120	24.108	224	23.136	171	
3	1:35.179	48.224	120	23.877	225	23.078	173		7	1:35.036	48.168	121	23.915	226	22.953	173	
4	1:35.379	48.239	121	23.922	225	23.218	174		8	1:41.780	48.264	122	24.014	224	29.502	55	

36	Suabo, DEU / Dienst, DEU								theoretical besttime: 1:34.101								
1	3:07.594	2:07.935	111	28.936	172	30.723	58		5	1:34.322	47.932	123	23.779	222	22.611	172	
2	3:57.667	3:04.504	92	29.640	194	23.523	169		6	1:34.160	47.711	123	23.792	221	22.657	172	
3	1:35.265	48.460	124	23.975	220	22.830	171		7	1:41.569	47.800	124	23.784	222	29.985	58	
4	1:34.716	48.119	123	23.920	221	22.677	171		8	2:59.215	2:00.377	109	26.552	188	32.286	47	

48	Trefz, DEU / Haber, AUS								theoretical besttime: 1:34.841								
1	5:27.703	4:28.015	90	31.519	192	28.169	168		6	1:35.091	48.065	121	23.886	219	23.140	169	
2	1:39.040	51.243	120	24.381	219	23.416	168		7	1:37.834	50.012	121	24.324	216	23.498	170	
3	1:35.310	48.278	121	23.818	221	23.214	170		8	1:35.307	48.316	121	23.936	218	23.055	170	
4	1:35.049	48.124	121	23.766	221	23.159	170		9	1:35.408	48.186	121	23.903	220	23.319	170	



ADAC GT4 Germany

Sector List Qualifying 2

Provisional



Nürburgring, Length: 3629m

Air temperature: 18.73°C

Track temperature: 20.01°C

Weather condition: Dry

DMSB Reg. Nr.: DMSB 214/19

Friday, August 16, 2019 18:40:00

Lap	Time	SE1	SP1	SE2	SP2	SE3	SP3	TSP	Lap	Time	SE1	SP1	SE2	SP2	SE3	SP3	TSP
5	1:35.012	48.137	123	23.721	220	23.154	170		10	1:56.244	51.477	114	27.061	182	37.706	38	

59 Martin-Dye, GBR / Jöns, DEU

theoretical besttime: 1:34.590

1	5:47.910	4:58.361	113	25.058	218	24.491	171		6	1:54.040	54.971	90	30.481	151	28.588	146	
2	1:35.446	48.606	120	23.924	221	22.916	168		7	1:47.060	57.930	99	25.560	219	23.570	174	
3	1:35.130	48.100	118	24.113	220	22.917	170		8	1:34.708	48.028	121	23.742	228	22.938	173	
4	1:35.011	48.246	119	23.945	223	22.820	170		9	1:55.561	48.074	118	30.857	108	36.630	174	
5	1:35.091	48.116	120	24.019	221	22.956	170		10	2:08.121	48.366	119	32.021	106	47.734	34	

66 Dziwok, POL / Halek, AUT

theoretical besttime: 1:36.100

1	2:56.053	2:00.942	110	28.482	189	26.629	164		7	1:36.465	48.638	120	24.323	219	23.504	166	
2	1:40.557	51.839	115	25.152	217	23.566	163		8	1:36.546	48.878	119	24.367	218	23.301	167	
3	1:37.320	49.445	117	24.372	219	23.503	168		9	1:36.520	48.878	119	24.261	219	23.381	166	
4	1:36.826	49.069	118	24.380	218	23.377	167		10	1:36.528	48.819		24.396	219	23.313	167	
5	1:36.985	49.138	116	24.646	218	23.201	167		11	1:36.793	48.839	119	24.470	218	23.484	166	
6	1:36.314	48.761	117	24.280	218	23.273	166		12	1:36.915	48.806	119	24.514	217	23.595	165	

69 Dörr, DEU / Trebing, USA

theoretical besttime: 1:35.098

1	3:29.180	2:35.129	110	27.586	132	26.465	169		6	1:36.007	48.490	117	24.071	223	23.446	173	
2	1:39.792	50.016	119	25.298	177	24.478	171		7	1:48.658	51.484	116	26.236	190	30.938	49	
3	1:35.784	48.441	120	24.030	224	23.313	171		8	3:37.309	2:48.326	118	24.824	215	24.159	172	
4	1:35.209	48.064	120	23.955	223	23.190	172		9	1:35.966	48.694	118	24.082	223	23.190	171	
5	1:35.683	48.531	120	24.073	223	23.079	172		10	1:35.666	48.353	120	24.189	223	23.124	172	

77 Wankmüller, DEU / Heinemann, DEU

theoretical besttime: 1:34.787

1	3:48.181	2:53.368	120	28.990	145	25.823	169		7	1:34.882	48.160	123	23.948	220	22.774	170	
2	1:36.157	49.133	122	24.063	220	22.961	170		8	1:39.935	48.251	123	24.685	173	26.999	171	
3	1:35.248	48.231	123	23.990	220	23.027	169		9	1:38.200	48.138	123	24.042	221	26.020	171	
4	1:34.922	48.132	123	23.895	220	22.895	170		10	1:36.918	49.507	120	24.149	220	23.262	170	
5	1:35.116	48.127	123	24.005	220	22.984	170		11	1:42.665	49.547	120	24.383	219	28.735	59	
6	1:34.914	48.123	123	24.022	220	22.769	171										

89 Krabec, CZE / Pavlovic, CZE

theoretical besttime: 1:36.714

1	2:54.940	1:55.174	100	31.736	181	28.030	165		6	1:37.491	49.720	117	24.526	212	23.245	166	
2	1:44.828	54.050	119	25.217	213	25.561	165		7	1:36.781	49.210	120	24.296	213	23.275	165	
3	1:38.138	49.834	118	24.683	213	23.621	165		8	1:46.780	49.364	118	24.697	212	32.719	45	
4	1:37.261	49.336	120	24.521	212	23.404	165		9	7:09.354	6:11.163	117	24.690	210	33.501	41	
5	1:37.208	49.445	118	24.555	212	23.208	165										

94 von der Laden, DEU / Valente, CHE

theoretical besttime: 1:34.515

1	3:21.690	2:33.368	122	24.828	224	23.494	172		6	1:34.774	48.130	125	23.838	229	22.806	174	
2	1:36.197	48.637	123	24.380	224	23.180	174		7	1:34.695	47.871	123	23.963	227	22.861	174	
3	1:34.968	48.043	122	24.009	226	22.916	175		8	1:40.636	48.245	119	28.521	191	23.870	175	
4	1:34.862	48.025	123	23.910	227	22.927	174		9	1:35.195	48.104	124	24.007	228	23.084	174	
5	1:51.881	48.192	126	34.243	192	29.446	175		10	1:44.623	48.994	121	24.492	226	31.137	47	

99 Owega, DEU / Owega, DEU

theoretical besttime: 1:34.172

1	4:18.752	3:26.749	107	28.163	176	23.840	169		6	1:34.249	47.816	122	23.706	220	22.727	170	
2	1:42.685	51.156	119	25.795	206	25.734	170		7	1:40.277	47.896	122	23.942	219	28.439	56	
3	1:35.043	48.042	122	24.061	218	22.940	170		8	3:33.570	2:46.009	118	24.236	219	23.325	170	
4	1:34.496	47.832	122	23.775	220	22.889	170		9	1:35.736	48.558	121	24.049	219	23.129	170	
5	1:34.525	47.739	122	23.851	219	22.935	170		10	1:35.361	48.096	121	24.190	218	23.075	170	