

# ADAC GT Masters

## Result List Free Practice Trophy



Provisional

**DMSB** Reg. Nr.: DMSB 215/19

Friday, August 16, 2019 11:45:00

Nürburgring, Length: 3629m

Air temperature: 18.4°C

Track temperature: 29.03°C

Weather condition: Dry

started : 17      classified : 17      not classified : 0

	Drivers	Team	Car	Lap	Best Time	Gap	Diff	Kph	Day Time
1	8 <b>D.Marschall(DEU)(J)</b> /C.Schreiner(DEU)(J)	HCB-Rutronik-Racing	Audi R8 LMS GT3	18	<b>1:28.430</b>			147.7	12:16:00
2	25 <b>J.Schmidt(CHE)(J)</b> /C.Haase(DEU)	BWT Mücke Motorsport(DEU)	Audi R8 LMS GT3	6	<b>1:28.551</b>	0.121	0.121	147.5	12:05:47
3	19 <b>M.Beretta(ITA)(J)</b> /M.Mapelli(ITA)	ORANGE1 by GRT Grasser(AUT)	LamborghiniHuracanGT3E	13	<b>1:28.687</b>	0.257	0.136	147.3	12:10:46
4	28 <b>R.Feller(CHE)(J)</b> /D.Vanhoor(BEL)	MontaplastbyLand-Motorsport(DEU)	Audi R8 LMS GT3	7	<b>1:28.690</b>	0.260	0.003	147.3	12:03:56
5	12 F.Spengler(DEU)/ <b>M.Drudi(ITA)(J)</b>	EFP Car Collection by TECE	Audi R8 LMS GT3	5	<b>1:28.701</b>	0.271	0.011	147.2	11:59:07
6	24 <b>M.Ortmann(DEU)(J)</b> /M.Winkelhock(DEU)	BWT Mücke Motorsport(DEU)	Audi R8 LMS GT3	7	<b>1:28.736</b>	0.306	0.035	147.2	12:07:56
7	14 <b>N.Sylvest(DNK)(J)</b> /J.Klingmann(DEU)	MRS GT-Racing(DEU)	BMW M6 GT3	5	<b>1:28.801</b>	0.371	0.065	147.1	12:01:36
8	82 <b>R.Ineichen(CHE)(T)</b> /F.Perera(FRA)	ORANGE1 by GRT Grasser(AUT)	LamborghiniHuracanGT3E	5	<b>1:28.865</b>	0.435	0.064	147.0	12:04:54
9	71 <b>W.Tregurtha(GBR)(J)</b> /M.Paul(DEU)(J)	T3 Motorsport	Audi R8 LMS GT3	8	<b>1:29.194</b>	0.764	0.329	146.4	11:59:21
10	26 <b>N.Rogivue(CHE)(J)</b> /F.Vervisch(BEL)	BWT Mücke Motorsport(DEU)	Audi R8 LMS GT3	12	<b>1:29.228</b>	0.798	0.034	146.4	12:11:47
11	29 <b>M.Hofer(AUT)(J)</b> /C.Mies(DEU)	MontaplastbyLand-Motorsport(DEU)	Audi R8 LMS GT3	5	<b>1:29.296</b>	0.866	0.068	146.3	12:01:23
12	13 D.Jahn(DEU)/ <b>S.Barth(DEU)(T)</b>	RWT Racing(AUT)	Corvette C7 GT3-R	6	<b>1:29.756</b>	1.326	0.460	145.5	12:01:33
13	20 <b>M.Wishofer(AUT)(J)</b> /K.Snoeks(NLD)	TeamZAKSPEEDBKKMobilOilRacing	Mercedes-AMG GT3	4	<b>1:29.785</b>	1.355	0.029	145.5	11:56:39
14	4 <b>S.Tribaudini(FRA)(T)</b> /A.Hoti(DEU)(J)	Aust Motorsport(DEU)	Audi R8 LMS GT3	6	<b>1:29.973</b>	1.543	0.188	145.2	12:02:12
15	3 <b>R.Lips(CHE)(T)</b> /M.Hackländer(DEU)	Aust Motorsport(DEU)	Audi R8 LMS GT3	7	<b>1:30.305</b>	1.875	0.332	144.6	12:00:18
16	30 <b>K.Abbelen(DEU)(T)</b> /M.Campbell(AUS)	Frikadelli Racing(DEU)	Porsche 911 GT3 R	11	<b>1:30.397</b>	1.967	0.092	144.5	12:10:01
17	36 <b>M.Dienst(DEU)(J)</b> /A.Read(AUS)(J)	Schütz Motorsport(DEU)	Mercedes-AMG GT3	3	<b>1:30.728</b>	2.298	0.331	143.9	12:15:28

Subject to final scrutineering!

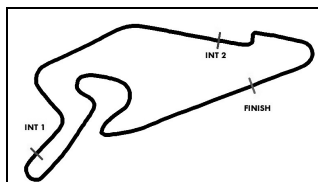
Publication time:	Clerk of the Course: Michael Bork	Timekeeper: Steffen Ruhl
-------------------	-----------------------------------	--------------------------

ver: 1.0

[www.adac.de/motorsport](http://www.adac.de/motorsport)

Page 1/ 1 printed: 16.8.2019 12:18





# ADAC GT Masters

## Sector List Free Practice Trophy



Provisional

DMSB Reg. Nr.: DMSB 215/19

Friday, August 16, 2019 11:45:00

Nürburgring, Length: 3629m

Air temperature: 18.4°C

Track temperature: 29.03°C

Weather condition: Dry

Lap	Time	SE1	SP1	SE2	SP2	SE3	SP3	TSP	Lap	Time	SE1	SP1	SE2	SP2	SE3	SP3	TSP
<b>3 Lips, CHE / Hackländer, DEU</b>									<b>theoretical besttime: 1:30.038</b>								
1	6:06.639	5:15.920	115	26.148	213	24.571	177	213	9	1:30.332	45.903	129	22.584	238	<b>21.845</b>	<b>184</b>	238
2	1:36.240	49.631	130	23.731	235	22.878	184	235	10	1:30.486	45.843	129	22.688	239	21.955	184	<b>239</b>
3	1:32.347	46.783	132	23.265	236	22.299	184	236	11	1:38.211	47.118	132	23.209	237	27.884	54	237
4	1:30.980	46.082	129	22.867	237	22.031	184	237	12	2:55.441	2:10.084	128	23.168	238	22.189	186	238
5	1:30.712	45.831	133	22.781	238	22.100	184	238	13	1:30.550	<b>45.661</b>	<b>133</b>	22.941	237	21.948	185	237
6	1:30.339	45.698	133	22.712	238	21.929	185	238	14	1:31.393	45.715	134	23.647	238	22.031	185	238
7	<b>1:30.305</b>	45.807	133	<b>22.532</b>	238	21.966	186	238	15	1:30.932	46.119	132	22.839	237	21.974	185	237
8	1:30.445	45.804	129	22.787	237	21.854	<b>186</b>	237	16	1:30.985	45.836	133	23.161	232	21.988	186	232

<b>4 Tribaudini, FRA / Hoti, DEU</b>									<b>theoretical besttime: 1:29.937</b>								
1	9:35.610	8:47.327	121	24.821	231	23.462	182	231	8	3:22.132	2:37.187	131	22.744	235	22.201	184	235
2	1:34.204	47.491	130	23.180	235	23.533	184	235	9	1:31.984	46.248	130	22.881	233	22.855	183	233
3	1:31.105	46.119	127	22.817	235	22.169	185	235	10	1:31.417	46.380	129	22.776	235	22.261	184	235
4	1:30.592	45.914	131	22.837	235	21.841	184	235	11	1:30.730	46.103	132	22.685	236	21.942	184	236
5	1:30.376	45.864	130	22.765	234	<b>21.747</b>	185	234	12	1:30.943	46.307	131	22.708	236	21.928	185	236
6	<b>1:29.973</b>	<b>45.724</b>	130	<b>22.466</b>	<b>237</b>	21.783	<b>185</b>	<b>237</b>	13	1:30.988	46.190	131	22.596	237	22.202	184	237
7	1:37.116	45.803	126	23.146	187	28.167	56	187	14	1:39.221	48.715	131	22.691	236	27.815	57	236

<b>8 Marschall, DEU / Schreiner, DEU</b>									<b>theoretical besttime: 1:28.217</b>								
1	4:16.225	3:23.658	113	27.123	210	25.444	170	210	10	1:35.398	45.842	133	22.621	238	26.935	57	238
2	1:39.253	51.176	124	24.820	224	23.257	184	224	11	2:36.050	1:51.782	132	22.520	237	21.748	187	237
3	1:31.015	46.149	132	22.772	238	22.094	184	238	12	1:29.340	45.460	133	22.434	238	21.446	186	238
4	1:30.043	45.760	132	22.624	238	21.659	186	238	13	1:28.615	45.056	133	22.235	240	21.324	187	240
5	1:29.701	45.629	132	22.438	240	21.634	185	240	14	1:28.538	45.146	134	22.168	240	21.224	187	240
6	1:29.309	45.460	133	22.325	240	21.524	186	240	15	1:28.606	44.992	134	22.116	240	21.498	187	240
7	1:32.412	48.042	133	22.765	238	21.605	186	238	16	1:28.532	45.008	133	22.118	241	21.406	186	<b>241</b>
8	1:30.028	45.825	132	22.513	238	21.690	185	238	17	1:28.504	45.134	133	22.162	240	<b>21.208</b>	<b>186</b>	240
9	1:29.666	45.559	132	22.453	240	21.654	186	240	18	<b>1:28.430</b>	<b>44.932</b>	<b>133</b>	<b>22.077</b>	<b>240</b>	21.421	186	240

<b>12 Spengler, DEU / Drudi, ITA</b>									<b>theoretical besttime: 1:28.657</b>								
1	8:05.892	7:16.538	124	24.951	204	24.403	172	204	8	4:40.974	3:57.072	132	22.329	235	21.573	185	235
2	1:33.554	48.267	131	22.853	236	22.434	185	236	9	1:29.388	45.493	133	22.306	236	21.589	186	236
3	1:29.268	45.383	130	22.384	237	21.501	184	237	10	1:28.713	45.087	133	22.222	238	<b>21.404</b>	<b>185</b>	238
4	1:28.850	45.253	134	<b>22.188</b>	237	21.409	186	237	11	1:30.310	45.307	131	22.293	238	22.710	185	<b>238</b>
5	<b>1:28.701</b>	<b>45.065</b>	134	22.213	236	21.423	185	236	12	1:33.386	45.273	133	22.438	236	25.675	57	236
6	1:29.301	45.384	<b>135</b>	22.224	235	21.693	185	235	13	2:38.418	1:49.946	133	22.469	238	26.003	58	238
7	1:35.386	45.789	132	22.434	237	27.163	58	237									

<b>13 Jahn, DEU / Barth, DEU</b>									<b>theoretical besttime: 1:29.555</b>								
1	6:41.143	5:54.207	129	24.475	223	22.461	191	223	7	1:34.581	45.626	133	22.378	238	26.577	57	238
2	1:30.493	45.966	<b>134</b>	22.500	237	22.027	189	237	8	2:21.280	1:35.205	125	23.097	236	22.978	190	236
3	1:30.024	45.761	133	22.392	238	21.871	188	238	9	1:29.957	45.685	133	22.442	238	21.830	192	238
4	1:36.076	45.949	133	<b>22.261</b>	<b>239</b>	27.866	58	<b>239</b>	10	1:30.994	45.908	133	22.540	223	22.546	188	223
5	3:45.113	3:00.655	133	22.465	236	21.993	188	236	11	1:34.553	<b>45.576</b>	<b>133</b>	22.388	238	26.589	57	238
6	<b>1:29.756</b>	45.674	133	22.364	238	<b>21.718</b>	190	238									

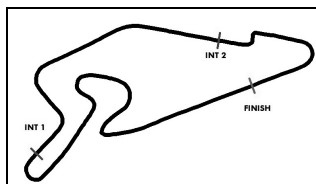
<b>14 Sylvest, DNK / Klingmann, DEU</b>									<b>theoretical besttime: 1:28.665</b>								
1	3:00.625	2:01.286	118	29.127	164	30.212	55	164	6	1:28.898	45.250	134	22.110	242	21.538	190	242
2	9:06.549	8:18.037	87	25.940	212	22.572	187	212	7	1:28.861	45.157	134	22.123	243	21.581	190	<b>243</b>
3	1:30.378	46.278	132	22.340	241	21.760	189	241	8	1:28.846	<b>45.135</b>	<b>133</b>	<b>22.095</b>	<b>243</b>	21.616	190	243
4	1:29.789	45.469	133	22.338	242	21.982	189	242	9	1:33.683	45.392	132	22.114	242	26.177	59	242
5	<b>1:28.801</b>	45.270	133	22.096	243	<b>21.435</b>	190	243									

<b>19 Beretta, ITA / Mapelli, ITA</b>									<b>theoretical besttime: 1:28.660</b>								
1	5:02.514	4:12.634	126	26.321	192	23.559	179	192	8	1:31.105	45.257	133	22.356	236	23.492	174	236
2	1:32.147	47.624	130	22.773	233	21.750	184	233	9	1:37.275	49.273	110	26.300	220	21.702	185	220
3	1:41.701	47.673	124	22.941	236	31.087	184	236	10	1:29.242	45.354	132	22.435	236	21.453	184	236
4	1:28.959	<b>45.110</b>	133	22.380	236	21.469	184	236	11	1:34.742	45.149	134	<b>22.195</b>	<b>237</b>	27.398	58	<b>237</b>
5	1:30.997	46.256	126	23.143	236	21.598	185	236	12	3:50.584	3:06.264	132	22.675	236	21.645	185	236

ver: 1.0

www.adac.de/motorsport

Page 1/3 printed: 16.8.2019 12:18



# ADAC GT Masters

## Sector List Free Practice Trophy



Provisional

Nürburgring, Length: 3629m

Air temperature: 18.4°C

Track temperature: 29.03°C

Weather condition: Dry

**DMSB** Reg. Nr.: DMSB 215/19

Friday, August 16, 2019 11:45:00

Lap	Time	SE1	SP1	SE2	SP2	SE3	SP3	TSP	Lap	Time	SE1	SP1	SE2	SP2	SE3	SP3	TSP
6	1:29.160	45.362	133	22.301	237	21.497	185	237	13	<b>1:28.687</b>	45.130	133	22.202	237	<b>21.355</b>	<b>185</b>	237
7	1:29.026	45.260	132	22.251	237	21.515	184	237	14	1:34.537	45.373	132	23.064	236	26.100	58	236

### 20 Wishofer, AUT / Snoeks, NLD

theoretical besttime: **1:29.538**

1	7:07.842	6:22.298	125	23.681	232	21.863	186	232	6	5:26.972	4:43.086	130	22.354	234	21.532	186	234
2	1:30.954	46.930	133	22.502	234	21.522	186	234	7	1:30.297	<b>45.734</b>	<b>132</b>	22.382	238	22.181	188	238
3	1:30.002	46.138	132	22.344	238	<b>21.520</b>	187	238	8	1:35.114	46.386	132	22.446	238	26.282	56	238
4	<b>1:29.785</b>	45.827	131	22.418	<b>238</b>	21.540	187	<b>238</b>	9	6:58.315	6:13.909	134	22.673	237	21.733	185	237
5	1:34.937	45.739	133	<b>22.284</b>	238	26.914	57	238	10	1:30.101	45.931	132	22.344	238	21.826	186	238

### 24 Ortman, DEU / Winkelhock, DEU

theoretical besttime: **1:28.669**

1	8:28.318	7:22.828	89	31.509	167	33.981	56	167	6	1:28.969	45.221	131	22.279	236	21.469	185	236
2	6:46.424	6:01.160	127	23.309	231	21.955	183	231	7	<b>1:28.736</b>	45.101	131	<b>22.225</b>	<b>237</b>	<b>21.410</b>	<b>185</b>	<b>237</b>
3	1:29.588	45.494	<b>131</b>	22.401	236	21.693	184	236	8	1:34.248	<b>45.034</b>	<b>131</b>	22.306	237	26.908	57	237
4	1:28.988	45.071	131	22.383	236	21.534	183	236	9	2:39.038	1:49.464	130	23.012	235	26.562	57	235
5	1:44.412	45.915	116	32.868	97	25.629	184	97	10	2:40.065	1:50.822	129	22.819	234	26.424	57	234

### 25 Schmidt, CHE / Haase, DEU

theoretical besttime: **1:28.473**

1	13:14.846	12:26.595	121	24.762	231	23.489	180	231	6	<b>1:28.551</b>	<b>45.050</b>	<b>133</b>	22.262	238	<b>21.239</b>	<b>185</b>	238
2	1:33.939	48.893	133	22.867	233	22.179	183	233	7	1:28.983	45.265	134	22.212	238	21.506	187	<b>238</b>
3	1:30.746	46.227	131	22.607	232	21.912	186	232	8	1:36.110	45.287	134	22.945	233	27.878	57	233
4	1:29.020	45.354	134	22.313	238	21.353	185	238	9								
5	1:29.256	45.180	<b>136</b>	<b>22.184</b>	238	21.892	185	238									

### 26 Rogivue, CHE / Vervisch, BEL

theoretical besttime: **1:28.911**

1	4:16.753	3:28.136	120	25.091	227	23.526	181	227	9	1:36.253	47.666	73	26.848	235	21.739	185	235
2	1:33.373	47.623	133	23.395	217	22.355	184	217	10	1:29.440	45.515	133	22.344	236	21.581	186	236
3	1:29.892	45.784	131	22.415	237	21.693	184	237	11	1:29.526	45.572	133	22.306	237	21.648	185	237
4	1:29.823	45.545	133	22.361	236	21.917	185	236	12	<b>1:29.228</b>	45.346	133	<b>22.151</b>	<b>238</b>	21.731	185	<b>238</b>
5	1:29.412	45.429	132	22.416	237	21.567	185	237	13	1:32.821	<b>45.200</b>	<b>133</b>	22.654	220	24.967	185	220
6	1:35.537	45.668	132	22.268	238	27.601	56	238	14	1:29.732	45.384	129	22.346	237	22.002	184	237
7	7:15.724	6:27.108	120	25.294	212	23.322	180	212	15	1:29.237	45.437	135	22.240	238	<b>21.560</b>	<b>184</b>	238
8	1:32.161	47.191	131	22.964	236	22.006	184	236									

### 28 Feller, CHE / Vanthoor, BEL

theoretical besttime: **1:28.664**

1	9:42.145	8:50.388	109	26.357	170	25.400	156	170	8	1:33.633	45.393	133	22.484	237	25.756	58	237
2	1:42.240	55.394	112	24.934	230	21.912	184	230	9	3:09.127	2:21.152	132	22.373	237	25.602	58	237
3	1:29.309	45.376	132	22.474	237	21.459	<b>185</b>	237	10	2:33.158	1:49.307	132	<b>22.236</b>	<b>238</b>	21.615	185	<b>238</b>
4	1:28.811	45.129	134	22.286	237	21.396	185	237	11	1:28.964	45.158	136	22.239	238	21.567	185	238
5	1:35.611	45.084	135	28.029	185	22.498	185	185	12	1:29.519	45.490	134	22.263	237	21.766	185	237
6	1:28.738	45.073	133	22.255	237	21.410	185	237	13	1:32.799	45.341	135	22.276	237	25.182	58	237
7	<b>1:28.690</b>	<b>45.042</b>	130	22.262	236	<b>21.386</b>	185	236									

### 29 Hofer, AUT / Mies, DEU

theoretical besttime: **1:29.098**

1	10:23.064	9:34.028	121	25.866	147	23.170	183	147	6	1:33.279	45.348	134	22.392	238	25.539	57	238
2	1:31.302	46.603	129	22.675	235	22.024	185	235	7	4:41.418	3:56.713	131	23.007	235	21.698	185	235
3	1:29.758	45.682	133	22.559	236	<b>21.517</b>	<b>186</b>	236	8	1:29.674	45.605	133	22.529	238	21.540	185	238
4	1:29.354	45.435	132	22.365	<b>238</b>	21.554	186	<b>238</b>	9	1:29.698	45.472	133	22.422	238	21.804	186	238
5	<b>1:29.296</b>	<b>45.281</b>	133	22.420	238	21.595	186	238	10	1:33.294	45.453	131	<b>22.300</b>	<b>238</b>	25.541	58	238

### 30 Abbelen, DEU / Campbell, AUS

theoretical besttime: **1:30.334**

1	7:27.994	6:37.116	120	25.660	210	25.218	182	210	9	3:43.577	2:58.613	130	22.609	236	22.355	187	236
2	1:33.506	48.199	132	23.083	235	22.224	186	235	10	1:32.878	48.141	130	22.742	237	21.995	185	237
3	1:31.555	46.544	130	22.801	235	22.210	184	235	11	<b>1:30.397</b>	46.063	130	<b>22.506</b>	<b>237</b>	<b>21.828</b>	<b>186</b>	<b>237</b>
4	1:31.709	46.431	129	23.103	236	22.175	186	236	12	1:30.656	<b>46.000</b>	<b>130</b>	22.566	237	22.090	184	237
5	1:31.266	46.336	129	22.896	237	22.034	184	237	13	1:33.276	46.594	131	22.627	237	24.055	187	237
6	1:32.026	46.431	128	22.850	237	22.745	183	237	14	1:31.063	46.125	130	22.667	237	22.271	186	237
7	1:30.953	46.058	128	22.831	235	22.064	185	235	15	1:31.028	46.347	136	22.634	237	22.047	185	237
8	1:34.929	46.145	129	22.752	235	26.032	57	235									

ver: 1.0

[www.adac.de/motorsport](http://www.adac.de/motorsport)

Page 2/3 printed: 16.8.2019 12:18

ADAC Vorteilsweit

Audi Sport

motorsport

CAMP DAVID

DEKRA

eltra

Herrenausstatter.de

KÄRCHER

kfzteil24

KÜHNE+NAGEL

PIRELLI

postcon

R&R RACING

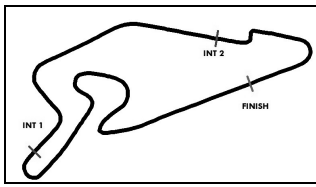
RAVENOL

SPORT Bild

ELMER BUSCHER

DMSB

2019 INTERNATIONAL SERIES



# ADAC GT Masters

## Sector List Free Practice Trophy



Provisional

**DMSB** Reg. Nr.: DMSB 215/19

Friday, August 16, 2019 11:45:00

Nürburgring, Length: 3629m

Air temperature: 18.4°C

Track temperature: 29.03°C

Weather condition: Dry

Lap	Time	SE1	SP1	SE2	SP2	SE3	SP3	TSP	Lap	Time	SE1	SP1	SE2	SP2	SE3	SP3	TSP
<b>36</b> Dienst, DEU / Read, AUS									<b>theoretical besttime: 1:30.583</b>								
1	27:25.997	26:37.495	123	25.868	223	22.634	185	223	3	<b>1:30.728</b>	<b>46.216</b>	<b>134</b>	22.673	237	<b>21.839</b>	<b>187</b>	237
2	1:30.748	46.378	133	<b>22.528</b>	<b>237</b>	21.842	186	<b>237</b>									

<b>71</b> Tregurtha, GBR / Paul, DEU									<b>theoretical besttime: 1:29.032</b>								
1	3:45.613	2:54.356	119	26.939	194	24.318	177	194	10	2:35.341	1:50.906	128	22.651	236	21.784	185	236
2	1:32.818	48.039	131	22.908	235	21.871	185	235	11	1:29.648	45.680	128	22.339	239	21.629	186	239
3	1:30.197	45.913	133	22.654	235	21.630	184	235	12	1:29.829	45.780	128	22.445	238	21.604	185	238
4	1:29.701	45.683	133	22.342	238	21.676	185	238	13	1:29.626	45.674	128	22.294	238	21.658	185	238
5	1:29.376	45.457	133	22.386	238	21.533	185	238	14	1:29.501	<b>45.222</b>	<b>130</b>	22.630	236	21.649	185	236
6	1:29.260	45.325	133	22.302	<b>239</b>	21.633	185	<b>239</b>	15	1:29.730	45.487	131	22.588	237	21.655	186	237
7	1:34.194	48.879	103	23.575	237	21.740	185	237	16	1:29.554	45.506	131	22.435	238	21.613	186	238
8	<b>1:29.194</b>	45.384	<b>133</b>	<b>22.283</b>	237	<b>21.527</b>	186	237	17	1:29.992	45.441	130	22.642	237	21.909	184	237
9	1:35.600	45.466	133	22.491	236	27.643	58	236	18	1:29.841	45.522	130	22.437	238	21.882	184	238

<b>82</b> Ineichen, CHE / Perera, FRA									<b>theoretical besttime: 1:28.664</b>								
1	13:55.780	13:10.059	126	23.522	233	22.199	185	233	4	1:29.053	45.190	132	22.411	235	21.452	185	235
2	1:31.320	45.700	132	22.406	235	23.214	<b>186</b>	235	5	<b>1:28.865</b>	<b>45.054</b>	<b>134</b>	<b>22.198</b>	<b>238</b>	21.613	186	<b>238</b>
3	1:29.030	45.395	132	22.223	237	<b>21.412</b>	186	237	6	1:50.100	53.375	117	25.327	202	31.398	52	202