

ADAC Formel 4

Result List Free Practice 1



Provisional

DMSB Reg. Nr.: DMSB 214/19

Friday, August 16, 2019 10:10:00

Nürburgring, Length: 3629m

Air temperature: 17.41°C

Track temperature: 26.46°C

Weather condition: Dry

started : 17 classified : 17 not classified : 0

Nr.	Drivers	Team	Lap	Best Time	Gap	Diff	Kph	Day Time
Cl.	Car	Competitor						
1	62 D.Hauger(NOR) ADAC Formel 4	(T) Van Amersfoort Racing(NLD) Van Amersfoort Racing	10	1:28.184			148.1	10:27:07
2	21 T.Pourchaire(FRA) ADAC Formel 4	(T) US Racing - CHR(S)DEU US Racing - CHR(S)	12	1:28.192	0.008	0.008	148.1	10:41:16
3	28 A.Ghiretti(FRA) ADAC Formel 4	US Racing - CHR(S)DEU US Racing - CHR(S)	7	1:28.314	0.130	0.122	147.9	10:23:19
4	17 A.Leclerc(MCO) ADAC Formel 4	(T) US Racing - CHR(S)DEU US Racing - CHR(S)	8	1:28.327	0.143	0.013	147.9	10:22:56
5	6 I.Cohen(ISR) ADAC Formel 4	(T) Van Amersfoort Racing(NLD) Van Amersfoort Racing	13	1:28.396	0.212	0.069	147.7	10:41:13
6	7 R.Stanek(CZE) R ADAC Formel 4	US Racing - CHR(S)DEU US Racing - CHR(S)	10	1:28.539	0.355	0.143	147.5	10:26:18
7	5 G.Petecof(BRA) ADAC Formel 4	(T) Prema Powerteam SRL(ITA) Prema Powerteam SRL	8	1:28.572	0.388	0.033	147.5	10:25:23
8	3 P.Aron(EST) R ADAC Formel 4	(T) Prema Powerteam SRL(ITA) Prema Powerteam SRL	7	1:28.806	0.622	0.234	147.1	10:21:09
9	10 O.Rasmussen(DNK) ADAC Formel 4	Prema Powerteam SRL(ITA) Prema Powerteam SRL	9	1:28.859	0.675	0.053	147.0	10:24:04
10	8 L.Alleco Roy(MCO) ADAC Formel 4	Van Amersfoort Racing(NLD) Van Amersfoort Racing	6	1:28.980	0.796	0.121	146.8	10:21:31
11	44 M.Belov(RUS) ADAC Formel 4	(T) R-ACE GP R-ACE GP	13	1:28.981	0.797	0.001	146.8	10:31:15
12	26 J.Dürksen(PAR) R ADAC Formel 4	(T) ADAC Berlin-Brandenburg e.V.(DEU) ADAC Berlin-Brandenburg e.V.	7	1:29.205	1.021	0.224	146.4	10:21:01
13	16 S.Estner(DEU) ADAC Formel 4	Van Amersfoort Racing(NLD) Van Amersfoort Racing	9	1:29.278	1.094	0.073	146.3	10:26:43
14	14 G.Saucy(SUI) ADAC Formel 4	(T) R-ACE GP R-ACE GP	11	1:29.282	1.098	0.004	146.3	10:28:23
15	19 H.David(FRA) R ADAC Formel 4	R-ACE GP R-ACE GP	11	1:29.369	1.185	0.087	146.1	10:28:22
16	2 N.Göhler(DEU) R ADAC Formel 4	(T) ADAC Berlin-Brandenburg e.V.(DEU) ADAC Berlin-Brandenburg e.V.	5	1:30.173	1.989	0.804	144.8	10:22:29
17	15 L.Toth(HUN) ADAC Formel 4	R-ACE GP R-ACE GP	9	1:31.101	2.917	0.928	143.4	10:32:14

T =nominated for Team Classification

Subject to final scrutineering!

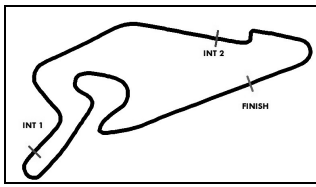
Publication time:	Clerk of the Course: Michael Bork	Timekeeper: Steffen Ruhl
-------------------	-----------------------------------	--------------------------

ver: 1.0

www.adac.de/motorsport

Page 1/ 1 printed: 16.8.2019 10:42





ADAC Formel 4

Sector List Free Practice 1



Provisional

DMSB Reg. Nr.: DMSB 214/19

Friday, August 16, 2019 10:10:00

Nürburgring, Length: 3629m
 Air temperature: 17.41°C
 Track temperature: 26.46°C
 Weather condition: Dry

Lap	Time	SE1	SP1	SE2	SP2	SE3	SP3	TSP	Lap	Time	SE1	SP1	SE2	SP2	SE3	SP3	TSP
2	Göhler, DEU								theoretical besttime: 1:30.136								
1	2:15.263	1:13.598	113	28.066	137	33.599	41	137	7	1:38.617	47.759	130	22.744	216	28.114	45	216
2	5:36.116	4:47.072	122	25.689	177	23.355	172	177	8	4:51.587	3:54.065	132	23.089	213	34.433	46	213
3	1:35.000	47.628	128	24.798	196	22.574	174	196	9	2:02.643	1:18.039	130	22.864	216	21.740	171	216
4	1:32.576	47.805	130	22.914	214	21.857	176	214	10	2:55.777	1:11.046	71	50.046	74	54.685	40	74
5	1:30.173	45.789	131	22.691	215	21.693	175	215	11	2:57.856	2:07.850	127	23.816	211	26.190	175	211
6	1:49.558	46.131	132	22.729	216	40.698	171	216	12	1:30.206	45.752	130	22.747	214	21.707	176	214

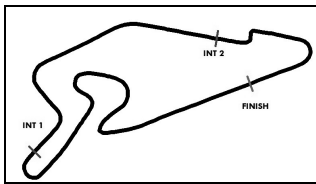
3	Aron, EST								theoretical besttime: 1:28.790								
1	1:56.777	1:04.979	111	27.103	183	24.695	170	183	9	4:14.159	3:29.383	128	23.266	213	21.510	176	213
2	1:37.545	49.552	126	24.796	180	23.197	170	180	10	1:29.868	45.925	129	22.534	215	21.409	176	215
3	1:37.640	46.978	128	28.462	208	22.200	176	208	11	1:29.511	45.290	130	22.620	215	21.601	176	215
4	1:29.872	45.810	129	22.590	216	21.472	177	216	12	1:32.655	46.218	128	22.787	188	23.650	175	188
5	1:29.002	45.075	129	22.551	217	21.376	177	217	13	1:44.813	45.335	129	22.442	217	37.036	52	217
6	1:29.092	45.178	131	22.576	215	21.338	177	215	14	5:19.260	4:30.137	129	24.683	171	24.440	176	171
7	1:28.806	45.091	130	22.401	217	21.314	175	217	15	1:29.446	45.590	131	22.502	216	21.354	176	216
8	1:36.489	45.158	127	22.451	216	28.880	54	216									

5	Petecof, BRA								theoretical besttime: 1:28.494								
1	2:39.704	1:40.719	110	28.510	169	30.475	55	169	8	1:28.572	44.810	129	22.492	216	21.270	177	216
2	3:30.196	2:41.136	122	25.589	171	23.471	169	171	9	1:28.789	45.083	129	22.514	216	21.192	177	216
3	1:37.240	49.335	128	24.972	178	22.933	177	178	10	1:37.513	44.997	128	22.557	215	29.959	55	215
4	1:39.803	53.885	127	24.199	213	21.719	177	213	11	6:14.066	4:31.348	70	55.010	64	47.708	54	64
5	1:29.751	45.838	129	22.632	216	21.281	177	216	12	3:41.728	2:54.281	128	23.181	187	24.266	176	187
6	1:28.969	45.053	129	22.588	216	21.328	177	216	13	1:28.954	45.111	129	22.581	216	21.262	177	216
7	1:28.864	44.990	129	22.588	216	21.286	177	216	14	1:28.992	45.107	129	22.591	215	21.294	176	215

6	Cohen, ISR								theoretical besttime: 1:28.355								
1	2:25.146	1:24.692	115	25.539	184	34.915	54	184	8	1:28.635	44.767	132	22.404	217	21.464	177	217
2	4:32.098	3:40.674	123	27.061	169	24.363	161	169	9	1:45.140	46.587	128	23.278	217	35.275	54	217
3	1:36.474	51.052	121	23.442	207	21.980	177	207	10	6:50.776	5:01.158	127	50.721	49	58.897	54	49
4	1:31.349	46.341	130	22.712	218	22.296	177	218	11	3:40.181	2:55.974	130	22.762	217	21.445	177	217
5	1:28.653	44.904	131	22.381	218	21.368	177	218	12	1:28.651	44.905	132	22.469	217	21.277	177	217
6	1:28.630	44.818	130	22.406	217	21.406	177	217	13	1:28.396	44.808	132	22.332	216	21.256	176	216
7	1:28.548	44.811	132	22.340	217	21.397	177	217									

7	Stanek, CZE								theoretical besttime: 1:28.361								
1	2:05.295	58.795	120	25.194	180	41.306	51	180	9	1:32.227	47.098	127	23.235	216	21.894	176	216
2	2:13.462	1:26.528	125	24.350	209	22.584	172	209	10	1:28.539	44.804	131	22.376	216	21.359	176	216
3	1:32.242	47.271	131	23.339	210	21.632	175	210	11	1:35.035	45.027	130	22.629	215	27.379	53	215
4	1:29.752	45.828	129	22.518	216	21.406	177	216	12	7:05.265	5:11.223	62	1:01.164	60	52.878	55	60
5	1:30.079	45.158	132	22.427	216	22.494	176	216	13	3:32.180	2:46.942	130	22.792	210	22.446	176	210
6	1:28.839	45.208	132	22.412	216	21.219	176	216	14	1:29.014	44.892	131	22.470	216	21.652	177	216
7	1:28.743	44.771	132	22.758	214	21.214	176	214	15		45.631	130	22.429	216			216
8	1:29.015	45.006	130	22.420	216	21.589	176	216									

8	Alleco Roy, MCO								theoretical besttime: 1:28.947								
1	2:09.355	1:09.677	112	28.728	147	30.950	53	147	9	1:29.151	45.211	128	22.625	216	21.315	175	216
2	3:09.134	2:17.263	123	27.568	155	24.303	144	155	10	1:34.641	45.454	125	22.674	216	26.513	54	216
3	1:40.433	51.142	127	26.295	162	22.996	171	162	11	3:55.330	3:10.452	121	23.092	215	21.786	175	215
4	1:32.742	46.723	128	24.392	201	21.627	176	201	12	1:31.915	45.692	129	22.660	216	23.563	80	216
5	1:29.948	45.844	130	22.713	216	21.391	176	216	13	2:50.827	1:16.179	87	44.915	81	49.733	52	81
6	1:28.980	45.172	131	22.553	216	21.255	175	216	14	2:52.286	2:03.632	127	23.283	195	25.371	177	195
7	1:28.988	45.139	128	22.569	216	21.280	175	216	15	1:29.744	45.401	127	22.705	216	21.638	176	216
8	1:29.074	45.185	128	22.630	216	21.259	176	216									



ADAC Formel 4

Sector List Free Practice 1



Provisional

Nürburgring, Length: 3629m
 Air temperature: 17.41°C
 Track temperature: 26.46°C
 Weather condition: Dry

DMSB Reg. Nr.: DMSB 214/19

Friday, August 16, 2019 10:10:00

Lap	Time	SE1	SP1	SE2	SP2	SE3	SP3	TSP	Lap	Time	SE1	SP1	SE2	SP2	SE3	SP3	TSP
10	Rasmussen, DNK								theoretical besttime: 1:28.695								
1	1:54.158	1:02.735	110	27.326	181	24.097	167	181	9	1:28.859	45.076	128	22.397	216	21.386	175	216
2	1:35.891	49.108	125	24.241	179	22.542	174	179	10	1:34.721	45.098	128	22.518	216	27.105	49	216
3	1:34.698	47.262	117	23.248	214	24.188	176	214	11	4:09.539	3:25.370	123	22.742	215	21.427	177	215
4	1:29.340	45.407	128	22.533	216	21.400	177	216	12	1:28.883	45.044	125	22.585	217	21.254	177	217
5	1:28.993	45.208	127	22.484	217	21.301	178	217	13	1:59.850	56.895	128	25.082	120	37.873	49	120
6	1:29.146	45.067	128	22.740	216	21.339	177	216	14	5:09.805	4:21.297	126	23.914	175	24.594	176	175
7	1:32.615	45.126	128	23.898	174	23.591	177	174	15	1:28.866	45.158	129	22.397	217	21.311	177	217
8	1:30.549	46.144	126	22.721	216	21.684	177	216	16	1:29.337	45.221	130	22.516	217	21.600	177	217

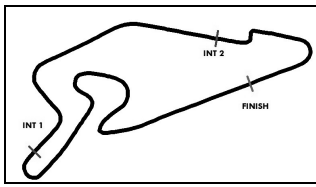
14	Saucy, SUI								theoretical besttime: 1:29.102								
1	2:38.789	1:42.209	109	29.611	147	26.969	135	147	10	1:29.901	45.265	126	22.636	220	22.000	178	220
2	1:46.718	53.888	110	28.148	150	24.682	158	150	11	1:29.282	45.290	132	22.599	218	21.393	175	218
3	1:39.642	50.023	125	25.686	164	23.933	138	164	12	1:31.093	45.237	130	24.235	208	21.621	175	208
4	1:43.130	55.115	120	25.217	179	22.798	176	179	13	1:29.344	45.110	131	22.621	217	21.613	175	217
5	1:31.881	47.094	132	22.945	216	21.842	176	216	14	1:29.963	45.184	130	22.611	217	22.168	117	217
6	1:29.998	45.700	132	22.665	217	21.633	175	217	15	2:55.526	1:09.432	70	51.345	72	54.749	51	72
7	1:32.773	45.392	132	25.618	203	21.763	176	203	16	3:02.741	2:10.252	99	27.923	149	24.566	176	149
8	1:29.878	45.665	131	22.724	217	21.489	176	217	17	1:29.612	45.504	132	22.707	216	21.401	175	216
9	1:31.244	46.998	131	22.788	218	21.458	176	218									

15	Toth, HUN								theoretical besttime: 1:31.101								
1	3:06.602	2:13.932	117	27.656	170	25.014	159	170	7	1:33.006	47.350	126	23.387	214	22.269	175	214
2	1:40.526	51.265	126	25.496	186	23.765	163	186	8	1:31.770	46.839	128	23.070	215	21.861	173	215
3	1:37.074	50.478	127	23.918	209	22.678	173	209	9	1:31.101	46.467	127	22.862	215	21.772	174	215
4	1:33.121	47.700	127	23.333	214	22.088	175	214	10	2:52.438	51.960	55	1:07.435	48	53.043	55	48
5	1:53.075	47.155	127	26.752	136	39.168	55	136	11	3:53.391	3:07.842	127	23.369	213	22.180	174	213
6	7:47.791	7:00.039	124	24.730	191	23.022	171	191	12	1:31.758	46.865	127	23.048	213	21.845	174	213

16	Estner, DEU								theoretical besttime: 1:29.074								
1	2:49.446	1:48.146	112	27.177	180	34.123	51	180	8	1:29.366	45.235	131	22.536	215	21.595	176	215
2	3:12.242	2:21.371	124	26.842	156	24.029	173	156	9	1:29.278	45.439	131	22.438	215	21.401	176	215
3	1:38.983	51.330	129	24.549	173	23.104	175	173	10	1:36.585	45.434	130	22.650	215	28.501	53	215
4	1:32.821	47.422	130	23.012	214	22.387	174	214	11	5:09.961	4:03.296	131	22.741	216	43.924	47	216
5	1:30.878	46.358	130	22.730	215	21.790	175	215	12	5:19.026	4:33.997	130	23.136	205	21.893	175	205
6	1:30.220	45.998	128	22.651	215	21.571	175	215	13	1:29.784	45.466	131	22.649	215	21.669	176	215
7	1:29.674	45.695	126	22.458	215	21.521	175	215									

17	Leclerc, MCO								theoretical besttime: 1:28.199								
1	2:00.168	55.871	120	24.676	201	39.621	36	201	8	1:28.327	44.847	133	22.321	216	21.159	175	216
2	2:02.218	1:16.417	130	23.768	207	22.033	173	207	9	1:35.120	45.634	128	23.039	213	26.447	55	213
3	1:30.221	46.119	131	22.764	214	21.338	175	214	10	6:18.859	5:32.514	129	23.151	211	23.194	175	211
4	1:28.911	45.302	130	22.416	216	21.193	176	216	11	1:28.965	45.014	132	22.503	216	21.448	176	216
5	1:28.711	44.958	132	22.600	216	21.153	176	216	12	2:50.067	53.561	54	1:05.311	57	51.195	54	57
6	1:28.423	44.927	132	22.384	216	21.112	176	216	13	3:30.698	2:39.248	133	26.742	136	24.708	176	136
7	1:28.708	44.766	131	22.747	216	21.195	176	216	14	1:28.527	44.913	133	22.407	215	21.207	176	215

19	David, FRA								theoretical besttime: 1:29.309								
1	2:42.661	1:52.251	122	26.395	177	24.015	173	177	7	1:33.127	45.613	129	22.990	196	24.524	176	196
2	1:43.487	50.742	111	28.094	153	24.651	151	153	8	1:29.749	45.423	130	22.654	214	21.672	174	214
3	1:39.404	50.044	126	25.805	156	23.555	175	156	9	1:29.374	45.315	130	22.700	215	21.359	176	215
4	1:31.030	46.382	129	22.913	215	21.735	175	215	10	1:31.727	47.595	129	22.770	215	21.362	176	215
5	1:42.577	46.493	126	30.947	137	25.137	175	137	11	1:29.369	45.296	130	22.672	215	21.401	175	215
6	1:29.808	45.520	131	22.749	215	21.539	176	215	12		45.538	130	22.702	214			214



ADAC Formel 4

Sector List Free Practice 1



Provisional

Nürburgring, Length: 3629m
 Air temperature: 17.41°C
 Track temperature: 26.46°C
 Weather condition: Dry

DMSB Reg. Nr.: DMSB 214/19

Friday, August 16, 2019 10:10:00

Lap	Time	SE1	SP1	SE2	SP2	SE3	SP3	TSP	Lap	Time	SE1	SP1	SE2	SP2	SE3	SP3	TSP
21	Pourchaire, FRA								theoretical besttime: 1:28.141								
1	2:01.335	57.741	119	25.337	197	38.257	52	197	7	1:28.337	44.826	132	22.419	216	21.092	177	216
2	5:51.700	5:06.046	129	23.650	213	22.004	173	213	8	1:28.637	44.871	132	22.520	216	21.246	178	216
3	1:31.012	46.395	132	23.104	214	21.513	176	214	9	1:36.971	45.490	130	23.057	215	28.424	55	215
4	1:29.079	45.278	133	22.553	215	21.248	177	215	10	9:47.544	8:59.755	132	25.156	170	22.633	177	170
5	1:28.529	44.680	131	22.644	215	21.205	177	215	11	1:28.310	44.772	132	22.379	216	21.159	177	216
6	1:36.576	48.061	120	26.215	174	22.300	177	174	12	1:28.192	44.724	132	22.369	216	21.099	176	216

26	Dürksen, PAR								theoretical besttime: 1:28.853								
1	1:53.326	1:01.735	117	27.059	173	24.532	164	173	9	1:29.373	45.313	130	22.634	217	21.426	178	217
2	1:35.205	48.627	120	24.366	186	22.212	176	186	10	1:35.459	45.151	130	22.776	216	27.532	53	216
3	1:32.245	45.985	128	22.967	216	23.293	177	216	11	6:10.247	5:24.132	129	23.429	176	22.686	177	176
4	1:30.439	45.777	129	22.827	217	21.835	177	217	12	1:57.133	46.206	131	24.480	99	46.447	52	99
5	1:30.076	45.566	129	22.770	216	21.740	177	216	13	4:26.208	3:40.889	130	23.223	192	22.096	178	192
6	1:30.246	45.394	125	23.240	208	21.612	177	208	14	1:29.396	45.470	131	22.584	218	21.342	177	218
7	1:29.205	45.338	129	22.542	218	21.325	178	218	15	1:29.905	45.917	131	22.377	219	21.611	177	219
8	1:30.160	45.242	129	22.600	217	22.318	177	217									

28	Ghiretti, FRA								theoretical besttime: 1:28.236								
1	1:52.845	52.379	123	25.400	183	35.066	54	183	8	1:28.560	44.933	132	22.402	215	21.225	175	215
2	3:59.190	3:09.809	123	23.979	210	25.402	173	210	9	1:28.408	44.785	131	22.391	215	21.232	175	215
3	1:30.945	46.609	130	22.804	213	21.532	174	213	10	1:34.128	45.361	131	22.474	215	26.293	55	215
4	1:30.029	45.570	132	22.585	214	21.874	175	214	11	6:05.846	4:45.838	130	27.872	47	52.136	54	47
5	1:28.890	45.247	129	22.484	215	21.159	176	215	12	4:09.980	3:25.744	132	22.589	214	21.647	176	214
6	1:28.645	45.016	132	22.418	215	21.211	176	215	13	1:28.627	45.029	130	22.408	214	21.190	175	214
7	1:28.314	44.771	131	22.368	216	21.175	175	216	14	1:28.370	44.745	132	22.502	213	21.123	176	213

44	Belov, RUS								theoretical besttime: 1:28.866								
1	2:31.224	1:36.704	105	27.704	172	26.816	153	172	10	1:29.619	45.305	131	22.705	216	21.609	174	216
2	1:42.907	52.587	123	25.906	181	24.414	163	181	11	1:29.332	45.391	131	22.413	216	21.528	175	216
3	1:40.104	50.675	129	25.658	178	23.771	167	178	12	1:28.993	45.149	131	22.430	217	21.414	177	217
4	1:47.123	55.396	110	28.461	175	23.266	174	175	13	1:28.981	45.058	130	22.394	217	21.529	175	217
5	1:36.117	50.755	125	23.195	215	22.167	176	215	14	1:29.081	45.188	131	22.455	217	21.438	173	217
6	1:30.758	46.148	132	22.911	215	21.699	175	215	15	2:57.215	1:15.387	75	50.980	65	50.848	53	65
7	1:30.196	45.840	123	22.731	216	21.625	176	216	16	3:04.728	2:19.766	125	23.263	212	21.699	177	212
8	1:29.752	45.496	132	22.598	216	21.658	175	216	17	1:31.521	46.580	129	23.434	216	21.507	176	216
9	1:29.520	45.366	132	22.532	216	21.622	175	216									

62	Hauger, NOR								theoretical besttime: 1:28.184								
1	2:17.222	1:19.981	114	24.882	195	32.359	53	195	8	1:28.427	44.782	128	22.374	217	21.271	178	217
2	2:42.438	1:50.876	120	26.617	173	24.945	150	173	9	1:28.501	44.863	132	22.405	216	21.233	177	216
3	1:40.915	52.862	125	24.671	170	23.382	168	170	10	1:28.184	44.750	132	22.330	218	21.104	178	218
4	1:34.426	48.489	131	22.843	210	23.094	176	210	11	1:35.301	44.836	131	22.399	217	28.066	53	217
5	1:29.596	45.669	130	22.441	217	21.486	177	217	12	6:28.873	4:32.351	49	1:04.964	57	51.558	53	57
6	1:28.650	44.935	132	22.421	217	21.294	177	217	13	3:30.788	2:41.987	131	23.161	215	25.640	177	215
7	1:28.443	44.824	130	22.370	217	21.249	177	217	14	1:28.422	44.850	133	22.415	217	21.157	178	217