



ADAC GT4 Germany

Result List Free Practice 1



Provisional

DMSB Reg. Nr.: DMSB 214/19

Friday, August 16, 2019 8:30:00

Nürburgring, Length: 3629m

Air temperature: 14.44°C

Track temperature: 18.06°C

Weather condition: Dry

started : 24 classified : 24 not classified : 0

Nr.	Drivers	Team	Lap	Best Time	Gap	Diff	Kph	Day Time
Cl.	Car	Competitor						
1	22 J.Kasperlik(DEU)/L.Kern(DEU) T Porsche Cayman GT4	Team Allied-Racing(DEU) Team Allied-Racing	20	1:35.819			136.3	9:13:54
2	36 M.Suabo(DEU)/M.Dienst(DEU) T Mercedes-AMG GT4	Schütz Motorsport(DEU) Schütz Motorsport	17	1:35.973	0.154	0.154	136.1	9:13:43
3	17 H.Hadergasser(DEU)/H.Still(DEU) T Porsche Cayman GT4	KÜS TEAM75 Bernhard(DEU) KÜS TEAM75 Bernhard	5	1:36.172	0.353	0.199	135.8	8:40:39
4	59 F.Martin-Dye(GBR)/C.Jöns(DEU) McLaren 570s GT4	Dörr Motorsport Dörr Motorsport	19	1:36.484	0.665	0.312	135.4	9:15:50
5	99 H.Owega(DEU)/J.Owega(DEU) J Mercedes-AMG GT4	GetSpeed Performance GetSpeed Performance	8	1:36.697	0.878	0.213	135.1	8:43:34
6	77 L.Wankmüller(DEU)/T.Heinemann(DEU) J Mercedes-AMG GT4	HP Racing International(DEU) HP Racing International	4	1:37.021	1.202	0.324	134.6	8:37:48
7	33 C.Fagg(GBR)/M.Benyahia(MAR) J McLaren 570s GT4	Team GT Team GT	10	1:37.040	1.221	0.019	134.6	8:49:18
8	24 M.Siljehaug(NOR)/E.Angermayr(AUT) J KTM X-Bow GT4	Felbermayr Reiter(DEU) Felbermayr Reiter	9	1:37.077	1.258	0.037	134.5	8:57:45
9	7 M.Zug(DEU)/G.Piana(ITA) J BMW M4 GT4	RN Vision STS(DEU) RN Vision STS	12	1:37.096	1.277	0.019	134.5	9:06:08
10	4 H.Eichenberg(DEU)/T.Kratz(AUT) T BMW M4 GT4	Team AVIA Sorg Rennsport(DEU) Team AVIA Sorg Rennsport	17	1:37.111	1.292	0.015	134.5	9:09:41
11	94 F.von der Laden(DEU)/A.Valente(CHE) McLaren 570s GT4	Team GT Team GT	15	1:37.196	1.377	0.085	134.4	8:58:08
12	3 M.Fischer(AUT)/C.Hürtgen(DEU) BMW M4 GT4	Hofor Racing by Bonk Motorsport Hofor Racing by Bonk Motorsport	25	1:37.244	1.425	0.048	134.3	9:19:44
13	11 O.Mayer(DEU)/J.Springob(DEU) J Mercedes-AMG GT4	Bremotion Bremotion	25	1:37.253	1.434	0.009	134.3	9:17:10
14	23 L.Kraihamer(AUT)/R.Kofler(AUT) KTM X-Bow GT4	True Racing True Racing	4	1:37.256	1.437	0.003	134.3	8:43:00
15	48 L.Trefz(DEU)/M.Haber(AUS) J Mercedes-AMG GT4	Leipert Motorsport Leipert Motorsport	12	1:37.281	1.462	0.025	134.2	8:52:12
16	69 P.Dörr(DEU)/D.Trebing(USA) J McLaren 570s GT4	Dörr Motorsport Dörr Motorsport	16	1:37.654	1.835	0.373	133.7	9:03:57
17	6 M.Lungstrass(DEU)/M.Beckhusen(DEU) J Audi R8 LMS GT4	Racing One(DEU) Racing One	7	1:37.665	1.846	0.011	133.7	8:42:18
18	21 C.Schöll(AUT)/B.Mazatis(DEU) Porsche Cayman GT4	Team Allied-Racing(DEU) Team Allied-Racing	12	1:37.697	1.878	0.032	133.7	8:53:18
19	15 F.Kovac(CRO)/T.Tekaat(DEU) T BMW M4 GT4	MRS Besagroup Racing MRS Besagroup Racing	23	1:37.724	1.905	0.027	133.6	9:14:45
20	5 P.Stalidzane(DEU)/N.Rindlisbacher(CHE) J Audi R8 LMS GT4	Racing One(DEU) Racing One	10	1:38.023	2.204	0.299	133.2	8:50:04
21	89 J.Krabec(CZE)/S.Pavlovec(CZE) T KTM X-Bow GT4	RTR projects(CZE) RTR projects	18	1:38.149	2.330	0.126	133.1	9:20:01
22	66 F.Dziwok(POL)/S.Halek(AUT) T Porsche Cayman GT4	HP Racing International(DEU) HP Racing International	6	1:38.436	2.617	0.287	132.7	8:40:48
23	2 M.Schrey(DEU)/T.Jäger(AUT) BMW M4 GT4	Hofor Racing by Bonk Motorsport Hofor Racing by Bonk Motorsport	7	1:38.451	2.632	0.015	132.6	8:41:52
24	14 S.Grotstollen(DEU)/G.Braun(DEU) T BMW M4 GT4	MRS Besagroup Racing MRS Besagroup Racing	10	1:39.580	3.761	1.129	131.1	8:47:29

Subject to final scrutineering!

Publication time:	Clerk of the Course: Michael Bork	Timekeeper: Steffen Ruhl
-------------------	-----------------------------------	--------------------------

ver: 1.0

www.adac.de/motorsport

Page 1/ 1 printed: 16.8.2019 9:22





ADAC GT4 Germany

Class Result List Free Practice 1



Provisional

DMSB Reg. Nr.: DMSB 214/19

Nürburgring, Length: 3629m
Air temperature: 14.44°C
Track temperature: 18.06°C
Weather condition: Dry

Friday, August 16, 2019 8:30:00

started : 24 classified : 24 not classified : 0

Nr.	Drivers Car	Team Competitor	Lap	Best Time	Gap	Diff	Kph	Day Time
-----	----------------	--------------------	-----	-----------	-----	------	-----	----------

CLASS: Junior

Started: 10 Classified: 10 Not Classified: 0

1	99 H.Owega(DEU)/J.Owega(DEU) Mercedes-AMG GT4	GetSpeed Performance GetSpeed Performance	8	1:36.697			135.1	8:43:34
2	77 L.Wankmüller(DEU)/T.Heinemann(DEU) Mercedes-AMG GT4	HP Racing International(DEU) HP Racing International	4	1:37.021	0.324	0.324	134.6	8:37:48
3	33 C.Fagg(GBR)/M.Benyahia(MAR) McLaren 570s GT4	Team GT Team GT	10	1:37.040	0.343	0.019	134.6	8:49:18
4	24 M.Siljehaug(NOR)/E.Angermayr(AUT) KTM X-Bow GT4	Felbermayr Reiter(DEU) Felbermayr Reiter	9	1:37.077	0.380	0.037	134.5	8:57:45
5	7 M.Zug(DEU)/G.Piana(ITA) BMW M4 GT4	RN Vision STS(DEU) RN Vision STS	12	1:37.096	0.399	0.019	134.5	9:06:08
6	11 O.Mayer(DEU)/J.Springob(DEU) Mercedes-AMG GT4	Bremotion Bremotion	25	1:37.253	0.556	0.157	134.3	9:17:10
7	48 L.Trefz(DEU)/M.Haber(AUS) Mercedes-AMG GT4	Leipert Motorsport Leipert Motorsport	12	1:37.281	0.584	0.028	134.2	8:52:12
8	69 P.Dörr(DEU)/D.Trebing(USA) McLaren 570s GT4	Dörr Motorsport Dörr Motorsport	16	1:37.654	0.957	0.373	133.7	9:03:57
9	6 M.Lungstrass(DEU)/M.Beckhusen(DEU) Audi R8 LMS GT4	Racing One(DEU) Racing One	7	1:37.665	0.968	0.011	133.7	8:42:18
10	5 P.Stalidzane(DEU)/N.Rindlisbacher(CHE) Audi R8 LMS GT4	Racing One(DEU) Racing One	10	1:38.023	1.326	0.358	133.2	8:50:04

CLASS: Trophy

Started: 10 Classified: 10 Not Classified: 0

1	22 J.Kasperlik(DEU)/L.Kern(DEU) Porsche Cayman GT4	Team Allied-Racing(DEU) Team Allied-Racing	20	1:35.819			136.3	9:13:54
2	36 M.Suabo(DEU)/M.Dienst(DEU) Mercedes-AMG GT4	Schütz Motorsport(DEU) Schütz Motorsport	17	1:35.973	0.154	0.154	136.1	9:13:43
3	17 H.Hadergasser(DEU)/H.Still(DEU) Porsche Cayman GT4	KÜS TEAM75 Bernhard(DEU) KÜS TEAM75 Bernhard	5	1:36.172	0.353	0.199	135.8	8:40:39
4	4 H.Eichenberg(DEU)/T.Kratz(AUT) BMW M4 GT4	Team AVIA Sorg Rennsport(DEU) Team AVIA Sorg Rennsport	17	1:37.111	1.292	0.939	134.5	9:09:41
5	11 O.Mayer(DEU)/J.Springob(DEU) Mercedes-AMG GT4	Bremotion Bremotion	25	1:37.253	1.434	0.142	134.3	9:17:10
6	6 M.Lungstrass(DEU)/M.Beckhusen(DEU) Audi R8 LMS GT4	Racing One(DEU) Racing One	7	1:37.665	1.846	0.412	133.7	8:42:18
7	15 F.Kovac(CRO)/T.Tekaatt(DEU) BMW M4 GT4	MRS Besagroup Racing MRS Besagroup Racing	23	1:37.724	1.905	0.059	133.6	9:14:45
8	89 J.Krabec(CZE)/S.Pavlovec(CZE) KTM X-Bow GT4	RTR projects(CZE) RTR projects	18	1:38.149	2.330	0.425	133.1	9:20:01
9	66 F.Dziwok(POL)/S.Halek(AUT) Porsche Cayman GT4	HP Racing International(DEU) HP Racing International	6	1:38.436	2.617	0.287	132.7	8:40:48
10	14 S.Grotstollen(DEU)/G.Braun(DEU) BMW M4 GT4	MRS Besagroup Racing MRS Besagroup Racing	10	1:39.580	3.761	1.144	131.1	8:47:29

Subject to final scrutineering!

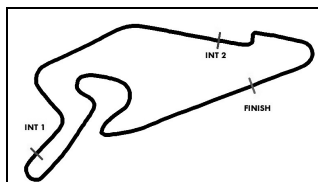
Publication time:	Clerk of the Course: Michael Bork	Timekeeper: Steffen Ruhl
-------------------	-----------------------------------	--------------------------

ver: 1.0

www.adac.de/motorsport

Page 1/1 printed: 16.8.2019 9:22





ADAC GT4 Germany

Sector List Free Practice 1



Provisional

DMSB Reg. Nr.: DMSB 214/19

Nürburgring, Length: 3629m

Air temperature: 14.44°C

Track temperature: 18.06°C

Weather condition: Dry

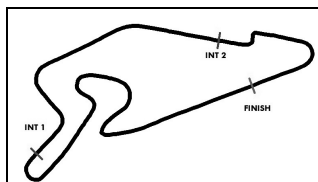
Friday, August 16, 2019 8:30:00

Lap	Time	SE1	SP1	SE2	SP2	SE3	SP3	TSP	Lap	Time	SE1	SP1	SE2	SP2	SE3	SP3	TSP
2 Schrey, DEU / Jäger, AUT									theoretical besttime: 1:38.012								
1	1:53.360	1:01.124	113	26.412	214	25.824	167	214	12	1:40.133	50.077	118	24.672	222	25.384	171	222
2	1:41.810	52.412	118	25.022	219	24.376	170	219	13	1:38.682	50.027	118	24.752	220	23.903	170	220
3	1:39.698	50.648	119	24.754	219	24.296	170	219	14	1:38.831	50.292	120	24.633	220	23.906	171	220
4	1:39.526	50.525	120	24.681	219	24.320	171	219	15	1:43.173	50.007	119	24.817	221	28.349	56	221
5	1:38.583	50.000	120	24.751	219	23.832	171	219	16	4:02.457	3:10.314	112	27.379	206	24.764	166	206
6	1:40.534	49.653	118	24.527	220	26.354	171	220	17	1:44.693	51.022	119	24.869	220	28.802	171	220
7	1:38.451	49.886	120	24.716	219	23.849	171	219	18	1:47.599	50.981	116	25.189	220	31.429	169	220
8	1:38.485	49.886	119	24.727	219	23.872	171	219	19	1:40.359	50.876	115	25.031	219	24.452	170	219
9	1:43.545	49.884	119	24.553	220	29.108	57	220	20	1:40.213	50.539	117	24.960	220	24.714	169	220
10	6:47.862	5:53.568	114	29.127	174	25.167	171	174	21	1:47.098	50.687	117	25.028	221	31.383	54	221
11	1:38.823	50.084	115	24.724	218	24.015	170	218	22	5:34.691	4:35.467	107	27.142	194	32.082	49	194

Lap	Time	SE1	SP1	SE2	SP2	SE3	SP3	TSP	Lap	Time	SE1	SP1	SE2	SP2	SE3	SP3	TSP
3 Fischer, AUT / Hürtgen, DEU									theoretical besttime: 1:37.244								
1	1:54.116	1:02.400	109	26.346	210	25.370	167	210	14	1:39.425	50.189	118	25.302	219	23.934	170	219
2	1:41.832	52.405	106	25.063	218	24.364	169	218	15	1:39.329	50.330	116	24.864	221	24.135	170	221
3	1:40.040	50.968	119	25.033	216	24.039	169	216	16	1:43.129	50.003	117	24.938	220	28.188	58	220
4	1:39.952	50.265	119	25.373	217	24.314	169	217	17	3:38.769	2:49.229	116	24.802	220	24.738	171	220
5	1:39.490	50.280	119	24.870	217	24.340	168	217	18	1:38.700	49.997	120	24.849	220	23.854	171	220
6	1:39.486	50.121	118	24.872	217	24.493	170	217	19	1:39.708	50.102	119	24.788	221	24.818	170	221
7	1:43.276	50.090	118	24.782	219	28.404	58	219	20	1:43.703	50.538	116	25.080	220	28.085	59	220
8	3:29.745	2:40.603	115	24.914	216	24.228	168	216	21	3:40.218	2:46.962	103	28.409	216	24.847	170	216
9	1:38.803	50.033	118	24.906	216	23.864	169	216	22	1:39.109	50.613	118	24.690	220	23.806	171	220
10	1:39.405	50.190	117	24.963	216	24.252	169	216	23	1:38.154	49.815	118	24.650	221	23.689	171	221
11	1:38.804	49.974	118	24.856	217	23.974	170	217	24	1:38.931	49.529	117	24.616	221	24.786	171	221
12	1:43.122	50.162	119	24.877	218	28.083	54	218	25	1:37.244	49.310	119	24.416	222	23.518	170	222
13	3:39.134	2:50.113	116	24.981	218	24.040	171	218	26	1:42.263	49.576	120	24.562	222	28.125	57	222

Lap	Time	SE1	SP1	SE2	SP2	SE3	SP3	TSP	Lap	Time	SE1	SP1	SE2	SP2	SE3	SP3	TSP
4 Eichenberg, DEU / Kratz, AUT									theoretical besttime: 1:36.931								
1	2:13.019	1:19.143	98	27.842	175	26.034	165	175	12	1:38.199	49.799	116	24.488	219	23.912	168	219
2	1:43.178	53.781	117	25.093	216	24.304	170	216	13	1:43.785	50.350	108	24.665	219	28.770	59	219
3	1:38.000	49.849	119	24.394	219	23.757	169	219	14	8:08.020	7:19.651	116	24.560	217	23.809	169	217
4	1:38.263	49.924	114	24.526	219	23.813	166	219	15	1:37.604	49.243	118	24.438	219	23.923	168	219
5	1:43.701	49.927	119	24.390	219	29.384	52	219	16	1:37.965	49.803	116	24.557	219	23.605	169	219
6	3:41.504	2:53.371	117	24.451	218	23.682	168	218	17	1:37.111	49.183	115	24.497	218	23.431	170	218
7	1:37.501	49.550	120	24.437	218	23.514	171	218	18	1:46.361	51.383	116	25.359	206	29.619	56	206
8	1:46.509	49.554	115	24.884	206	32.071	58	206	19	3:20.698	2:31.290	100	25.519	217	23.889	168	217
9	4:00.114	3:11.860	118	24.370	219	23.884	170	219	20	1:38.304	49.615	119	24.419	219	24.270	170	219
10	1:38.863	50.221	119	24.581	220	24.061	169	220	21	1:38.079	50.014	119	24.543	219	23.522	170	219
11	1:37.239	49.262	117	24.317	220	23.660	168	220	22	1:43.853	49.583	120	25.188	217	29.082	58	217

Lap	Time	SE1	SP1	SE2	SP2	SE3	SP3	TSP	Lap	Time	SE1	SP1	SE2	SP2	SE3	SP3	TSP
5 Stalidzane, DEU / Rindlisbacher, CHE									theoretical besttime: 1:38.023								
1	2:34.188	1:33.226	115	30.628	162	30.334	164	162	15	1:43.656	50.035	122	24.878	216	28.743	54	216
2	1:42.545	52.403	120	25.317	216	24.825	168	216	16	4:03.958	3:13.406	116	25.588	216	24.964	167	216
3	1:39.979	50.718	122	24.905	216	24.356	169	216	17	1:40.579	51.203	114	25.259	216	24.117	168	216
4	1:39.832	50.020	122	25.339	214	24.473	168	214	18	1:39.662	50.260	119	25.166	215	24.236	168	215
5	1:39.250	50.200	122	24.759	216	24.291	168	216	19	1:40.926	51.413	118	25.400	216	24.113	169	216
6	1:38.644	49.971	123	24.819	216	23.854	169	216	20	1:40.223	51.078	118	25.130	217	24.015	169	217
7	1:44.287	49.965	120	24.889	216	29.433	53	216	21	1:39.985	50.548	111	25.426	216	24.011	168	216
8	4:07.408	3:18.260	118	24.899	215	24.249	167	215	22	1:38.887	50.134	119	24.778	216	23.975	169	216
9	1:39.606	50.139	121	24.768	217	24.699	167	217	23	1:39.374	50.228	119	25.273	216	23.873	168	216
10	1:38.023	49.710	118	24.712	217	23.601	170	217	24	1:39.598	50.360	120	25.060	217	24.178	170	217
11	1:39.629	51.150	120	24.751	219	23.728	170	219	25	1:48.740	57.387	80	26.721	215	24.632	168	215
12	1:50.701	59.115	122	27.266	211	24.320	169	211	26	1:40.628	50.423	118	25.454	212	24.751	166	212
13	1:39.084	50.167	116	24.974	216	23.943	169	216	27	1:52.137	51.001	119	36.129	216	25.007	168	216
14	1:39.057	50.117	122	25.008	215	23.932	166	215									



ADAC GT4 Germany

Sector List Free Practice 1



Provisional

DMSB Reg. Nr.: DMSB 214/19

Nürburgring, Length: 3629m

Air temperature: 14.44°C

Track temperature: 18.06°C

Weather condition: Dry

Friday, August 16, 2019 8:30:00

Lap	Time	SE1	SP1	SE2	SP2	SE3	SP3	TSP	Lap	Time	SE1	SP1	SE2	SP2	SE3	SP3	TSP
6 Lungstrass, DEU / Beckhusen, DEU									theoretical besttime: 1:37.453								
1	2:18.528	1:21.723	102	30.190	176	26.615	163	176	14	5:14.049	4:20.870	117	25.427	206	27.752	168	206
2	1:42.743	52.975	122	25.060	217	24.708	169	217	15	1:39.852	50.417	117	25.121	216	24.314	170	216
3	1:39.869	50.369	123	24.859	218	24.641	169	218	16	1:38.861	49.899	118	24.931	217	24.031	168	217
4	1:39.827	50.191	121	24.793	217	24.843	170	217	17	1:38.439	49.740	121	24.748	217	23.951	169	217
5	1:38.773	49.769	121	25.105	215	23.899	165	215	18	1:38.860	49.701	115	25.083	219	24.076	170	219
6	1:39.797	50.179	113	25.653	216	23.965	169	216	19	1:41.158	51.109	115	24.910	217	25.139	169	217
7	1:37.665	49.378	121	24.694	217	23.593	168	217	20	1:43.632	50.468	116	26.170	219	26.994	170	219
8	1:45.463	49.520	121	25.345	214	30.598	56	214	21	1:38.505	49.891	116	24.887	218	23.727	171	218
9	4:44.885	3:56.232	122	24.817	217	23.836	169	217	22	1:52.454	49.839	119	36.639	211	25.976	170	211
10	1:39.332	50.869	121	24.859	217	23.604	167	217	23	1:38.776	49.904	117	24.934	217	23.938	170	217
11	1:38.207	49.534	121	24.903	217	23.770	168	217	24	1:38.132	49.209	122	24.752	219	24.171	170	219
12	1:37.838	49.508	120	24.780	217	23.550	170	217	25	1:38.046	49.335	117	24.773	218	23.938	171	218
13	1:44.936	50.479	115	25.395	216	29.062	50	216	26	1:38.346	49.718	118	24.927	219	23.701	170	219

7 Zug, DEU / Piana, ITA									theoretical besttime: 1:36.911								
1	2:40.636	1:48.372	106	27.039	194	25.225	166	194	11	1:37.153	49.412	118	24.430	220	23.311	171	220
2	1:40.666	51.544	116	24.955	216	24.167	168	216	12	1:37.096	49.170	117	24.490	221	23.436	171	221
3	1:38.891	50.002	116	25.015	216	23.874	169	216	13	1:42.418	49.484	118	24.613	224	28.321	55	224
4	1:45.175	52.464	116	24.715	219	27.996	55	219	14	5:16.479	4:28.219	116	24.928	220	23.332	171	220
5	2:37.175	1:48.795	118	24.898	219	23.482	168	219	15	1:37.599	49.578	117	24.484	220	23.537	170	220
6	1:42.274	49.765	119	24.528	219	27.981	57	219	16	1:37.249	49.305	117	24.477	219	23.467	170	219
7	15:54.493	15:05.836	116	24.790	217	23.867	168	217	17	1:37.447	49.407	117	24.550	220	23.490	170	220
8	1:38.788	49.635	117	24.633	218	24.520	169	218	18	1:37.330	49.204	118	24.493	220	23.633	169	220
9	1:37.731	49.700	118	24.520	219	23.511	170	219	19	1:37.664	49.401	114	24.726	219	23.537	170	219
10	1:37.437	49.525	117	24.580	219	23.332	170	219									

11 Mayer, DEU / Springob, DEU									theoretical besttime: 1:37.075								
1	2:48.347	1:48.069	100	31.935	128	28.343	165	128	15	1:37.935	49.609	122	24.553	219	23.773	169	219
2	1:46.490	55.434	108	26.563	218	24.493	168	218	16	1:41.151	52.496	121	24.860	218	23.795	168	218
3	1:40.609	51.485	120	25.071	216	24.053	168	216	17	1:37.796	49.143	118	24.639	217	24.014	168	217
4	1:41.305	50.683	113	25.073	215	25.549	168	215	18	1:42.302	49.323	119	25.028	219	27.951	58	219
5	1:40.979	51.221	116	25.238	216	24.520	168	216	19	3:28.708	2:39.976	121	24.677	219	24.055	168	219
6	1:40.393	51.246	116	24.959	217	24.188	168	217	20	1:39.467	50.794	120	25.029	219	23.644	169	219
7	1:39.907	50.771	114	25.036	216	24.100	168	216	21	1:38.880	50.071	121	25.062	219	23.747	168	219
8	1:39.614	50.355	114	25.072	216	24.187	168	216	22	1:38.872	49.702	120	24.875	216	24.295	170	216
9	1:40.999	51.084	117	24.951	218	24.964	140	218	23	1:37.632	49.407	122	24.554	219	23.671	169	219
10	1:42.188	53.284	115	25.031	217	23.873	168	217	24	1:37.495	49.137	122	24.526	219	23.832	169	219
11	1:39.534	50.500	116	25.049	217	23.985	168	217	25	1:37.253	49.315	121	24.480	219	23.458	169	219
12	1:48.500	50.434	114	25.414	216	32.652	57	216	26	1:37.879	49.464	121	24.624	219	23.791	168	219
13	4:05.040	3:13.778	116	26.522	194	24.740	168	194	27	1:44.353	49.143	120	24.529	219	30.681	46	219
14	1:38.687	49.980	118	24.715	218	23.992	168	218									

14 Grotstollen, DEU / Braun, DEU									theoretical besttime: 1:39.217								
1	2:14.164	1:20.401	102	27.168	191	26.595	166	191	13	1:47.064	51.154	120	24.733	219	31.177	50	219
2	1:43.955	53.935	109	25.543	215	24.477	169	215	14	4:46.187	3:53.947	112	26.718	210	25.522	150	210
3	1:43.214	51.698	116	26.039	205	25.477	170	205	15	1:42.776	52.527	112	25.625	215	24.624	169	215
4	1:46.076	51.927	116	24.891	218	29.258	170	218	16	1:40.756	50.683	103	25.910	219	24.163	169	219
5	1:40.036	50.805	118	24.927	218	24.304	168	218	17	1:42.127	50.661	104	25.820	214	25.646	168	214
6	1:39.704	50.515	113	24.926	217	24.263	169	217	18	1:40.187	50.683	114	25.338	216	24.166	168	216
7	1:40.938	51.433	116	24.961	219	24.544	168	219	19	1:46.899	50.908	110	25.469	216	30.522	53	216
8	1:40.907	51.611	112	25.190	218	24.106	170	218	20	6:30.325	5:40.381	121	25.410	216	24.534	164	216
9	1:40.079	50.951	113	24.912	219	24.216	170	219	21	1:40.961	51.253	113	25.407	215	24.301	168	215
10	1:39.580	50.633	117	24.839	218	24.108	170	218	22	1:41.269	50.851	114	25.271	216	25.147	168	216
11	1:40.180	51.170	119	24.864	218	24.146	170	218	23	1:40.912	50.378	111	25.024	217	25.510	170	217
12	1:40.132	50.629	119	24.776	218	24.727	167	218	24	1:44.348	50.592	108	25.367	216	28.389	58	216



ADAC GT4 Germany

Sector List Free Practice 1

Provisional



Nürburgring, Length: 3629m

Air temperature: 14.44°C

Track temperature: 18.06°C

Weather condition: Dry

DMSB Reg. Nr.: DMSB 214/19

Friday, August 16, 2019 8:30:00

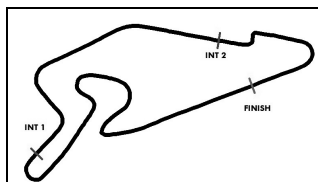
Lap	Time	SE1	SP1	SE2	SP2	SE3	SP3	TSP	Lap	Time	SE1	SP1	SE2	SP2	SE3	SP3	TSP
15 Kovac, CRO / Tekaat, DEU									theoretical besttime: 1:37.515								
1	2:11.935	1:18.349	102	27.537	193	26.049	164	193	15	1:42.228	51.655	114	25.482	216	25.091	166	216
2	1:41.758	51.982	116	25.186	215	24.590	168	215	16	1:42.283	51.821	109	25.618	215	24.844	166	215
3	1:39.923	50.907	112	24.996	215	24.020	168	215	17	1:42.604	51.633	110	25.922	213	25.049	168	213
4	1:40.290	51.896	117	24.579	217	23.815	170	217	18	1:55.860	53.767	106	26.174	206	35.919	59	206
5	1:38.849	50.230	119	24.577	218	24.042	169	218	19	4:04.319	3:14.963	110	25.106	216	24.250	167	216
6	1:45.036	50.383	116	24.831	217	29.822	57	217	20	1:40.113	50.667	118	25.225	216	24.221	169	216
7	4:16.549	3:23.937	110	26.750	212	25.862	163	212	21	1:38.720	49.907	117	24.590	215	24.223	169	215
8	1:45.178	53.488	112	25.962	214	25.728	166	214	22	1:37.877	49.642	121	24.666	220	23.569	170	220
9	1:46.288	54.521	113	26.081	209	25.686	164	209	23	1:37.724	49.459	115	24.573	220	23.692	172	220
10	1:44.624	53.590	112	25.677	215	25.357	164	215	24	1:41.452	49.849	113	24.633	219	26.970	171	219
11	1:44.394	52.544	102	26.710	213	25.140	165	213	25	1:38.346	49.857	116	24.703	220	23.786	171	220
12	1:43.035	52.335	116	25.580	216	25.120	167	216	26	1:38.383	49.758	115	24.662	220	23.963	170	220
13	1:43.461	51.466	110	25.710	215	26.285	169	215	27	1:47.281	50.544	117	24.487	223	32.250	43	223
14	1:41.954	51.281	114	25.686	216	24.987	167	216									

Lap	Time	SE1	SP1	SE2	SP2	SE3	SP3	TSP	Lap	Time	SE1	SP1	SE2	SP2	SE3	SP3	TSP
17 Hadergasser, DEU / Still, DEU									theoretical besttime: 1:35.992								
1	3:56.331	3:00.885	102	28.349	166	27.097	129	166	10	7:03.613	6:02.373	94	30.757	151	30.483	113	151
2	1:52.193	59.928	113	26.871	152	25.394	168	152	11	1:58.629	1:03.300	109	28.367	167	26.962	164	167
3	1:36.730	48.872	117	24.496	218	23.362	168	218	12	1:44.434	52.546	112	25.712	212	26.176	165	212
4	1:36.762	48.566	120	24.113	222	24.083	169	222	13	1:45.990	52.227	114	25.583	217	28.180	163	217
5	1:36.172	48.517	121	24.133	220	23.522	171	220	14	1:44.366	52.646	115	25.846	215	25.874	166	215
6	1:49.611	49.490	114	26.151	178	33.970	41	178	15	1:42.057	51.223	114	25.780	211	25.054	166	211
7	5:19.512	4:24.424	102	27.415	208	27.673	161	208	16	1:47.700	51.602	109	30.242	200	25.856	166	200
8	1:54.780	53.188	112	26.918	204	34.674	50	204	17	1:42.276	51.579	115	25.450	216	25.247	167	216
9	10:23.956	8:29.301	59	53.453	76	1:01.202	43	76	18	1:42.901	51.792	116	25.731	219	25.378	166	219

Lap	Time	SE1	SP1	SE2	SP2	SE3	SP3	TSP	Lap	Time	SE1	SP1	SE2	SP2	SE3	SP3	TSP
21 Schöll, AUT / Mazatis, DEU									theoretical besttime: 1:37.697								
1	2:42.912	1:44.458	86	30.766	156	27.688	166	156	14	3:20.925	2:30.681	118	25.650	213	24.594	167	213
2	1:49.160	55.345	117	28.503	173	25.312	168	173	15	1:41.950	51.553	116	25.642	220	24.755	163	220
3	1:41.414	51.843	119	25.210	217	24.361	167	217	16	1:41.069	50.935	112	25.424	217	24.710	165	217
4	1:39.437	50.060	119	24.892	219	24.485	168	219	17	1:39.936	50.475	118	25.125	218	24.336	167	218
5	1:39.353	50.167	118	24.617	221	24.569	164	221	18	1:39.382	50.377	117	24.771	219	24.234	167	219
6	1:38.948	50.129	119	24.691	220	24.128	166	220	19	1:40.542	50.761	115	25.073	219	24.708	167	219
7	1:44.990	49.866	120	24.540	220	30.584	54	220	20	1:39.714	50.741	117	24.813	219	24.160	167	219
8	3:43.602	2:52.587	119	25.182	214	25.833	168	214	21	1:39.113	50.125	118	24.842	219	24.146	167	219
9	1:40.008	50.749	118	24.822	220	24.437	169	220	22	1:55.486	50.465	110	40.333	204	24.688	165	204
10	1:38.666	49.832	118	24.767	220	24.067	165	220	23	1:39.473	50.495	116	24.898	219	24.080	167	219
11	1:41.093	52.000	119	24.718	221	24.375	167	221	24	1:39.674	50.900	115	24.634	221	24.140	167	221
12	1:37.697	49.523	117	24.440	222	23.734	169	222	25	1:39.362	50.406	116	24.751	219	24.205	168	219
13	1:47.134	52.061	117	24.893	220	30.180	51	220	26	1:45.091	50.523	111	24.810	220	29.758	57	220

Lap	Time	SE1	SP1	SE2	SP2	SE3	SP3	TSP	Lap	Time	SE1	SP1	SE2	SP2	SE3	SP3	TSP
22 Kasperlik, DEU / Kern, DEU									theoretical besttime: 1:35.762								
1	3:50.935	2:56.653	112	28.016	157	26.266	162	157	12	1:44.224	49.603	120	24.659	221	29.962	55	221
2	1:40.297	51.103	118	24.966	218	24.228	167	218	13	4:27.609	3:39.033	121	24.721	210	23.855	171	210
3	1:39.280	50.385	118	24.833	219	24.062	166	219	14	1:37.242	48.701	121	24.501	223	24.040	171	223
4	1:38.311	49.982	115	24.501	220	23.828	168	220	15	1:36.235	48.532	121	24.140	223	23.563	171	223
5	1:37.710	49.632	119	24.443	221	23.635	170	221	16	1:46.554	48.888	120	25.663	180	32.003	57	180
6	1:37.588	49.189	115	24.493	221	23.906	169	221	17	4:23.062	3:29.763	113	28.959	162	24.340	171	162
7	1:46.516	49.097	116	24.547	221	32.872	56	221	18	1:36.680	48.951	120	24.254	222	23.475	171	222
8	4:45.956	3:57.872	122	24.516	220	23.568	169	220	19	1:36.490	48.819	121	24.168	224	23.503	171	224
9	1:37.397	49.225	118	24.406	221	23.766	170	221	20	1:35.819	48.589	120	24.045	223	23.185	171	223
10	1:37.936	49.335	121	24.725	222	23.876	169	222	21	1:36.018	48.585	120	24.195	223	23.238	171	223
11	1:37.332	49.402	120	24.382	221	23.548	169	221	22	1:42.097	49.020	120	24.724	220	28.353	56	220

Lap	Time	SE1	SP1	SE2	SP2	SE3	SP3	TSP	Lap	Time	SE1	SP1	SE2	SP2	SE3	SP3	TSP
23 Kraihamer, AUT / Kofler, AUT									theoretical besttime: 1:36.876								
1	2:18.692	1:21.827	112	26.278	208	30.587	57	208	13	3:32.577	2:44.179	117	24.839	210	23.559	164	210
2	7:26.226	6:37.433	119	24.960	210	23.833	165	210	14	1:37.776	49.452	116	24.899	209	23.425	165	209
3	1:37.830	49.786	119	24.380	211	23.664	165	211	15	1:37.770	49.418	117	24.686	212	23.666	165	212
4	1:37.256	49.146	117	24.457	211	23.653	165	211	16	1:38.475	50.152	115	24.652	211	23.671	165	211
5	1:38.114	49.486	117	24.755	210	23.873	164	210	17	1:37.413	49.400	117	24.657	210	23.356	165	210
6	1:42.557	49.812	117	24.714	208	28.031	53	208	18	1:43.033	49.445	116	24.725	210	28.863	54	210



ADAC GT4 Germany

Sector List Free Practice 1



Provisional

Nürburgring, Length: 3629m

Air temperature: 14.44°C

Track temperature: 18.06°C

Weather condition: Dry

DMSB Reg. Nr.: DMSB 214/19

Friday, August 16, 2019 8:30:00

Lap	Time	SE1	SP1	SE2	SP2	SE3	SP3	TSP	Lap	Time	SE1	SP1	SE2	SP2	SE3	SP3	TSP
7	5:21.941	4:30.754	121	25.071	210	26.116	164	210	19	2:34.393	1:45.358	119	24.438	211	24.597	165	211
8	1:40.001	50.366	119	25.153	208	24.482	164	208	20	1:41.525	49.475	121	24.545	211	27.505	165	211
9	1:38.879	50.094	117	24.879	210	23.906	164	210	21	1:37.853	49.283	118	25.011	208	23.559	165	208
10	1:39.438	50.376	118	24.958	211	24.104	165	211	22	1:37.443	49.140	117	24.753	210	23.550	165	210
11	1:38.822	50.188	118	24.772	212	23.862	165	212	23	1:37.507	49.410	114	24.654	211	23.443	165	211
12	1:49.066	49.732	117	24.869	211	34.465	41	211									

24 Siljehaug, NOR / Angermayr, AUT

theoretical besttime: 1:36.815

1	2:29.068	1:30.041	110	27.961	184	31.066	56	184	12	1:39.013	50.571	119	24.714	211	23.728	164	211
2	7:27.157	6:30.056	116	25.322	208	31.779	49	208	13	1:38.163	49.457	121	24.539	214	24.167	167	214
3	3:18.512	2:24.782	117	24.622	211	29.108	57	211	14	1:38.190	50.033	121	24.532	212	23.625	167	212
4	3:13.699	2:24.743	119	24.806	210	24.150	162	210	15	1:37.695	49.392	121	24.775	210	23.528	166	210
5	1:43.161	50.610	116	24.732	210	27.819	57	210	16	1:38.098	49.691	120	24.835	211	23.572	166	211
6	4:40.443	3:51.180	119	25.218	210	24.045	166	210	17	1:42.929	49.603	119	24.804	210	28.522	56	210
7	1:38.275	49.308	121	25.231	203	23.736	164	203	18	3:19.526	2:31.218	117	24.610	212	23.698	167	212
8	1:37.404	49.193	112	24.684	212	23.527	166	212	19	1:37.849	49.311	119	24.511	213	24.027	166	213
9	1:37.077	48.860	120	24.651	212	23.566	164	212	20	1:38.408	49.308	118	25.480	211	23.620	166	211
10	1:43.380	48.920	120	26.661	170	27.799	57	170	21	1:37.559	49.245	118	24.428	213	23.886	166	213
11	3:14.975	2:25.944	120	24.702	211	24.329	166	211									

33 Fagg, GBR / Benyahia, MAR

theoretical besttime: 1:36.986

1	2:07.237	1:15.719	112	26.524	212	24.994	170	212	13	5:02.231	4:13.548	116	24.715	219	23.968	169	219
2	1:39.506	50.656	117	25.120	217	23.730	170	217	14	1:37.651	49.633	118	24.515	218	23.503	169	218
3	1:37.933	49.679	116	24.631	217	23.623	169	217	15	1:41.703	49.609	118	24.457	219	27.637	58	219
4	1:37.473	49.442	118	24.406	218	23.625	170	218	16	4:14.020	3:23.576	108	25.488	215	24.956	166	215
5	1:41.512	49.222	118	24.450	219	27.840	58	219	17	1:40.292	50.963	115	25.004	219	24.325	168	219
6	4:03.864	3:14.017	117	24.669	214	25.178	169	214	18	1:39.750	50.711	114	24.839	219	24.200	168	219
7	1:38.202	49.919	119	24.561	218	23.722	168	218	19	1:39.263	50.833	116	24.608	220	23.822	170	220
8	1:37.414	49.479	119	24.346	220	23.589	169	220	20	1:38.276	49.742	115	24.586	220	23.948	165	220
9	1:37.546	49.436	120	24.515	219	23.595	170	219	21	1:46.870	50.746	116	24.739	219	31.385	56	219
10	1:37.040	49.255	117	24.367	220	23.418	170	220	22	5:09.321	4:20.836	114	24.608	222	23.877	171	222
11	1:37.410	49.332	119	24.386	220	23.692	169	220	23	1:38.076	49.814	119	24.536	221	23.726	171	221
12	1:44.189	50.813	116	24.526	219	28.850	56	219									

36 Suabo, DEU / Dienst, DEU

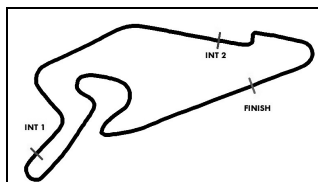
theoretical besttime: 1:35.973

1	7:10.724	6:09.779	105	30.990	170	29.955	133	170	11	1:47.131	50.659	121	25.253	217	31.219	59	217
2	1:52.787	58.803	117	27.106	209	26.878	168	209	12	4:00.136	3:03.741	119	24.730	219	31.665	41	219
3	1:41.629	51.451	115	25.457	219	24.721	169	219	13	7:02.479	6:14.207	117	24.629	218	23.643	170	218
4	1:41.688	51.208	120	25.419	216	25.061	167	216	14	1:37.191	49.442	121	24.346	219	23.403	170	219
5	1:44.071	52.249	119	25.848	203	25.974	169	203	15	1:36.935	48.920	121	24.541	219	23.474	171	219
6	1:49.495	51.781	117	25.574	218	32.140	59	218	16	1:36.545	48.980	122	24.261	220	23.304	171	220
7	3:24.123	2:34.334	119	25.351	218	24.438	170	218	17	1:35.973	48.628	122	24.158	222	23.187	171	222
8	1:40.222	50.734	121	25.205	219	24.283	170	219	18	1:40.974	49.032	122	24.214	221	27.728	58	221
9	1:40.981	51.098	122	25.443	218	24.440	169	218	19	3:55.145	3:01.762	123	24.452	221	28.931	58	221
10	1:40.566	50.532	121	25.479	217	24.555	169	217									

48 Trefz, DEU / Haber, AUS

theoretical besttime: 1:37.136

1	2:47.002	1:50.034	111	29.748	172	27.220	163	172	12	1:37.281	49.065	119	24.635	218	23.581	168	218
2	1:42.315	52.336	115	25.762	210	24.217	167	210	13	1:41.589	49.405	121	24.665	218	27.519	57	218
3	1:39.430	50.425	118	25.121	214	23.884	168	214	14	3:56.783	3:05.751	115	25.029	217	26.003	166	217
4	1:41.598	49.643	123	27.285	189	24.670	168	189	15	1:39.410	50.425	117	24.870	216	24.115	167	216
5	1:38.759	50.401	117	24.761	216	23.597	168	216	16	1:39.062	49.947	117	24.852	216	24.263	163	216
6	1:37.826	49.469	120	24.685	217	23.672	169	217	17	1:38.112	49.554	116	24.638	218	23.920	166	218
7	1:42.759	49.775	121	24.831	216	28.153	57	216	18	1:39.329	50.706	116	24.672	217	23.951	167	217
8	2:52.071	2:03.474	119	24.738	217	23.859	167	217	19	1:38.771	49.690	120	24.518	219	24.563	167	219
9	1:37.497	49.229	123	24.688	217	23.580	168	217	20	1:42.968	49.902	117	24.691	218	28.375	55	218
10	1:37.676	49.423	113	24.700	217	23.553	168	217	21								
11	1:37.584	49.139	115	24.821	217	23.624	168	217									



ADAC GT4 Germany

Sector List Free Practice 1

Provisional



Nürburgring, Length: 3629m

Air temperature: 14.44°C

Track temperature: 18.06°C

Weather condition: Dry

DMSB Reg. Nr.: DMSB 214/19

Friday, August 16, 2019 8:30:00

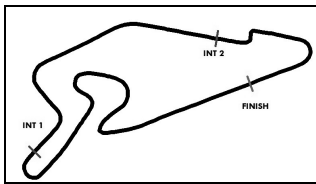
Lap	Time	SE1	SP1	SE2	SP2	SE3	SP3	TSP	Lap	Time	SE1	SP1	SE2	SP2	SE3	SP3	TSP
59	Martin-Dye, GBR / Jöns, DEU								theoretical besttime: 1:36.327								
1	2:53.134	1:43.511	78	32.350	146	37.273	56	146	12	1:37.312	49.269	118	24.463	220	23.580	170	220
2	6:38.176	5:48.630	110	25.293	215	24.253	166	215	13	1:37.002	49.077	119	24.248	219	23.677	171	219
3	1:41.225	51.812	112	25.274	216	24.139	163	216	14	1:37.155	49.295	116	24.347	221	23.513	170	221
4	1:38.368	49.943	117	24.697	219	23.728	169	219	15	1:45.336	49.054	119	24.461	220	31.821	57	220
5	1:52.586	50.730	109	28.602	156	33.254	57	156	16	4:33.603	3:45.510	117	24.445	219	23.648	170	219
6	6:52.549	6:03.651	117	24.850	218	24.048	168	218	17	1:38.517	49.215	120	24.358	221	24.944	171	221
7	1:38.185	50.106	116	24.590	218	23.489	170	218	18	1:37.120	48.981	119	24.710	220	23.429	169	220
8	1:39.843	49.767	116	26.126	219	23.950	170	219	19	1:36.484	48.941	118	24.254	221	23.289	170	221
9	1:37.808	49.649	116	24.489	220	23.670	171	220	20	1:37.658	49.330	119	24.464	217	23.864	170	217
10	1:37.513	49.636	118	24.251	222	23.626	169	222	21	1:36.865	49.056	119	24.448	220	23.361	171	220
11	1:37.369	49.348	117	24.380	220	23.641	171	220	22	1:37.057	48.790	122	24.943	219	23.324	171	219

66	Dziwok, POL / Halek, AUT								theoretical besttime: 1:38.336								
1	2:26.078	1:31.079	108	28.452	187	26.547	165	187	14	5:02.937	4:12.464	116	25.677	216	24.796	165	216
2	1:44.266	53.001	116	26.344	215	24.921	166	215	15	1:40.523	50.573	117	25.395	216	24.555	166	216
3	1:40.414	50.279	116	25.534	215	24.601	165	215	16	1:39.617	50.116	116	25.188	217	24.313	165	217
4	1:39.965	50.607	116	25.288	216	24.070	167	216	17	1:41.679	51.261	115	25.604	217	24.814	165	217
5	1:38.716	49.854	116	24.918	217	23.944	167	217	18	1:40.539	50.714	110	25.413	217	24.412	165	217
6	1:38.436	49.638	115	24.881	217	23.917	167	217	19	1:41.545	51.780	114	25.206	218	24.559	166	218
7	1:39.297	50.333	114	24.969	217	23.995	166	217	20	1:40.461	50.883	114	25.216	216	24.362	167	216
8	1:47.186	51.228	115	25.149	216	30.809	52	216	21	1:39.811	50.087	116	25.514	217	24.210	165	217
9	4:15.901	3:26.523	117	25.088	219	24.290	166	219	22	1:39.386	50.413	115	24.934	218	24.039	166	218
10	1:39.922	50.230	117	25.091	217	24.601	165	217	23	1:39.445	50.168	117	25.146	217	24.131	164	217
11	1:38.869	49.741	117	25.179	216	23.949	167	216	24	1:39.344	50.386	117	24.985	218	23.973	166	218
12	1:38.552	49.577	116	25.046	216	23.929	167	216	25	1:39.186	50.250	116	24.940	217	23.996	166	217
13	1:43.682	49.538	118	24.907	216	29.237	56	216	26	1:56.032	51.942	110	26.782	198	37.308	44	198

69	Dörr, DEU / Trebing, USA								theoretical besttime: 1:37.370								
1	2:11.318	1:14.537	101	29.994	126	26.787	166	126	13	1:40.044	49.500	116	24.606	221	25.938	169	221
2	1:48.445	58.018	111	26.149	219	24.278	169	219	14	1:38.131	49.641	117	24.507	222	23.983	170	222
3	1:40.320	50.876	114	25.206	208	24.238	167	208	15	1:38.632	49.328	119	24.684	219	24.620	169	219
4	1:44.823	50.415	115	24.766	218	29.642	50	218	16	1:37.654	49.386	118	24.504	220	23.764	170	220
5	3:35.690	2:46.924	114	24.777	221	23.989	169	221	17	1:38.815	49.611	117	24.614	220	24.590	169	220
6	1:38.072	49.766	117	24.534	222	23.772	170	222	18	1:39.029	49.555	116	24.831	219	24.643	169	219
7	1:38.415	49.563	119	24.893	222	23.959	169	222	19	1:38.027	49.561	117	24.597	220	23.869	169	220
8	1:38.322	49.787	116	24.736	221	23.799	169	221	20	1:47.470	50.660	116	28.732	218	28.078	57	218
9	1:37.890	49.675	116	24.677	219	23.538	170	219	21	4:48.128	3:59.431	117	24.812	222	23.885	171	222
10	1:44.032	50.409	111	25.307	220	28.316	53	220	22	1:40.351	50.849	114	25.544	223	23.958	171	223
11	6:26.229	5:37.164	117	24.568	220	24.497	168	220	23	1:40.956	50.609	116	24.660	221	25.687	168	221
12	1:38.664	49.845	119	24.749	221	24.070	170	221	24	1:39.274	50.129	115	24.646	223	24.499	169	223

77	Wankmüller, DEU / Heinemann, DEU								theoretical besttime: 1:36.772								
1	2:52.323	1:59.603	116	27.414	165	25.306	168	165	4	1:37.021	48.766	122	24.400	217	23.855	161	217
2	1:40.880	51.823	114	25.166	217	23.891	170	217	5	2:07.783	57.324	96	31.414	138	39.045	46	138
3	1:37.766	49.750	123	24.410	218	23.606	170	218									

89	Krabec, CZE / Pavlovec, CZE								theoretical besttime: 1:37.908								
1	1:12.968					1:12.968			10	9:50.125	9:00.639	121	24.685	210	24.801	166	210
2	3:00.530	2:05.249	112	29.381	175	25.900	165	175	11	1:47.910	50.829	119	24.471	210	32.610	167	210
3	1:45.205	52.775	117	27.456	191	24.974	168	191	12	1:45.300	50.677	118	24.523	210	30.100	56	210
4	1:43.622	52.569	119	26.091	164	24.962	167	164	13	4:50.600	4:00.831	117	25.179	210	24.590	165	210
5	1:49.715	51.486	120	25.173	211	33.056	58	211	14	1:39.562	50.748	118	24.877	210	23.937	166	210
6	5:15.038	4:25.346	118	25.405	209	24.287	167	209	15	1:40.130	50.347	112	25.325	210	24.458	165	210
7	1:43.281	51.397	118	26.889	192	24.995	166	192	16	1:46.665	50.171	115	25.438	209	31.056	56	209
8	1:42.245	52.261	117	25.392	210	24.592	165	210	17	5:01.941	4:12.487	119	25.743	210	23.711	166	210
9	1:47.568	52.082	119	24.925	210	30.561	56	210	18	1:38.149	49.728	120	24.712	211	23.709	167	211



ADAC GT4 Germany

Sector List Free Practice 1

Provisional



Nürburgring, Length: 3629m

Air temperature: 14.44°C

Track temperature: 18.06°C

Weather condition: Dry

DMSB Reg. Nr.: DMSB 214/19

Friday, August 16, 2019 8:30:00

Lap	Time	SE1	SP1	SE2	SP2	SE3	SP3	TSP	Lap	Time	SE1	SP1	SE2	SP2	SE3	SP3	TSP
94 von der Laden, DEU / Valente, CHE									theoretical besttime: 1:37.129								
1	2:09.113	1:16.591	114	27.388	198	25.134	170	198	15	1:37.196	49.190	119	24.464	223	23.542	171	223
2	1:40.396	50.924	117	25.004	218	24.468	171	218	16	1:59.915	49.994	119	26.243	208	43.678	40	208
3	1:37.869	49.439	111	24.672	225	23.758	172	225	17	3:47.928	2:58.709	120	25.006	220	24.213	171	220
4	1:39.991	49.842	116	24.596	224	25.553	171	224	18	1:41.683	51.713	112	24.978	222	24.992	171	222
5	1:38.173	49.589	119	24.671	222	23.913	170	222	19	1:40.105	50.542	102	25.427	224	24.136	171	224
6	1:38.324	49.658	119	24.683	224	23.983	171	224	20	1:42.140	52.146	117	24.896	223	25.098	171	223
7	1:37.669	49.524	119	24.458	224	23.687	170	224	21	1:41.010	51.385	119	25.027	226	24.598	170	226
8	1:43.555	49.558	119	24.548	221	29.449	58	221	22	1:39.780	50.654	117	25.023	217	24.103	171	217
9	4:37.308	3:47.270	119	24.459	224	25.579	171	224	23	1:41.648	50.377	112	25.185	221	26.086	171	221
10	1:37.350	49.207	118	24.614	222	23.529	172	222	24	1:39.933	50.647	119	24.899	221	24.387	171	221
11	1:38.313	50.215	120	24.477	224	23.621	171	224	25	1:39.578	50.489	119	25.000	221	24.089	170	221
12	1:37.626	49.488	119	24.471	223	23.667	172	223	26	1:39.591	50.605	120	24.899	221	24.087	171	221
13	1:37.499	49.390	118	24.410	223	23.699	171	223	27	1:41.117	50.731	120	26.218	217	24.168	171	217
14	1:37.353	49.338	121	24.477	222	23.538	171	222									

Lap	Time	SE1	SP1	SE2	SP2	SE3	SP3	TSP	Lap	Time	SE1	SP1	SE2	SP2	SE3	SP3	TSP
99 Omega, DEU / Omega, DEU									theoretical besttime: 1:36.599								
1	2:06.248	1:14.853	116	26.638	211	24.757	168	211	15	1:38.391	50.007	118	24.645	219	23.739	170	219
2	1:41.868	50.906	117	27.260	216	23.702	170	216	16	1:38.324	49.624	114	24.558	219	24.142	170	219
3	1:37.993	49.873	117	24.497	219	23.623	170	219	17	1:38.647	49.338	116	24.779	219	24.530	168	219
4	1:38.248	49.520	118	25.055	201	23.673	169	201	18	1:37.636	49.615	120	24.528	220	23.493	169	220
5	1:37.472	49.289	119	24.678	217	23.505	169	217	19	1:37.188	49.187	117	24.468	220	23.533	169	220
6	1:38.034	49.227	119	25.370	218	23.437	169	218	20	1:37.861	49.684	112	24.591	220	23.586	169	220
7	1:36.913	48.997	120	24.388	219	23.528	169	219	21	1:38.050	49.677	113	24.704	219	23.669	169	219
8	1:36.697	48.975	118	24.446	219	23.276	170	219	22	1:37.751	49.533	116	24.596	219	23.622	168	219
9	1:43.446	49.105	119	24.469	219	29.872	54	219	23	1:38.055	49.514	114	24.613	220	23.928	169	220
10	3:11.165	2:23.323	118	24.483	219	23.359	169	219	24	1:38.356	50.239	115	24.574	219	23.543	169	219
11	1:36.996	49.076	119	24.428	219	23.492	170	219	25	1:38.522	49.607	116	24.921	219	23.994	169	219
12	1:37.019	49.088	118	24.433	220	23.498	169	220	26	1:42.548	49.839	114	24.633	219	28.076	59	219
13	1:41.751	49.231	119	24.348	220	28.172	55	220	27	3:27.942	2:37.517	90	26.597	217	23.828	168	217
14	3:16.079	2:27.669	120	24.713	219	23.697	169	219	28	1:37.412	49.515	118	24.496	219	23.401	169	219