

# ADAC Formel 4

## Result List Race 3

Provisional



Circuit Zandvoort, Length: 4307m

Air temperature: 20.45°C

Track temperature: 22.31°C

Weather condition: Dry

Reg. Nr.: KNAF 0304.19.255

Sunday, August 11, 2019 17:10:00

started : 19      classified : 14      not classified : 5

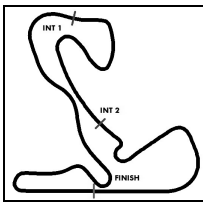
Nr.	Drivers	Team	Laps	Total Time	Gap	Kph	Lap	Time	Kph
Cl.	Car	Competitor							
1	16 S.Estner(DEU) ADAC Formel 4	Van Amersfoort Racing(NLD) Van Amersfoort Racing	16	30:26.657		135.2	10	1:39.256	156.2
2	28 A.Ghiretti(FRA) ADAC Formel 4	US Racing - CHR(S)DEU) US Racing - CHR(S)	16	30:26.989	0.332	135.3	9	1:39.242	156.2
3	14 G.Saucy(SUI) ADAC Formel 4	(T) R-ACE GP R-ACE GP	16	30:27.375	0.718	135.2	11	1:39.301	156.1
4	4 N.Krütten(DEU) ADAC Formel 4	(T) Van Amersfoort Racing(NLD) Van Amersfoort Racing	16	30:28.284	1.627	135.4	11	1:39.352	156.0
5	44 M.Belov(RUS) ADAC Formel 4	(T) R-ACE GP R-ACE GP	16	30:28.653	1.996	135.1	4	1:39.231	156.2
6	62 D.Hauger(NOR) ADAC Formel 4	(T) Van Amersfoort Racing(NLD) Van Amersfoort Racing	16	30:28.840	2.183	135.3	11	1:39.271	156.1
7	21 T.Pourchaire(FRA) ADAC Formel 4	(T) US Racing - CHR(S)DEU) US Racing - CHR(S)	16	30:29.141	2.484	135.2	9	1:39.283	156.1
8	11 A.Famularo(VEN) ADAC Formel 4	Prema Powerteam SRL(ITA) Prema Powerteam SRL	16	30:30.781	4.124	135.3	4	1:39.811	155.3
9	10 O.Rasmussen(DNK) ADAC Formel 4	Prema Powerteam SRL(ITA) Prema Powerteam SRL	16	30:30.885	4.228	135.1	11	1:39.764	155.4
10	19 H.David(FRA) R ADAC Formel 4	R-ACE GP R-ACE GP	16	30:31.098	4.441	135.2	4	1:39.640	155.6
11	7 R.Stanek(CZE) R ADAC Formel 4	US Racing - CHR(S)DEU) US Racing - CHR(S)	16	30:31.288	4.631	135.2	10	1:39.401	155.9
12	2 N.Göhler(DEU) R ADAC Formel 4	(T) ADAC Berlin-Brandenburg e.V.(DEU) ADAC Berlin-Brandenburg e.V.	16	30:31.735	5.078	135.0	11	1:40.033	155.0
13	8 L.Alleco Roy(MCO) ADAC Formel 4	Van Amersfoort Racing(NLD) Van Amersfoort Racing	16	31:00.664	34.007	135.3	4	1:39.757	155.4
14	6 I.Cohen(ISR) ADAC Formel 4	Van Amersfoort Racing(NLD) Van Amersfoort Racing	15	28:48.426	1 LAP	134.2	11	1:39.366	156.0
<b>Not classified</b>									
17	A.Leclerc(MCO) ADAC Formel 4	(T) US Racing - CHR(S)DEU) US Racing - CHR(S)	11	19:48.556	5LAPS	144.1	11	1:39.250	156.2
15	L.Toth(HUN) ADAC Formel 4	R-ACE GP R-ACE GP	11	19:56.717	5LAPS	143.1	9	1:40.568	154.1
26	J.Dürksen(PAR) R ADAC Formel 4	(T) ADAC Berlin-Brandenburg e.V.(DEU) ADAC Berlin-Brandenburg e.V.	4	6:51.211	12LAPS	154.4	4	1:39.930	155.1
3	P.Aron(EST) R ADAC Formel 4	(T) Prema Powerteam SRL(ITA) Prema Powerteam SRL	1	2:43.519	15LAPS				
5	G.Petecof(BRA) ADAC Formel 4	(T) Prema Powerteam SRL(ITA) Prema Powerteam SRL	1	3:18.361	15LAPS				

Fastest lap of the race. Car 44 driver Michael Belov on lap 4. Time 1:39.231, average speed 156.2 km/h.

Following race director decision drive through penalty in exchange a time penalty of 30 seconds for car no. 8

T =nominated for Team Classification

Subject to final scrutineering!		
Publication time:	Clerk of the Course: Bobbe Veldkamp	Timekeeper: Steffen Ruhl



# ADAC Formel 4

## Lap Chart Race 3

Provisional

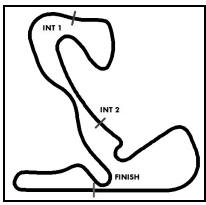


Circuit Zandvoort, Length: 4307 m

Sunday, August 11, 2019 17:10:00

LapChar	1	2	3	4	5	6	7	8	9	10	11	12	13	14	15	16	17	18	19	20	21	22	23	24	25	26	27	28	29	30	31	32	33	34	35	36	37	38	39	40	41	42	43	44	45										
LAP 1	16	14	44	28	2	21	26	10	4	62	6	8	7	19	11	17	15	.3	.5																																				
LAP 2	16	14	44	28	21	2	26	10	4	62	6	8	7	17	11	19	15																																						
LAP 3	16	14	28	44	21	2	26	10	4	62	6	7	17	8	11	19	15																																						
LAP 4	16	14	28	44	21	2	26	10	4	62	6	7	17	8	11	19	15																																						
LAP 5	16	14	28	44	21	4	62	6	7	17	8	11	19	15	.10	2																																							
LAP 6	16	14	28	44	21	4	62	6	7	17	8	11	19	15	10	2																																							
LAP 7	16	14	28	44	4	62	21	6	17	7	8	11	10	19	15	2																																							
LAP 8	16	14	28	44	4	62	21	6	17	7	8	11	10	19	15	2																																							
LAP 9	16	14	28	44	4	62	21	6	17	7	8	11	10	19	15	.2																																							
LAP 10	16	14	28	44	4	62	21	6	17	7	8	11	10	19	15	2																																							
LAP 11	16	14	28	44	4	62	21	6	17	7	8	11	10	19	15	2																																							
LAP 12	16	14	28	44	4	62	21	6	8	11	10	19	7	2																																									
LAP 13	16	14	28	44	4	62	21	6	8	11	10	19	7	2																																									
LAP 14	16	14	28	44	4	62	21	6	8	11	10	19	7	2																																									
LAP 15	16	14	28	44	4	62	21	6	8	11	10	19	7	2																																									
LAP 16	16	28	14	4	44	62	21	8	11	10	19	7	2																																										

.- PITSTOP ' -LAPBEHIND



# ADAC Formel 4

## Sector List Race 3

Provisional



Circuit Zandvoort, Length: 4307m

Air temperature: 20.45°C

Track temperature: 22.31°C

Weather condition: Dry

Reg. Nr.: KNAF 0304.19.255

Sunday, August 11, 2019 17:10:00

Lap	Time	SE1	SP1	SE2	SP2	SE3	SP3	TSP	Lap	Time	SE1	SP1	SE2	SP2	SE3	SP3	TSP
<b>2 Göhler, DEU</b>									<b>theoretical besttime: 1:39.882</b>								
1	1:49.383	52.463	184	26.419	191	30.501	215	167	9	1:49.110	44.448	186	26.253	192	38.409	50	229
2	1:41.036	44.770	187	26.054	191	30.212	216	223	10	1:51.603	55.687	186	<b>25.983</b>	<b>189</b>	29.933	218	
3	1:40.287	44.329	186	26.070	190	<b>29.888</b>	219	225	11	<b>1:40.033</b>	<b>44.011</b>	<b>188</b>	26.103	190	29.919	218	226
4	1:40.466	44.249	186	26.170	191	30.047	215	228	12	1:41.695	44.037	189	26.297	157	31.361	217	225
5	2:59.727	2:03.177	186	26.216	189	30.334	214	225	13	1:43.452	44.782	157	26.968	155	31.702	215	225
6	1:42.807	46.330	184	26.335	189	30.142	217	187	14	2:38.376	57.503	90	41.544	108	59.329	166	223
7	1:40.243	44.212	189	26.057	193	29.974	<b>221</b>	226	15	2:31.480	1:03.551	107	42.957	58	44.972	220	130
8	1:40.837	44.509	188	26.247	193	30.081	220	<b>230</b>	16	1:41.200	44.443	191	26.229	194	30.528	212	229

<b>3 Aron, EST</b>									<b>theoretical besttime:</b>								
1	2:43.519	1:00.558	<b>141</b>	<b>36.017</b>	<b>131</b>	1:06.944	35	<b>173</b>									

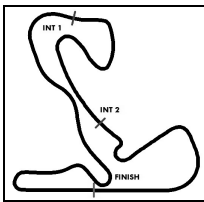
<b>4 Krütten, DEU</b>									<b>theoretical besttime: 1:39.281</b>								
1	1:50.933	53.252	187	26.901	192	30.780	215	175	9	1:39.678	44.044	192	25.986	190	29.648	219	228
2	1:40.480	44.408	190	26.137	191	29.935	219	225	10	1:39.467	<b>43.833</b>	<b>191</b>	25.998	189	<b>29.636</b>	<b>218</b>	228
3	1:40.375	44.385	191	25.982	<b>195</b>	30.008	<b>221</b>	229	11	<b>1:39.352</b>	43.834	191	25.871	191	29.647	218	227
4	1:40.191	44.313	191	26.005	193	29.873	221	230	12	1:39.410	43.930	191	<b>25.812</b>	<b>190</b>	29.668	218	228
5	1:44.412	44.221	<b>192</b>	25.879	190	34.312	170	230	13	1:58.221	44.203	190	29.025	127	44.993	135	227
6	2:52.469	1:19.747	85	46.802	74	45.920	221	159	14	2:47.096	1:08.058	105	40.217	103	58.821	148	141
7	1:39.939	44.296	191	25.881	192	29.762	219	<b>231</b>	15	2:36.003	1:04.941	115	43.202	64	47.860	221	144
8	1:39.522	43.967	191	25.840	192	29.715	219	228	16	1:40.736	44.539	190	26.040	191	30.157	210	229

<b>5 Petecof, BRA</b>									<b>theoretical besttime:</b>								
1	3:18.361	1:18.301	<b>98</b>	<b>45.530</b>	<b>96</b>	1:14.530	30	<b>180</b>									

<b>6 Cohen, ISR</b>									<b>theoretical besttime: 1:39.249</b>								
1	1:51.649	54.012	186	26.264	<b>194</b>	31.373	217	183	9	1:39.847	44.108	190	26.152	192	<b>29.587</b>	<b>220</b>	233
2	1:40.453	44.485	190	<b>26.001</b>	194	29.967	221	227	10	1:39.483	43.730	191	26.136	192	29.617	221	230
3	1:40.311	44.179	191	26.089	194	30.043	<b>223</b>	231	11	<b>1:39.366</b>	<b>43.661</b>	<b>192</b>	26.013	193	29.692	221	230
4	1:40.108	44.218	191	26.283	194	29.607	223	233	12	1:40.574	43.742	194	26.518	192	30.314	218	230
5	1:45.280	44.523	191	26.110	193	34.647	162	<b>234</b>	13	1:58.073	44.259	190	28.459	122	45.355	136	227
6	2:51.645	1:19.542	86	46.448	77	45.655	221	150	14	2:47.201	1:07.403	102	40.378	98	59.420	139	132
7	1:40.457	44.699	190	26.093	193	29.665	221	231	15	2:34.292	1:04.572	94	42.649	60	47.071	222	160
8	1:39.687	43.931	191	26.093	194	29.663	222	231	16		44.612	191	26.477	193			233

<b>7 Stanek, CZE</b>									<b>theoretical besttime: 1:39.305</b>								
1	1:51.826	54.660	189	26.492	193	30.674	215	182	9	1:39.752	44.033	193	25.932	194	29.787	221	229
2	1:41.274	44.987	191	26.075	196	30.212	<b>224</b>	226	10	<b>1:39.401</b>	<b>43.696</b>	<b>193</b>	25.951	195	<b>29.754</b>	<b>221</b>	230
3	1:39.867	44.222	191	<b>25.855</b>	193	29.790	221	<b>231</b>	11	1:39.529	43.775	193	25.995	195	29.759	221	231
4	1:40.330	44.031	192	26.166	196	30.133	220	231	12	1:48.002	43.759	193	25.937	196	38.306	216	230
5	1:45.329	44.045	191	26.117	196	35.167	155	229	13	1:53.895	44.410	187	26.578	187	42.907	134	225
6	2:51.176	1:19.463	88	46.223	76	45.490	219	145	14	2:47.082	1:06.328	97	41.471	105	59.283	165	144
7	1:40.985	44.769	192	26.246	196	29.970	221	230	15	2:31.667	1:03.673	106	43.089	58	44.905	222	141
8	1:39.807	44.000	192	25.868	196	29.939	220	230	16	1:41.366	44.571	193	26.300	198	30.495	223	230

<b>8 Alleco Roy, MCO</b>									<b>theoretical besttime: 1:39.664</b>								
1	1:51.759	53.603	188	27.134	189	31.022	218	185	9	1:40.126	44.033	191	26.059	189	30.034	217	226
2	1:41.250	44.741	189	26.342	192	30.167	217	<b>231</b>	10	1:39.909	43.987	192	25.957	189	29.965	217	226
3	1:41.174	44.580	190	26.349	190	30.245	<b>221</b>	228	11	1:39.809	<b>43.974</b>	<b>192</b>	25.997	189	29.838	217	225
4	<b>1:39.757</b>	43.993	<b>193</b>	25.999	193	<b>29.765</b>	221	230	12	1:40.366	43.990	191	<b>25.925</b>	<b>189</b>	30.451	216	226
5	1:46.392	44.921	187	26.513	189	34.958	150	230	13	1:54.921	44.110	189	26.704	174	44.107	136	225
6	2:50.537	1:18.846	91	46.339	70	45.352	217	160	14	2:47.226	1:07.387	112	40.679	116	59.160	137	133
7	1:40.922	44.708	188	26.327	191	29.887	219	225	15	2:34.329	1:04.485	96	42.666	62	47.178	221	137
8	1:40.428	44.212	189	26.211	190	30.005	217	227	16	1:41.759	44.381	192	26.473	195	30.905	217	228



# ADAC Formel 4

## Sector List Race 3

Provisional



Reg. Nr.: KNAF 0304.19.255

Sunday, August 11, 2019 17:10:00

Circuit Zandvoort, Length: 4307m

Air temperature: 20.45°C

Track temperature: 22.31°C

Weather condition: Dry

Lap	Time	SE1	SP1	SE2	SP2	SE3	SP3	TSP	Lap	Time	SE1	SP1	SE2	SP2	SE3	SP3	TSP
<b>10 Rasmussen, DNK</b>									<b>theoretical besttime: 1:39.619</b>								
1	1:50.264	53.057	185	26.729	191	30.478	219	174	9	1:40.191	44.284	187	26.174	191	<b>29.733</b>	<b>221</b>	232
2	1:40.611	44.384	187	26.264	192	29.963	221	227	10	1:40.075	44.186	186	26.070	191	29.819	220	232
3	1:40.549	44.432	185	26.355	192	29.762	<b>224</b>	228	11	<b>1:39.764</b>	<b>43.831</b>	<b>190</b>	26.130	193	29.803	221	230
4	1:40.194	44.187	188	26.106	192	29.901	220	<b>233</b>	12	1:40.335	43.960	184	26.218	192	30.157	221	231
5	1:59.120	49.899	145	28.703	158	40.518	56	228	13	1:56.462	44.126	187	28.687	136	43.649	138	229
6	2:41.110	1:26.880	181	31.072	58	43.158	223		14	2:46.999	1:06.611	108	41.719	109	58.669	143	139
7	1:40.661	44.527	187	26.322	193	29.812	221	229	15	2:32.597	1:03.891	102	43.097	53	45.609	224	164
8	1:40.303	43.991	188	<b>26.055</b>	<b>196</b>	30.257	223	231	16	1:41.650	44.783	187	26.309	194	30.558	224	233

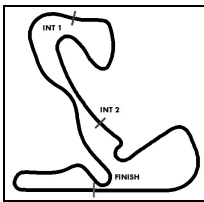
<b>11 Famularo, VEN</b>									<b>theoretical besttime: 1:39.525</b>								
1	1:52.656	55.066	184	26.927	191	30.663	221	181	9	1:40.056	44.244	189	<b>25.843</b>	<b>192</b>	29.969	222	231
2	1:42.119	44.781	187	26.728	190	30.610	219	228	10	1:40.053	44.281	188	26.033	191	<b>29.739</b>	<b>221</b>	<b>232</b>
3	1:40.010	44.029	187	26.029	189	29.952	221	229	11	1:39.844	<b>43.943</b>	<b>190</b>	26.125	192	29.776	221	231
4	<b>1:39.811</b>	44.022	188	25.939	192	29.850	221	229	12	1:40.178	44.008	186	26.026	192	30.144	221	230
5	1:47.667	44.508	186	26.336	193	36.823	127	229	13	1:56.186	44.382	183	28.051	182	43.753	135	231
6	2:48.747	1:17.916	90	45.953	68	44.878	<b>223</b>	143	14	2:47.285	1:06.805	105	41.455	127	59.025	145	142
7	1:41.068	44.914	186	26.297	193	29.857	222	231	15	2:32.994	1:03.948	94	42.577	61	46.469	222	146
8	1:40.440	44.186	186	26.159	193	30.095	222	231	16	1:41.667	44.632	187	26.298	194	30.737	221	231

<b>14 Saucy, SUI</b>									<b>theoretical besttime: 1:39.190</b>								
1	1:47.496	51.033	187	26.333	190	30.130	217	169	9	1:39.308	43.819	192	<b>25.858</b>	<b>192</b>	29.631	221	229
2	1:40.277	44.090	191	26.034	191	30.153	218	226	10	1:39.375	43.747	192	26.039	191	<b>29.589</b>	<b>221</b>	230
3	1:40.451	44.294	189	26.140	192	30.017	220	229	11	<b>1:39.301</b>	<b>43.743</b>	<b>190</b>	25.913	192	29.645	221	230
4	1:39.928	43.907	191	25.961	193	30.060	219	228	12	1:39.577	43.919	192	25.977	193	29.681	221	<b>231</b>
5	1:45.087	43.909	191	25.888	193	35.290	175	230	13	1:58.033	43.783	193	29.231	137	45.019	139	229
6	2:54.429	1:20.070	100	47.713	65	46.646	218	150	14	2:45.894	1:08.194	109	39.603	104	58.097	150	139
7	1:39.706	44.034	191	25.879	193	29.793	220	228	15	2:38.221	1:05.802	121	43.603	61	48.816	220	154
8	1:39.690	43.875	<b>193</b>	26.028	193	29.787	219	230	16	1:40.602	44.700	190	25.943	193	29.959	211	227

<b>15 Toth, HUN</b>									<b>theoretical besttime: 1:40.504</b>								
1	1:53.554	55.860	184	26.980	190	30.714	217	184	7	1:41.786	45.322	188	26.375	192	30.089	221	227
2	1:41.948	44.865	189	26.654	<b>192</b>	30.429	<b>224</b>	227	8	1:40.840	44.466	191	26.291	190	30.083	218	227
3	1:41.372	44.643	191	26.432	190	30.297	220	223	9	<b>1:40.568</b>	44.398	188	<b>26.154</b>	<b>191</b>	<b>30.016</b>	<b>215</b>	<b>227</b>
4	1:41.002	44.510	191	26.316	190	30.176	221	226	10	1:41.012	44.463	189	26.516	190	30.033	220	227
5	1:45.540	44.720	190	26.678	190	34.142	138	226	11	1:40.721	44.430	192	26.204	190	30.087	221	227
6	2:48.374	1:17.722	93	46.206	65	44.446	221	127	12		<b>44.334</b>	<b>189</b>	26.324	189			226

<b>16 Estner, DEU</b>									<b>theoretical besttime: 1:39.246</b>								
1	1:46.910	50.233	184	26.357	189	30.320	215	165	9	1:39.395	43.846	190	25.811	190	29.738	217	225
2	1:40.505	44.350	186	26.065	189	30.090	216	223	10	<b>1:39.256</b>	43.843	189	<b>25.728</b>	<b>190</b>	<b>29.685</b>	<b>217</b>	225
3	1:40.348	44.419	187	26.096	190	29.833	217	224	11	1:39.469	<b>43.833</b>	<b>190</b>	25.858	190	29.778	217	225
4	1:40.024	44.170	188	25.980	190	29.874	<b>217</b>	225	12	1:39.552	43.881	189	25.910	190	29.761	215	<b>227</b>
5	1:44.602	43.937	189	25.900	190	34.765	163	225	13	1:57.688	43.893	188	28.741	139	45.054	131	225
6	2:54.909	1:20.387	92	47.968	66	46.554	216	145	14	2:45.824	1:08.009	115	39.246	109	58.569	146	133
7	1:39.805	44.088	187	25.928	<b>191</b>	29.789	217	225	15	2:38.514	1:05.947	118	43.858	61	48.709	216	152
8	1:39.586	43.965	189	25.836	191	29.785	217	225	16	1:40.270	44.412	188	25.783	191	30.075	214	225

<b>17 Leclerc, MCO</b>									<b>theoretical besttime: 1:39.020</b>								
1	1:52.773	55.621	188	26.507	184	30.645	220	189	7	1:40.340	44.468	188	26.064	189	29.808	224	229
2	1:41.400	44.875	182	26.693	193	29.832	218	231	8	1:39.831	43.870	193	26.211	194	29.750	221	233
3	1:39.659	43.767	192	26.126	193	29.766	220	228	9	1:39.721	43.788	185	26.265	194	29.668	221	231
4	1:39.614	43.799	192	25.973	196	29.842	<b>224</b>	229	10	1:39.549	<b>43.568</b>	<b>190</b>	26.364	192	29.617	221	232
5	1:46.079	44.130	191	26.059	<b>197</b>	35.890	166	233	11	<b>1:39.250</b>	43.798	192	<b>25.871</b>	<b>194</b>	<b>29.581</b>	<b>223</b>	232
6	2:50.340	1:18.969	90	46.571	67	44.800	221	167	12		43.702	193	26.460	189			<b>234</b>



# ADAC Formel 4

## Sector List Race 3

Provisional



Circuit Zandvoort, Length: 4307m

Air temperature: 20.45°C

Track temperature: 22.31°C

Weather condition: Dry

Reg. Nr.: KNAF 0304.19.255

Sunday, August 11, 2019 17:10:00

Lap	Time	SE1	SP1	SE2	SP2	SE3	SP3	TSP	Lap	Time	SE1	SP1	SE2	SP2	SE3	SP3	TSP
<b>19</b>	David, FRA								<b>theoretical besttime: 1:39.413</b>								
1	1:52.006	55.323	187	26.492	189	30.191	220	186	9	1:40.228	44.167	190	26.297	191	29.764	221	230
2	1:43.301	45.307	186	27.333	190	30.661	218	227	10	1:39.984	44.091	190	26.144	192	29.749	221	231
3	1:40.262	44.203	191	26.236	189	29.823	218	228	11	1:39.777	43.940	191	<b>25.941</b>	<b>195</b>	29.896	221	<b>231</b>
4	<b>1:39.640</b>	44.032	191	25.980	189	<b>29.628</b>	220	228	12	1:40.425	<b>43.844</b>	<b>192</b>	26.218	193	30.363	221	231
5	1:47.642	45.178	187	26.208	191	36.256	136	230	13	1:56.711	44.395	146	28.584	140	43.732	126	230
6	2:48.368	1:17.847	92	46.270	64	44.251	<b>223</b>	129	14	2:47.106	1:06.436	102	41.722	105	58.948	159	156
7	1:41.691	44.949	190	26.852	192	29.890	221	231	15	2:32.310	1:03.596	113	43.364	60	45.350	219	149
8	1:40.272	43.947	191	26.172	191	30.153	221	230	16	1:41.375	44.505	190	26.410	195	30.460	221	228

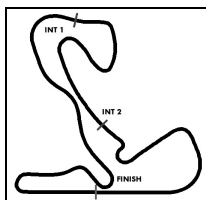
<b>21</b>	Pourchaire, FRA								<b>theoretical besttime: 1:38.957</b>								
1	1:49.451	52.589	187	26.426	194	30.436	217	175	9	<b>1:39.283</b>	<b>43.619</b>	<b>194</b>	25.767	197	29.897	222	231
2	1:39.681	44.014	191	25.931	192	29.736	218	225	10	1:39.461	43.691	193	26.147	194	<b>29.623</b>	<b>223</b>	232
3	1:40.870	43.900	190	25.858	191	31.112	<b>223</b>	228	11	1:39.385	43.815	193	25.871	197	29.699	222	231
4	1:39.410	44.064	192	<b>25.715</b>	196	29.631	221	231	12	1:39.827	44.026	191	25.927	194	29.874	220	232
5	1:46.299	43.894	191	25.873	195	36.532	161	231	13	1:59.131	44.219	190	29.569	124	45.343	137	229
6	2:52.854	1:19.807	92	46.865	70	46.182	222	153	14	2:47.336	1:07.466	105	40.469	96	59.401	141	139
7	1:40.880	45.110	192	25.804	<b>197</b>	29.966	222	<b>233</b>	15	2:34.374	1:04.570	98	42.428	60	47.376	221	176
8	1:39.863	43.741	192	26.370	194	29.752	220	231	16	1:41.036	44.685	191	26.032	197	30.319	221	233

<b>26</b>	Dürksen, PAR								<b>theoretical besttime: 1:39.853</b>								
1	1:49.997	52.788	185	26.885	190	30.324	218	181	4	<b>1:39.930</b>	<b>43.900</b>	<b>192</b>	26.199	195	<b>29.831</b>	<b>222</b>	<b>228</b>
2	1:40.520	44.423	190	26.258	192	29.839	<b>224</b>	228	5								228
3	1:40.764	44.495	189	<b>26.122</b>	193	30.147	221	224									

<b>28</b>	Ghiretti, FRA								<b>theoretical besttime: 1:39.109</b>								
1	1:48.792	52.056	187	26.317	190	30.419	215	171	9	<b>1:39.242</b>	43.746	192	<b>25.771</b>	<b>193</b>	29.725	219	225
2	1:39.822	44.191	191	25.819	191	29.812	218	225	10	1:39.326	<b>43.648</b>	<b>192</b>	25.891	194	29.787	220	229
3	1:40.689	44.059	191	26.099	<b>194</b>	30.531	217	227	11	1:39.403	43.655	192	26.058	192	<b>29.690</b>	<b>219</b>	229
4	1:39.431	43.842	191	25.839	192	29.750	218	226	12	1:39.468	43.767	191	25.930	193	29.771	219	229
5	1:45.184	43.913	191	25.803	192	35.468	170	228	13	1:58.307	43.771	192	29.615	125	44.921	148	229
6	2:54.104	1:20.189	99	47.413	68	46.502	220	156	14	2:46.319	1:08.099	106	39.580	110	58.640	142	141
7	1:39.853	44.101	189	25.942	193	29.810	219	229	15	2:37.276	1:05.532	117	43.293	63	48.451	223	159
8	1:39.732	43.837	191	25.985	193	29.910	218	225	16	1:40.041	44.237	190	25.827	193	29.977	220	<b>231</b>

<b>44</b>	Belov, RUS								<b>theoretical besttime: 1:38.993</b>								
1	1:48.198	51.778	185	26.137	191	30.283	217	172	9	1:39.537	44.109	191	25.842	192	29.586	221	232
2	1:39.975	44.187	190	25.809	192	29.979	219	226	10	1:39.242	43.740	191	<b>25.783</b>	<b>194</b>	29.719	221	230
3	1:41.659	44.238	191	26.228	191	31.193	220	229	11	1:39.560	43.768	191	26.036	193	29.756	221	232
4	<b>1:39.231</b>	43.883	190	25.822	193	<b>29.526</b>	222	227	12	1:39.271	<b>43.684</b>	<b>192</b>	25.884	194	29.703	221	231
5	1:45.708	43.948	191	25.869	193	35.891	174	232	13	1:58.486	43.932	192	29.396	128	45.158	142	232
6	2:53.567	1:19.861	95	47.270	69	46.436	221	156	14	2:46.658	1:07.977	102	40.190	103	58.491	149	146
7	1:39.643	44.161	189	25.793	<b>195</b>	29.689	<b>223</b>	232	15	2:36.972	1:05.131	109	43.297	61	48.544	217	148
8	1:39.777	44.109	190	25.960	194	29.708	222	<b>233</b>	16	1:41.169	44.875	191	26.102	194	30.192	219	227

<b>62</b>	Hauger, NOR								<b>theoretical besttime: 1:39.162</b>								
1	1:51.051	54.212	188	26.466	191	30.373	221	188	9	1:39.341	<b>43.722</b>	<b>192</b>	25.978	193	29.641	223	231
2	1:40.520	44.552	191	25.997	193	29.971	223	230	10	1:39.533	43.846	192	25.970	194	29.717	222	234
3	1:40.489	44.439	192	26.099	193	29.951	224	231	11	<b>1:39.271</b>	43.823	192	25.820	196	<b>29.628</b>	<b>224</b>	233
4	1:40.198	44.339	192	25.872	<b>197</b>	29.987	224	234	12	1:39.424	43.929	191	<b>25.812</b>	<b>196</b>	29.683	222	234
5	1:44.776	44.446	187	25.906	193	34.424	169	233	13	1:59.204	44.057	185	29.834	134	45.313	135	232
6	2:51.999	1:19.981	82	46.370	75	45.648	<b>225</b>	159	14	2:46.977	1:07.561	101	40.348	92	59.068	150	139
7	1:40.069	44.332	<b>192</b>	25.958	196	29.779	223	<b>235</b>	15	2:35.020	1:04.669	100	42.901	61	47.450	223	142
8	1:39.829	43.956	191	26.216	194	29.657	221	233	16	1:41.139	44.899	190	26.066	194	30.174	217	232



# ADAC Formel 4

## Top speed list Race 3

Provisional

Reg. Nr.: KNAF 0304.19.255

Sunday, August 11, 2019 17:10:00



Circuit Zandvoort, Length: 4307m

Air temperature: 20.45°C

Track temperature: 22.31°C

Weather condition: Dry

#	Name (NAT)	Team	Car name	Speed	Lap	Race time
62	Dennis Hauger (NOR)	Van Amersfoort Racing (NLD)	ADAC Formel 4	235.80	7	11:31.884
6	Ido Cohen (ISR)	Van Amersfoort Racing (NLD)	ADAC Formel 4	234.27	5	6:55.390
17	Arthur Leclerc (MCO)	US Racing - CHRS (DEU)	ADAC Formel 4	234.27	12	19:51.433
10	Oliver Rasmussen (DNK)	Prema Powerteam SRL (ITA)	ADAC Formel 4	233.76	4	5:14.296
21	Theo Pourchaire (FRA)	US Racing - CHRS (DEU)	ADAC Formel 4	233.26	7	11:31.447
44	Michael Belov (RUS)	R-ACE GP	ADAC Formel 4	233.26	8	13:10.853
11	Alessandro Famularo (VEN)	Prema Powerteam SRL (ITA)	ADAC Formel 4	232.25	10	16:35.465
7	Roman Stanek (CZE)	US Racing - CHRS (DEU)	ADAC Formel 4	231.75	3	3:35.985
19	Hadrien David (FRA)	R-ACE GP	ADAC Formel 4	231.75	11	18:16.294
8	Lucas Alleco Roy (MCO)	Van Amersfoort Racing (NLD)	ADAC Formel 4	231.26	2	1:54.666
4	Niklas Krütten (DEU)	Van Amersfoort Racing (NLD)	ADAC Formel 4	231.26	7	11:31.764
14	Gregoire Saucy (SUI)	R-ACE GP	ADAC Formel 4	231.26	12	19:47.960
28	Alessandro Ghiretti (FRA)	US Racing - CHRS (DEU)	ADAC Formel 4	231.26	16	28:49.840
2	Nico Göhler (DEU)	ADAC Berlin-Brandenburg e.V. (DEU)	ADAC Formel 4	230.76	8	13:16.855
26	Joshua Dürksen (PAR)	ADAC Berlin-Brandenburg e.V. (DEU)	ADAC Formel 4	228.81	4	5:14.205
15	Laszlo Toth (HUN)	R-ACE GP	ADAC Formel 4	227.84	9	14:57.366
16	Sebastian Estner (DEU)	Van Amersfoort Racing (NLD)	ADAC Formel 4	227.36	12	19:47.767
5	Gianluca Petecof (BRA)	Prema Powerteam SRL (ITA)	ADAC Formel 4	180.30	1	9.749
3	Paul Aron (EST)	Prema Powerteam SRL (ITA)	ADAC Formel 4	173.35	1	9.127