



ADAC TCR Germany



Result List Race 2

Provisional

Circuit Zandvoort, Length: 4307m

Air temperature: 20.73°C

Track temperature: 23.08°C

Weather condition: Dry

Reg. Nr.: KNAF 0304.19.255

Sunday, August 11, 2019 16:05:00

started : 15 classified : 13 not classified : 2

Nr.	Drivers	Team	Laps	Total Time	Gap	Kph	Lap	Time	Kph
Cl.	Car	Competitor							
1	53 M.Halder(DEU) Honda Civic FK7 TCR	Profi-Car Team Halder(DEU) Profi-Car Team Halder	16	29:19.300		141.4	5	1:48.901	142.3
2	13 A.Buri(FIN) Audi RS 3 LMS SEQ	LMS Racing(FIN) AS Motorsport	16	29:20.447	1.147	141.5	5	1:48.915	142.3
3	7 M.Halder(DEU) Honda Civic FK7 TCR	Profi-Car Team Honda ADAC Sachsen ADAC Sachsen e.V.	16	29:20.977	1.677	141.5	4	1:48.539	142.8
4	103 L.Arnold(DEU) Hyundai i30 N TCR	Hyundai Team Engstler 2(DEU) Hyundai Team Engstler	16	29:23.314	4.014	141.3	5	1:48.962	142.2
5	1 H.Proczyk(AUT) Hyundai i30 N TCR	HP Racing International(DEU) HP Racing International	16	29:25.412	6.112	141.2	4	1:48.173	143.3
6	6 B.Burns(GBR) Honda Civic FK7 TCR	Team Pyro Motorsport Bradley Burns	16	29:26.594	7.294	141.2	7	1:49.227	141.9
7	42 L.Niedertscheider(AUT) Hyundai i30 N TCR	HP Racing International(DEU) HP Racing International	16	29:26.816	7.516	141.2	11	1:49.164	142.0
8	22 J.Apotheloz(CHE) Honda Cupra TCR SEQ	TOPCAR Sport(CHE) TOPCAR Sport	16	29:30.099	10.799	140.9	10	1:49.466	141.6
9	19 M.Hesse(DEU) Hyundai i30 N TCR	Hyundai Team Engstler Hyundai Team Engstler	16	29:37.010	17.710	140.2	7	1:48.813	142.4
10	99 M.Sandberg(NLD) VW Golf GTI TCR SEQ	VW Team Oettinger VW Team Oettinger	16	29:38.207	18.907	140.3	7	1:49.940	141.0
11	8 R.Kircher(DEU) Honda Audi RS 3 LMS SEQ	Hella Pagid - Racing One Racing One	16	29:46.096	26.796	139.4	13	1:50.415	140.4
12	98 J.Seyffert(DEU) Honda Lada Vesta TCR	Lubner Motorsport(DEU) Lubner Motorsport	16	30:00.885	41.585	138.5	2	1:50.834	139.8
13	88 D.Fugel(DEU) Honda Civic FK7 TCR	Profi-Car Team Honda ADAC Sachsen ADAC Sachsen e.V.	15	31:10.063	1 LAP	123.9	6	1:48.924	142.3
Not classified									
	23 S.Steibel(DEU) VW Golf GTI TCR SEQ	Steibel Motorsport(DEU) Sebastian Steibel	11	20:58.558	5LAPS	136.2	4	1:50.295	140.5
	29 M.Cheah Min Jie(MYS) Honda VW Golf GTI TCR SEQ	VW Team Oettinger VW Team Oettinger	9	17:13.065	7LAPS	135.8	4	1:49.075	142.1
Did not start									
	27 T.Coicaud(FRA) Hyundai i30 N TCR	Hyundai Team Engstler Hyundai Team Engstler							

Fastest lap of the race. Car 1 driver Harald Proczyk on lap 4. Time 1:48.173, average speed 143.3 km/h.

Subject to final scrutineering!		
Publication time:	Clerk of the Course: Bobbe Veldkamp	Timekeeper: Steffen Ruhl

ver: 1.0

www.adac.de/motorsport

Page 1/ 1 printed: 11.8.2019 16:51





ADAC TCR Germany



Class Result List Race 2

Provisional

Circuit Zandvoort, Length: 4307m

Air temperature: 20.73°C

Track temperature: 23.08°C

Weather condition: Dry

Reg. Nr.: KNAF 0304.19.255

Sunday, August 11, 2019 16:05:00

started : 15 classified : 13 not classified : 2

Nr. Drivers Car	Team Competitor	Laps	Total Time	Gap	Kph	Lap	Time	Kph
--------------------	--------------------	------	------------	-----	-----	-----	------	-----

CLASS: Honda JC

Started: 6 Classified: 5 Not Classified: 1

1	53 M.Halder(DEU) Honda Civic FK7 TCR	Profi-Car Team Halder(DEU) Profi-Car Team Halder	16	29:19.300		141.4	5	1:48.901	142.3
2	6 B.Burns(GBR) Honda Civic FK7 TCR	Team Pyro Motorsport Bradley Burns	16	29:26.594	7.294	141.2	7	1:49.227	141.9
3	22 J.Apotheloz(CHE) Cupra TCR SEQ	TOPCAR Sport(CHE) TOPCAR Sport	16	29:30.099	10.799	140.9	10	1:49.466	141.6
4	8 R.Kircher(DEU) Audi RS 3 LMS SEQ	Hella Pagid - Racing One Racing One	16	29:46.096	26.796	139.4	13	1:50.415	140.4
5	98 J.Seyffert(DEU) Lada Vesta TCR	Lubner Motorsport(DEU) Lubner Motorsport	16	30:00.885	41.585	138.5	2	1:50.834	139.8

Not classified

29	M.Cheah Min Jie(MYS) VW Golf GTI TCR SEQ	VW Team Oettinger VW Team Oettinger	9	17:13.065	7LAPS	135.8	4	1:49.075	142.1
----	---	--	---	-----------	-------	-------	---	----------	-------

Fastest lap of the class. Car 53 driver Michelle Halder on lap 5. Time 1:48.901, average speed 142.3 km/h.

CLASS: Guest

Started: 1 Classified: 1 Not Classified: 0

1	103 L.Arnold(DEU) Hyundai i30 N TCR	Hyundai Team Engstler 2(DEU) Hyundai Team Engstler	16	29:23.314		141.3	5	1:48.962	142.2
---	--	---	----	-----------	--	-------	---	----------	-------

Fastest lap of the class. Car 103 driver Lance David Arnold on lap 5. Time 1:48.962, average speed 142.2 km/h.

Subject to final scrutineering!

Publication time:

Clerk of the Course: Bobbe Veldkamp

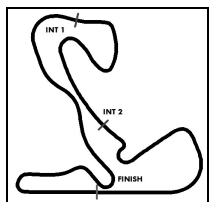
Timekeeper: Steffen Ruhl

ver: 1.0

www.adac.de/motorsport

Page 1/ 1 printed: 11.8.2019 16:51





ADAC TCR Germany



Sector List Race 2

Provisional

Circuit Zandvoort, Length: 4307m

Air temperature: 20.73°C

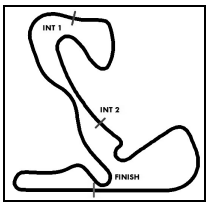
Track temperature: 23.08°C

Weather condition: Dry

Reg. Nr.: KNAF 0304.19.255

Sunday, August 11, 2019 16:05:00

Lap	Time	SE1	SP1	SE2	SP2	SE3	SP3	TSP	Lap	Time	SE1	SP1	SE2	SP2	SE3	SP3	TSP
22 Apotheloz, CHE									theoretical besttime: 1:49.295								
1	2:00.460	58.094	177	28.993	188	33.373	218	178	9	1:49.920	48.040	176	28.931	189	32.949	217	231
2	1:50.506	48.372	177	29.026	187	33.108	218	230	10	1:49.466	48.102	177	28.937	189	32.427	218	230
3	1:52.019	48.714	176	29.691	184	33.614	219	226	11	1:49.504	48.091	178	28.994	187	32.419	219	231
4	1:49.523	48.001	178	28.875	190	32.647	218	230	12	1:49.644	48.063	178	28.913	188	32.668	218	232
5	1:49.722	48.171	177	28.914	190	32.637	220	231	13	1:49.553	48.100	177	28.926	188	32.527	218	230
6	1:49.853	48.184	177	29.038	189	32.631	218	231	14	1:50.155	48.078	178	29.070	187	33.007	217	230
7	1:49.584	48.046	177	28.883	189	32.655	218	231	15	1:50.813	48.504	161	29.569	187	32.740	218	230
8	1:49.480	48.013	178	28.984	188	32.483	219	231	16	1:49.897	48.116	177	29.031	188	32.750	217	231
23 Steibel, DEU									theoretical besttime: 1:49.900								
1	2:00.792	58.475	175	29.047	185	33.270	217	179	7	1:51.302	49.007	176	29.360	185	32.935	216	225
2	1:50.461	48.380	175	28.893	182	33.188	219	229	8	1:51.236	48.894	174	29.466	187	32.876	215	228
3	1:52.056	48.789	174	29.505	184	33.762	217	225	9	1:51.045	48.774	174	29.279	187	32.992	215	226
4	1:50.295	48.636	176	29.032	187	32.627	217	227	10	1:51.076	48.629	175	29.462	185	32.985	215	228
5	1:50.981	48.664	171	29.184	187	33.133	215	227	11	2:18.221	52.925	159	35.727	137	49.569	50	225
6	1:51.093	49.075	175	29.235	187	32.783	217	218	12								
29 Cheah Min Jie, MYS									theoretical besttime: 1:48.785								
1	2:00.199	57.449	176	29.758	190	32.992	218	175	6	1:49.375	47.949	174	28.814	188	32.612	217	231
2	1:50.251	48.108	177	28.853	191	33.290	217	230	7	1:49.323	47.877	177	28.692	188	32.754	217	230
3	1:51.172	48.533	175	29.983	188	32.656	219	228	8	1:49.529	47.988	177	29.001	188	32.540	218	228
4	1:49.075	47.560	176	28.685	190	32.830	215	232	9	2:24.810	47.970	175	30.834	187	1:06.006	47	230
5	1:49.331	48.036	176	28.725	189	32.570	218	229									
42 Niedertscheider, AUT									theoretical besttime: 1:48.906								
1	1:59.781	57.737	174	29.102	191	32.942	218	178	9	1:49.619	48.008	177	29.218	187	32.393	221	230
2	1:50.977	48.760	174	28.951	189	33.266	219	222	10	1:49.261	48.083	176	28.752	188	32.426	219	229
3	1:51.608	48.700	174	29.733	179	33.175	219	224	11	1:49.164	47.979	177	28.644	185	32.541	219	227
4	1:49.404	48.214	174	28.732	188	32.458	220	227	12	1:49.726	48.194	176	29.175	187	32.357	219	230
5	1:49.850	48.550	172	28.700	187	32.600	220	227	13	1:49.364	48.025	176	28.853	188	32.486	218	229
6	1:49.359	47.905	175	28.866	187	32.588	218	229	14	1:49.627	48.105	176	28.858	189	32.664	218	229
7	1:49.253	47.972	178	28.756	188	32.525	220	228	15	1:50.655	48.599	175	29.364	186	32.692	221	226
8	1:49.291	48.102	176	28.727	188	32.462	220	231	16	1:49.877	48.232	176	29.012	190	32.633	219	228
53 Halder, DEU									theoretical besttime: 1:48.668								
1	1:55.464	54.747	176	28.407	186	32.310	214	159	9	1:49.342	48.232	178	28.831	186	32.279	215	225
2	1:49.268	48.128	177	28.653	185	32.487	215	223	10	1:49.442	48.151	177	28.948	187	32.343	216	225
3	1:49.261	48.140	174	28.709	185	32.412	214	225	11	1:49.890	48.347	177	29.038	186	32.505	215	224
4	1:49.456	48.135	176	28.863	186	32.458	215	225	12	1:49.767	48.514	176	28.895	186	32.358	215	223
5	1:48.901	48.024	177	28.542	186	32.335	215	226	13	1:49.883	48.221	176	29.085	187	32.577	214	224
6	1:49.041	47.982	178	28.681	186	32.378	215	226	14	1:49.903	48.221	177	29.154	186	32.528	215	225
7	1:49.359	48.154	178	28.824	185	32.381	215	224	15	1:50.677	48.625	174	29.512	185	32.540	215	221
8	1:49.219	48.127	178	28.676	186	32.416	215	223	16	1:50.427	48.514	176	29.220	186	32.693	206	223
88 Fugel, DEU									theoretical besttime: 1:48.623								
1	1:58.731	56.506	175	29.614	187	32.611	215	171	9	1:49.460	48.144	175	28.752	185	32.564	215	226
2	1:50.807	48.573	176	29.090	186	33.144	217	226	10	2:00.516	48.343	174	28.937	186	43.236	46	225
3	1:49.118	48.258	176	28.672	185	32.188	217	229	11	4:35.025	3:33.500	173	28.675	184	32.850	210	
4	1:49.141	48.124	177	28.727	187	32.290	217	226	12	1:54.541	49.131	170	30.585	168	34.825	211	220
5	1:48.996	48.140	175	28.794	186	32.062	217	227	13	1:59.584	53.534	165	31.040	166	35.010	210	204
6	1:48.924	47.919	176	28.759	185	32.246	217	227	14	1:57.738	52.403	166	30.703	167	34.632	209	206
7	1:51.507	47.889	177	28.688	186	34.930	212	227	15	2:05.557	54.167	154	32.540	151	38.850	186	219
8	1:50.418	48.537	175	28.792	186	33.089	215	220									



ADAC TCR Germany

Sector List Race 2



Provisional

Circuit Zandvoort, Length: 4307m

Air temperature: 20.73°C

Track temperature: 23.08°C

Weather condition: Dry

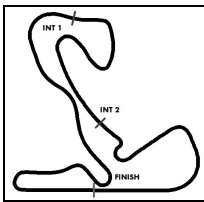
Reg. Nr.: KNAF 0304.19.255

Sunday, August 11, 2019 16:05:00

Lap	Time	SE1	SP1	SE2	SP2	SE3	SP3	TSP	Lap	Time	SE1	SP1	SE2	SP2	SE3	SP3	TSP
98	Seyffert, DEU								theoretical besttime: 1:50.514								
1	2:01.784	59.614	176	29.109	186	33.061	212	167	9	1:51.501	48.816	175	29.409	182	33.276	211	225
2	1:50.834	49.033	176	28.929	184	32.872	214	224	10	1:51.987	49.244	174	29.481	182	33.262	213	222
3	1:52.002	48.713	175	29.449	181	33.840	214	226	11	1:52.571	49.006	173	30.309	181	33.256	211	224
4	1:51.446	48.942	174	29.459	184	33.045	212	226	12	1:52.181	49.475	174	29.557	182	33.149	213	221
5	1:51.312	49.023	173	29.258	182	33.031	213	225	13	1:51.546	49.052	175	29.434	181	33.060	212	225
6	1:51.389	49.020	175	29.416	182	32.953	214	225	14	1:52.939	49.808	175	29.613	182	33.518	212	225
7	1:51.960	48.960	176	29.742	182	33.258	213	225	15	1:52.505	49.502	174	29.680	182	33.323	212	224
8	1:51.268	48.741	175	29.439	182	33.088	212	224	16	1:53.660	50.349	174	29.982	181	33.329	212	223

99	Sandberg, NLD								theoretical besttime: 1:49.654								
1	2:01.148	59.055	175	28.915	188	33.178	217	175	9	1:50.021	48.282	176	29.090	187	32.649	216	228
2	1:50.538	48.624	175	28.762	188	33.152	217	229	10	1:50.050	48.293	176	29.090	187	32.667	217	227
3	1:52.224	48.646	174	29.522	186	34.056	215	229	11	1:50.031	48.517	176	28.848	187	32.666	215	229
4	1:50.152	48.556	175	28.858	188	32.738	217	228	12	1:50.474	48.536	175	29.006	188	32.932	215	226
5	1:50.722	48.433	171	29.209	186	33.080	217	228	13	1:50.211	48.532	175	29.069	187	32.610	215	228
6	1:50.321	48.502	175	28.965	187	32.854	215	230	14	1:50.771	48.419	176	29.123	184	33.229	215	227
7	1:49.940	48.328	176	28.881	187	32.731	216	227	15	1:50.598	48.470	172	29.228	185	32.900	216	227
8	1:49.949	48.312	176	28.891	186	32.746	215	228	16	1:51.057	48.327	174	29.339	188	33.391	212	227

103	Arnold, DEU								theoretical besttime: 1:48.805								
1	1:57.551	56.002	170	28.931	187	32.618	217	161	9	1:50.650	48.061	174	29.725	184	32.864	217	225
2	1:49.316	47.979	174	28.777	185	32.560	216	222	10	1:49.576	48.085	173	28.868	189	32.623	217	225
3	1:49.371	48.029	174	28.752	181	32.590	215	226	11	1:49.601	48.186	174	28.915	188	32.500	217	224
4	1:49.099	47.876	174	28.824	188	32.399	217	228	12	1:49.466	48.104	175	28.955	188	32.407	218	226
5	1:48.962	48.033	174	28.677	188	32.252	217	228	13	1:49.518	48.020	174	28.992	188	32.506	218	228
6	1:49.070	47.929	176	28.806	187	32.335	218	228	14	1:50.436	48.439	173	29.422	187	32.575	217	225
7	1:49.337	47.955	174	29.005	188	32.377	219	228	15	1:51.255	48.545	172	29.542	187	33.168	217	222
8	1:49.381	47.988	174	28.975	188	32.418	217	230	16	1:50.725	48.699	174	29.427	188	32.599	205	223



ADAC TCR Germany

Top speed list Race 2

Provisional

Reg. Nr.: KNAF 0304.19.255

Sunday, August 11, 2019 16:05:00



Circuit Zandvoort, Length: 4307m

Air temperature: 20.73°C

Track temperature: 23.08°C

Weather condition: Dry

#	Name (NAT)	Team	Car name	Speed	Lap	Race time
8	Rene Kircher (DEU)	Hella Pagid - Racing One	Audi RS 3 LMS SEQ	233.26	8	13:10.380
1	Harald Proczyk (AUT)	HP Racing International (DEU)	Hyundai i30 N TCR	232.75	7	11:09.812
29	Mitchell Cheah Min Jie (MYS)	VW Team Oettinger	VW Golf GTI TCR SEQ	232.25	4	5:44.533
13	Antti Buri (FIN)	LMS Racing (FIN)	Audi RS 3 LMS SEQ	232.25	10	16:34.021
22	Julien Apotheloz (CHE)	TOPCAR Sport (CHE)	Cupra TCR SEQ	232.25	12	20:22.945
6	Bradley Burns (GBR)	Team Pyro Motorsport	Honda Civic FK7 TCR	231.75	2	2:02.380
19	Max Hesse (DEU)	Hyundai Team Engstler	Hyundai i30 N TCR	231.26	7	11:09.413
42	Lukas Niedertscheider (AUT)	HP Racing International (DEU)	Hyundai i30 N TCR	231.26	8	13:03.134
7	Mike Halder (DEU)	Profi-Car Team Honda ADAC Sachsen	Honda Civic FK7 TCR	230.76	5	7:29.294
99	Maurits Sandberg (NLD)	VW Team Oettinger	VW Golf GTI TCR SEQ	230.76	6	9:27.703
103	Lance David Arnold (DEU)	Hyundai Team Engstler 2 (DEU)	Hyundai i30 N TCR	230.27	8	12:55.612
23	Sebastian Steibel (DEU)	Steibel Motorsport (DEU)	VW Golf GTI TCR SEQ	229.29	2	2:03.723
88	Dominik Fugel (DEU)	Profi-Car Team Honda ADAC Sachsen	Honda Civic FK7 TCR	229.29	3	3:52.488
98	Jan Seyffert (DEU)	Lubner Motorsport (DEU)	Lada Vesta TCR	226.89	3	3:55.595
53	Michelle Halder (DEU)	Profi-Car Team Halder (DEU)	Honda Civic FK7 TCR	226.41	5	7:26.430