



ADAC GT4 Germany

Result List Race 2



Provisional

Circuit Zandvoort, Length: 4307m

Air temperature: 21.11°C

Track temperature: 23.54°C

Weather condition: Dry

Reg. Nr.: KNAF 0304.19.255

Sunday, August 11, 2019 14:40:00

started : 22 classified : 22 not classified : 0

Nr.	Drivers	Team	Laps	Total Time	Gap	Kph	Lap	Time	Kph
Cl.	Car	Competitor							
1	24 M.Siljehaug(NOR)/E.Angermayr(AUT) J KTM X-Bow GT4	Felbermayr Reiter(DEU) Felbermayr Reiter	33	1:01:57.190		137.9	29	1:47.673	144.0
2	99 H.Owega(DEU)/J.Owega(DEU) J Mercedes-AMG GT4	GetSpeed Performance GetSpeed Performance	33	1:01:59.414	2.224	137.6	2	1:47.312	144.4
3	6 M.Lungstrass(DEU)/M.Beckhusen(DEU) J Audi R8 LMS GT4	Racing One(DEU) Racing One	33	1:02:18.516	21.326	137.2	7	1:48.793	142.5
4	2 M.Schrey(DEU)/T.Jäger(AUT) BMW M4 GT4	Hofor Racing by Bonk Motorsport Hofor Racing by Bonk Motorsport	33	1:02:24.929	27.739	136.7	3	1:48.548	142.8
5	7 M.Zug(DEU)/G.Piana(ITA) J BMW M4 GT4	RN Vision STS(DEU) RN Vision STS	33	1:02:25.150	27.960	136.8	7	1:48.058	143.4
6	48 L.Trefz(DEU)/M.Haber(AUS) J Mercedes-AMG GT4	Leipert Motorsport Leipert Motorsport	33	1:02:25.565	28.375	136.8	4	1:48.884	142.4
7	33 M.Benyahia(MAR)/C.Fagg(GBR) J McLaren 570s GT4	Team GT Team GT	33	1:02:37.408	40.218	136.4	4	1:49.251	141.9
8	94 A.Valente(CHE)/F.von der Laden(DEU) McLaren 570s GT4	Team GT Team GT	33	1:02:39.009	41.819	136.3	3	1:49.174	142.0
9	3 M.Fischer(AUT)/C.Hürtgen(DEU) BMW M4 GT4	Hofor Racing by Bonk Motorsport Hofor Racing by Bonk Motorsport	33	1:02:42.060	44.870	136.1	3	1:48.901	142.3
10	59 F.Martin-Dye(GBR)/T.Krebs(DNK) McLaren 570s GT4	Dörr Motorsport Dörr Motorsport	33	1:02:47.336	50.146	136.1	3	1:49.671	141.3
11	14 S.Grotstollen(DEU)/G.Braun(DEU) T BMW M4 GT4	MRS Besagroup Racing MRS Besagroup Racing	33	1:02:47.929	50.739	136.1	3	1:49.614	141.4
12	23 L.Kraihamer(AUT)/R.Kofler(AUT) KTM X-Bow GT4	True Racing True Racing	33	1:02:48.386	51.196	137.0	6	1:48.681	142.6
13	69 P.Dörr(DEU)/D.Trebing(USA) J McLaren 570s GT4	Dörr Motorsport Dörr Motorsport	33	1:02:48.512	51.322	136.1	4	1:49.299	141.8
14	5 N.Rindlisbacher(CHE)/P.Stalidzane(DEU) J Audi R8 LMS GT4	Racing One(DEU) Racing One	33	1:03:09.558	1:12.368	135.2	3	1:49.579	141.4
15	11 O.Mayer(DEU)/J.Springob(DEU) J Mercedes-AMG GT4	Bremotion Bremotion	33	1:03:22.033	1:24.843	134.8	7	1:49.087	142.1
16	17 H.Hadergasser(DEU)/H.Still(DEU) T Porsche Cayman GT4	KÜS TEAM75 Bernhard(DEU) KÜS TEAM75 Bernhard	33	1:03:23.720	1:26.530	134.5	4	1:47.816	143.8
17	66 F.Dziwok(POL)/F.Leib(DEU) T Porsche Cayman GT4	HP Racing International(DEU) HP Racing International	33	1:03:39.762	1:42.572	134.2	6	1:50.946	139.7
18	55 C.Danner(DEU)/B.Laber(DEU) T McLaren 570s GT4	Team GT Team GT	33	1:03:48.863	1:51.673	133.9	28	1:50.579	140.2
19	36 M.Suabo(DEU)/M.Lauck(DEU) T Mercedes-AMG GT4	Schütz Motorsport(DEU) Schütz Motorsport	33	1:03:53.971	1:56.781	134.5	3	1:48.470	142.9
20	15 F.Kovac(CRO)/T.Tekaatt(DEU) T BMW M4 GT4	MRS Besagroup Racing MRS Besagroup Racing	33	1:03:57.778	2:00.588	133.3	2	1:48.473	142.9
21	18 D.Griessner(AUT)/A.Rabindra(IND) Aston Martin Vantage AMR GT4	PROpeak Performance PROpeak Performance	31	58:48.588	2LAPS	136.4	18	1:48.720	142.6
22	21 C.Schöll(AUT)/G.van Parijs(BEL) Porsche Cayman GT4	Team Allied-Racing(DEU) Team Allied-Racing	30	57:12.445	3LAPS	135.7	4	1:48.526	142.8

Fastest lap of the race. Car 99 driver Jusuf Owega on lap 2. Time 1:47.312, average speed 144.4 km/h.

Following race director decision drive through penalty imposed after race 2 (30 seconds added to elapsed race time) for car no. 36, 23

Subject to final scrutineering!		
Publication time:	Clerk of the Course: Bobbe Veldkamp	Timekeeper: Steffen Ruhl



ADAC GT4 Germany

Class Result List Race 2



Provisional

Circuit Zandvoort, Length: 4307m

Air temperature: 21.11°C

Track temperature: 23.54°C

Weather condition: Dry

Reg. Nr.: KNAF 0304.19.255

Sunday, August 11, 2019 14:40:00

started : 22 classified : 22 not classified : 0

Nr. Drivers	Team	Laps	Total Time	Gap	Kph	Lap	Time	Kph
Car	Competitor							

CLASS: Junior

Started: 9	Classified: 9	Not Classified: 0							
1 24 M.Siljehaug(NOR)/E.Angermayr(AUT) KTM X-Bow GT4	Felbermayr Reiter(DEU) Felbermayr Reiter		33	1:01:57.190		137.9	29	1:47.673	144.0
2 99 H.Owega(DEU)/J.Owega(DEU) Mercedes-AMG GT4	GetSpeed Performance GetSpeed Performance		33	1:01:59.414	2.224	137.6	2	1:47.312	144.4
3 6 M.Lungstrass(DEU)/M.Beckhusen(DEU) Audi R8 LMS GT4	Racing One(DEU) Racing One		33	1:02:18.516	21.326	137.2	7	1:48.793	142.5
4 7 M.Zug(DEU)/G.Piana(ITA) BMW M4 GT4	RN Vision STS(DEU) RN Vision STS		33	1:02:25.150	27.960	136.8	7	1:48.058	143.4
5 48 L.Trefz(DEU)/M.Haber(AUS) Mercedes-AMG GT4	Leipert Motorsport Leipert Motorsport		33	1:02:25.565	28.375	136.8	4	1:48.884	142.4
6 33 M.Benyahia(MAR)/C.Fagg(GBR) McLaren 570s GT4	Team GT Team GT		33	1:02:37.408	40.218	136.4	4	1:49.251	141.9
7 69 P.Dörr(DEU)/D.Trebing(USA) McLaren 570s GT4	Dörr Motorsport Dörr Motorsport		33	1:02:48.512	51.322	136.1	4	1:49.299	141.8
8 5 N.Rindlisbacher(CHE)/P.Stalidzane(DEU) Audi R8 LMS GT4	Racing One(DEU) Racing One		33	1:03:09.558	1:12.368	135.2	3	1:49.579	141.4
9 11 O.Mayer(DEU)/J.Springob(DEU) Mercedes-AMG GT4	Bremotion Bremotion		33	1:03:22.033	1:24.843	134.8	7	1:49.087	142.1

Fastest lap of the class. Car 99 driver Jusuf Owega on lap 2. Time 1:47.312, average speed 144.4 km/h.

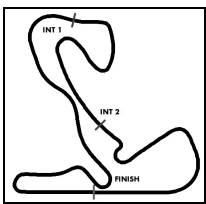
CLASS: Trophy

Started: 8	Classified: 8	Not Classified: 0							
1 6 M.Lungstrass(DEU)/M.Beckhusen(DEU) Audi R8 LMS GT4	Racing One(DEU) Racing One		33	1:02:18.516		137.2	7	1:48.793	142.5
2 14 S.Grotstollen(DEU)/G.Braun(DEU) BMW M4 GT4	MRS Besagroup Racing MRS Besagroup Racing		33	1:02:47.929	29.413	136.1	3	1:49.614	141.4
3 11 O.Mayer(DEU)/J.Springob(DEU) Mercedes-AMG GT4	Bremotion Bremotion		33	1:03:22.033	1:03.517	134.8	7	1:49.087	142.1
4 17 H.Hadegasser(DEU)/H.Still(DEU) Porsche Cayman GT4	KÜS TEAM75 Bernhard(DEU) KÜS TEAM75 Bernhard		33	1:03:23.720	1:05.204	134.5	4	1:47.816	143.8
5 66 F.Dziwok(POL)/F.Leib(DEU) Porsche Cayman GT4	HP Racing International(DEU) HP Racing International		33	1:03:39.762	1:21.246	134.2	6	1:50.946	139.7
6 55 C.Danner(DEU)/B.Laber(DEU) McLaren 570s GT4	Team GT Team GT		33	1:03:48.863	1:30.347	133.9	28	1:50.579	140.2
7 36 M.Suabo(DEU)/M.Lauck(DEU) Mercedes-AMG GT4	Schütz Motorsport(DEU) Schütz Motorsport		33	1:03:53.971	1:35.455	134.5	3	1:48.470	142.9
8 15 F.Kovac(CRO)/T.Tekaatt(DEU) BMW M4 GT4	MRS Besagroup Racing MRS Besagroup Racing		33	1:03:57.778	1:39.262	133.3	2	1:48.473	142.9

Fastest lap of the class. Car 17 driver Hendrik Still on lap 4. Time 1:47.816, average speed 143.8 km/h.

Following race director decision drive through penalty imposed after race 2 (30 seconds added to elapsed race time) for car no. 36, 23

Subject to final scrutineering!		
Publication time:	Clerk of the Course: Bobbe Veldkamp	Timekeeper: Steffen Ruhl



ADAC GT4 Germany

Sector List Race 2

Provisional



Circuit Zandvoort, Length: 4307m

Air temperature: 21.11°C

Track temperature: 23.54°C

Weather condition: Dry

Reg. Nr.: KNAF 0304.19.255

Sunday, August 11, 2019 14:40:00

Lap	Time	SE1	SP1	SE2	SP2	SE3	SP3	TSP	Lap	Time	SE1	SP1	SE2	SP2	SE3	SP3	TSP
2 Schrey, DEU / Jäger, AUT									theoretical besttime: 1:48.377								
1	1:57.481	55.611	176	28.984	191	32.886	221	210	18	1:50.353	48.121	177	29.140	193	33.092	219	236
2	1:48.878	47.933	177	28.656	191	32.289	221	238	19	1:50.348	48.381	177	29.271	193	32.696	223	234
3	1:48.548	47.703	177	28.615	193	32.230	223	238	20	1:49.761	48.169	177	28.982	193	32.610	223	235
4	1:49.506	47.618	177	29.165	194	32.723	222	238	21	1:50.612	48.893	175	29.066	193	32.653	221	233
5	1:49.260	47.988	176	28.830	193	32.442	223	237	22	1:50.129	48.520	176	29.030	192	32.579	221	236
6	1:48.966	47.801	175	28.594	194	32.571	221	239	23	1:50.396	48.508	177	29.115	192	32.773	221	234
7	1:48.905	47.917	176	28.529	194	32.459	222	237	24	1:50.201	48.548	177	29.082	192	32.571	222	236
8	1:50.080	48.066	167	29.397	191	32.617	222	238	25	1:50.711	48.429	177	29.456	192	32.826	223	237
9	1:49.195	47.732	177	28.786	192	32.677	221	238	26	1:50.166	48.417	176	28.953	193	32.796	222	238
10	1:49.213	47.851	175	28.792	192	32.570	221	237	27	1:50.392	48.272	177	29.172	192	32.948	221	237
11	1:49.070	47.718	177	28.782	192	32.570	223	237	28	1:50.705	48.478	178	29.252	191	32.975	222	236
12	1:50.082	47.737	176	29.346	175	32.999	221	238	29	1:50.963	48.666	176	29.351	192	32.946	221	236
13	1:49.520	48.100	176	28.873	194	32.547	221	235	30	1:58.155	48.594	176	29.430	191	40.131	219	236
14	1:57.456	48.016	172	28.918	193	40.522	57	235	31	1:51.651	49.274	175	29.264	193	33.113	221	210
15	3:18.481	2:16.868	177	29.081	192	32.532	221		32	1:53.607	50.514	174	29.660	192	33.433	221	234
16	1:49.465	47.908	178	28.980	191	32.577	221	236	33	1:53.103	50.127	170	29.472	193	33.504	220	235
17	1:49.570	48.238	171	28.865	192	32.467	222	236									

Lap	Time	SE1	SP1	SE2	SP2	SE3	SP3	TSP	Lap	Time	SE1	SP1	SE2	SP2	SE3	SP3	TSP
3 Fischer, AUT / Hürtgen, DEU									theoretical besttime: 1:48.708								
1	1:58.245	56.454	175	28.697	190	33.094	223	198	18	3:19.808	2:17.734	174	29.289	190	32.785	220	
2	1:49.018	48.108	175	28.543	192	32.367	222	235	19	1:52.214	49.458	173	29.540	191	33.216	219	234
3	1:48.901	48.034	176	28.592	192	32.275	223	233	20	1:51.392	48.632	175	29.508	192	33.252	221	235
4	1:49.056	47.895	177	28.684	193	32.477	223	232	21	1:50.921	48.614	175	29.335	192	32.972	220	236
5	1:49.462	48.271	176	28.752	193	32.439	223	230	22	1:51.692	48.556	175	29.525	191	33.611	222	235
6	1:50.547	48.054	177	29.926	192	32.567	221	225	23	1:51.024	48.738	174	29.349	192	32.937	221	233
7	1:49.654	48.055	175	28.781	192	32.818	222	236	24	1:51.554	48.729	176	29.845	191	32.980	219	235
8	1:49.033	47.890	174	28.837	191	32.306	221	235	25	1:51.556	48.772	174	29.695	193	33.089	221	234
9	1:49.445	48.064	175	28.843	191	32.538	221	235	26	1:51.575	49.306	175	29.159	192	33.110	221	235
10	1:49.323	48.068	176	28.780	192	32.475	222	236	27	1:51.086	48.784	173	29.268	190	33.034	219	234
11	1:49.646	47.974	175	28.901	193	32.771	223	235	28	1:52.408	48.887	174	29.880	191	33.641	221	234
12	1:49.690	48.074	176	28.971	192	32.645	221	235	29	1:53.678	49.228	170	29.726	193	34.724	217	234
13	1:49.799	48.179	175	28.947	194	32.673	222	233	30	1:52.410	49.434	174	29.637	191	33.339	219	229
14	1:50.072	48.635	175	28.879	192	32.558	220	231	31	1:52.510	49.394	172	29.522	192	33.594	218	233
15	1:51.884	50.134	174	29.080	192	32.670	220	234	32	1:53.871	50.538	173	29.773	191	33.560	218	233
16	1:49.815	48.268	175	28.908	191	32.639	222	231	33	1:53.901	50.620	171	29.822	191	33.459	220	232
17	1:56.870	48.129	175	28.913	192	39.828	55	234									

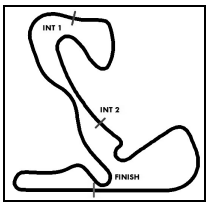
Lap	Time	SE1	SP1	SE2	SP2	SE3	SP3	TSP	Lap	Time	SE1	SP1	SE2	SP2	SE3	SP3	TSP
5 Rindlisbacher, CHE / Stalidzane, DEU									theoretical besttime: 1:49.022								
1	2:02.293	58.958	171	29.573	189	33.762	217	193	18	1:50.418	48.381	175	29.108	191	32.929	218	231
2	1:50.388	48.532	175	28.580	191	33.276	217	226	19	1:49.869	48.141	176	28.810	190	32.918	220	232
3	1:49.579	48.165	175	28.688	190	32.726	219	231	20	1:50.964	48.250	175	29.048	191	33.666	212	235
4	1:49.986	47.716	178	28.670	192	33.600	220	234	21	1:52.238	48.807	175	29.130	191	34.301	217	227
5	1:50.607	48.542	175	29.156	191	32.909	218	235	22	1:52.257	48.876	174	29.545	190	33.836	216	230
6	1:50.550	48.508	176	28.953	189	33.089	220	234	23	1:51.342	48.518	175	29.100	189	33.724	215	229
7	1:52.274	48.332	176	28.967	190	34.975	218	235	24	1:50.870	48.550	176	28.929	190	33.391	217	230
8	1:51.248	48.977	174	28.900	191	33.371	217	229	25	1:51.274	48.720	174	28.980	189	33.574	217	231
9	1:51.188	49.184	175	28.984	190	33.020	220	231	26	1:51.599	48.806	174	29.158	190	33.635	215	230
10	1:50.497	48.434	175	29.107	190	32.956	217	234	27	1:52.076	49.083	173	29.273	189	33.720	215	229
11	1:50.677	48.503	176	29.081	189	33.093	219	233	28	1:52.916	49.207	176	29.501	178	34.208	215	229
12	1:50.638	48.508	175	29.129	191	33.001	218	233	29	1:52.742	49.430	174	29.425	188	33.887	212	228
13	1:50.959	48.543	176	29.195	189	33.221	217	233	30	1:52.004	48.935	174	29.214	189	33.855	215	227
14	2:01.305	48.933	167	29.442	189	42.930	56	232	31	1:52.068	49.101	173	29.198	189	33.769	211	229
15	3:22.434	2:19.803	172	29.102	188	33.529	216		32	1:54.224	50.702	171	29.430	187	34.092	214	227
16	1:52.222	49.679	175	28.977	189	33.566	213	231	33	1:55.361	50.812	169	30.141	185	34.408	183	226
17	1:50.491	48.522	175	28.670	191	33.299	217	227									

Lap	Time	SE1	SP1	SE2	SP2	SE3	SP3	TSP	Lap	Time	SE1	SP1	SE2	SP2	SE3	SP3	TSP
6 Lungstrass, DEU / Beckhusen, DEU									theoretical besttime: 1:48.517								
1	2:02.576	59.467	175	29.445	192	33.664	221	208	18	1:49.846	48.405	174	28.583	190	32.858	217	231
2	1:50.330	48.512	175	28.651	190	33.167	219	231	19	1:49.360	47.931	173	28.825	189	32.604	219	231
3	1:49.736	48.305	176	28.751	191	32.680	221	232	20	1:48.823	47.725	171	28.595	190	32.503	221	233
4	1:49.723	47.666	178	28.760	193	33.297	222	236	21	1:48.942	47.666	174	28.586	191	32.690	223	235
5	1:49.663	47.672	172	29.379	191	32.612	222	237	22	1:50.075	48.199	173	28.589	192	33.287	220	236

ver: 1.0

www.adac.de/motorsport

Page 1/7 printed: 11.8.2019 15:52



ADAC GT4 Germany

Sector List Race 2



Provisional

Reg. Nr.: KNAF 0304.19.255

Sunday, August 11, 2019 14:40:00

Circuit Zandvoort, Length: 4307m

Air temperature: 21.11°C

Track temperature: 23.54°C

Weather condition: Dry

Lap	Time	SE1	SP1	SE2	SP2	SE3	SP3	TSP	Lap	Time	SE1	SP1	SE2	SP2	SE3	SP3	TSP
6	1:49.513	47.821	176	28.706	188	32.986	221	237	23	1:50.278	48.505	178	28.648	190	33.125	216	233
7	1:48.793	47.559	177	28.556	191	32.678	218	234	24	1:49.313	47.915	175	28.704	190	32.694	221	231
8	1:49.388	47.843	172	28.775	190	32.770	219	233	25	1:48.981	47.899	173	28.529	190	32.553	219	234
9	1:50.222	48.314	174	28.960	190	32.948	217	233	26	1:49.855	47.995	174	28.764	190	33.096	218	233
10	1:49.673	48.035	175	28.805	189	32.833	219	232	27	1:50.946	48.170	173	29.256	191	33.520	218	233
11	1:50.233	47.914	170	29.339	189	32.980	220	234	28	1:50.369	48.546	172	28.955	190	32.868	218	231
12	1:51.101	48.314	174	29.249	190	33.538	217	234	29	1:50.013	48.101	173	28.848	188	33.064	219	232
13	1:51.153	48.139	171	29.307	191	33.707	215	232	30	1:50.192	48.113	171	28.786	190	33.293	214	232
14	1:50.902	48.807	167	29.197	190	32.898	220	229	31	1:50.169	48.426	177	28.902	190	32.841	220	229
15	1:58.326	48.466	169	29.007	190	40.853	58	234	32	1:51.254	49.687	174	28.851	190	32.716	220	233
16	3:18.032	2:16.651	173	28.778	190	32.603	219	233	33	1:50.873	49.689	178	28.755	191	32.429	219	233
17	1:49.863	47.976	174	28.824	191	33.063	217	233									

7 Zug, DEU / Piana, ITA

theoretical besttime: 1:47.953

1	1:58.514	56.690	177	28.713	186	33.111	221	192	18	1:56.505	48.219	176	28.847	191	39.439	58	235
2	1:49.129	48.032	178	28.681	191	32.416	222	231	19	3:27.801	2:25.707	174	29.255	191	32.839	220	
3	1:48.947	48.365	176	28.350	191	32.232	221	237	20	1:50.129	48.180	177	28.941	192	33.008	221	235
4	1:48.853	47.653	179	28.786	190	32.414	223	232	21	1:50.717	48.258	176	29.486	184	32.973	221	235
5	1:49.565	48.215	179	28.830	192	32.520	220	222	22	1:50.659	48.484	175	29.354	192	32.821	221	235
6	1:49.070	47.853	178	29.096	192	32.121	221	234	23	1:51.209	49.001	172	29.317	192	32.891	220	236
7	1:48.058	47.499	177	28.333	193	32.226	223	237	24	1:49.710	47.991	175	28.768	193	32.951	220	235
8	1:50.254	48.399	177	28.902	192	32.953	215	237	25	1:49.950	48.121	175	29.010	192	32.819	221	235
9	1:48.904	47.900	178	28.468	183	32.536	221	232	26	1:50.340	48.182	175	29.042	191	33.116	219	235
10	1:49.440	48.409	176	28.626	192	32.405	223	235	27	1:52.061	48.298	174	29.461	191	34.302	220	234
11	1:49.172	48.282	178	28.478	192	32.412	221	238	28	1:50.259	48.441	175	28.951	193	32.867	222	230
12	1:49.550	47.896	177	28.617	193	33.037	221	234	29	1:50.069	48.150	176	28.952	193	32.967	221	232
13	1:49.453	48.125	177	28.856	192	32.472	223	237	30	1:50.166	48.071	176	28.876	193	33.219	222	235
14	1:49.986	48.073	175	28.861	191	33.052	217	236	31	1:51.726	49.402	174	29.205	191	33.119	221	213
15	1:48.501	47.518	178	28.541	191	32.442	221	233	32	1:53.583	50.445	176	29.708	188	33.430	221	233
16	1:48.754	47.768	177	28.514	192	32.472	221	236	33	1:53.033	50.120	175	29.463	185	33.450	221	230
17	1:51.083	48.427	169	29.812	192	32.844	221	236									

11 Mayer, DEU / Springob, DEU

theoretical besttime: 1:48.949

1	2:01.951	58.637	166	29.374	189	33.940	213	191	18	1:57.294	48.068	174	29.048	192	40.178	59	234
2	1:50.330	48.380	172	28.605	191	33.345	218	229	19	3:36.288	2:33.007	170	29.346	188	33.935	214	
3	1:49.257	47.853	176	28.700	191	32.704	221	233	20	1:53.124	49.655	169	29.287	189	34.182	213	228
4	1:49.927	47.905	175	28.959	190	33.063	219	236	21	1:53.666	49.877	172	29.510	190	34.279	213	225
5	1:50.389	48.209	172	29.347	191	32.833	221	234	22	1:53.964	50.002	171	29.607	189	34.355	215	228
6	1:50.003	48.278	176	28.723	191	33.002	221	236	23	1:53.410	49.912	171	29.330	189	34.168	213	229
7	1:49.087	47.681	175	28.670	192	32.736	220	235	24	1:53.197	49.773	172	29.403	189	34.021	214	229
8	1:49.158	47.711	176	28.677	192	32.770	221	235	25	1:53.347	49.741	172	29.696	189	33.910	215	229
9	1:50.162	48.158	174	28.975	190	33.029	220	235	26	1:52.072	49.200	172	29.345	189	33.527	217	231
10	1:49.590	48.113	173	28.779	191	32.698	221	234	27	1:53.113	49.483	171	29.560	189	34.070	214	232
11	1:50.286	47.872	174	29.344	190	33.070	221	236	28	1:52.601	49.224	172	29.444	189	33.933	214	229
12	1:50.994	48.305	173	29.195	189	33.494	217	236	29	1:51.653	48.903	173	29.200	189	33.550	216	228
13	1:50.943	48.143	175	29.249	191	33.551	215	233	30	1:52.006	49.004	172	29.199	190	33.803	217	231
14	1:49.616	47.830	174	28.688	190	33.098	217	228	31	1:54.996	49.774	171	30.259	190	34.963	214	233
15	1:49.210	47.905	174	28.623	191	32.682	218	233	32	1:55.064	50.790	168	29.910	189	34.364	214	229
16	1:49.379	48.111	175	28.603	192	32.665	219	233	33	1:56.010	50.578	170	29.909	173	35.523	184	226
17	1:49.946	47.926	176	28.903	191	33.117	219	236									

14 Grotstollen, DEU / Braun, DEU

theoretical besttime: 1:49.312

1	2:02.801	59.145	168	29.607	192	34.049	222	202	18	1:50.126	48.054	176	28.791	193	33.281	220	236
2	1:50.755	48.863	177	28.855	192	33.037	222	220	19	1:51.138	49.140	174	29.108	192	32.890	219	235
3	1:49.614	48.028	175	28.771	194	32.815	224	238	20	1:50.383	48.281	175	28.948	193	33.154	221	235
4	1:49.908	47.993	175	28.993	193	32.922	223	235	21	1:50.336	48.449	176	29.091	192	32.796	221	236
5	1:50.161	48.079	177	29.180	194	32.902	225	238	22	1:50.252	48.539	175	28.698	193	33.015	220	236
6	1:50.401	48.464	173	29.093	193	32.844	225	238	23	1:50.541	48.501	177	28.603	194	33.437	221	234
7	1:51.312	48.296	174	29.344	192	33.672	223	236	24	1:50.735	48.490	178	29.058	192	33.187	218	236
8	1:50.117	48.315	175	29.005	194	32.797	224	229	25	1:53.632	50.170	174	30.248	192	33.214	219	233
9	1:50.618	48.439	175	29.067	193	33.112	222	230	26	1:51.853	48.456	175	30.049	192	33.348	207	228
10	1:50.202	48.381	178	28.934	192	32.887	224	236	27	1:52.364	50.387	176	28.746	192	33.231	219	217
11	1:50.424	48.152	176	29.388	192	32.884	224	232	28	1:50.415	48.639	173	28.843	194	32.933	223	233



ADAC GT4 Germany

Sector List Race 2

Provisional



Circuit Zandvoort, Length: 4307m

Air temperature: 21.11°C

Track temperature: 23.54°C

Weather condition: Dry

Reg. Nr.: KNAF 0304.19.255

Sunday, August 11, 2019 14:40:00

Lap	Time	SE1	SP1	SE2	SP2	SE3	SP3	TSP	Lap	Time	SE1	SP1	SE2	SP2	SE3	SP3	TSP
12	1:49.905	48.161	177	28.845	194	32.899	222	236	29	1:50.270	48.149	178	29.156	192	32.965	221	238
13	1:50.155	48.329	174	29.110	193	32.716	223	229	30	1:50.469	48.412	175	29.261	191	32.796	223	236
14	2:01.676	48.988	155	30.725	188	41.963	54	227	31	1:51.291	48.766	175	29.355	193	33.170	221	234
15	3:20.873	2:18.685	171	29.050	192	33.138	220		32	1:53.101	50.693	173	29.174	193	33.234	221	234
16	1:50.395	48.565	172	28.903	192	32.927	220	235	33	1:51.739	49.344	176	29.179	194	33.216	222	234
17	1:49.967	48.317	176	28.924	194	32.726	221	235									

15 Kovac, CRO / Tekaat, DEU

theoretical besttime: 1:48.274

1	1:56.516	55.038	175	28.854	191	32.624	224	204	18	2:00.773	50.110	173	29.562	194	41.101	56	234
2	1:48.473	47.622	176	28.529	191	32.322	221	238	19	3:38.168	2:33.904	171	29.491	185	34.773	215	
3	1:48.674	47.928	176	28.587	191	32.159	222	236	20	1:54.916	51.081	170	29.380	190	34.455	218	228
4	1:50.153	48.185	174	29.587	193	32.381	226	237	21	1:56.506	52.350	169	29.642	189	34.514	217	231
5	1:48.675	47.775	175	28.692	192	32.208	223	240	22	1:58.202	51.615	168	30.351	185	36.236	215	231
6	1:48.611	47.724	175	28.597	192	32.290	221	238	23	1:55.917	51.572	166	29.623	190	34.722	215	222
7	1:49.134	47.936	176	28.754	192	32.444	222	237	24	1:55.310	51.119	172	29.769	190	34.422	212	229
8	1:49.806	48.033	174	29.087	191	32.686	221	237	25	1:55.612	51.216	169	29.970	189	34.426	215	225
9	1:49.038	47.937	176	28.749	192	32.352	222	237	26	1:56.062	51.665	167	29.665	190	34.732	214	227
10	1:48.807	47.878	174	28.741	191	32.188	222	236	27	1:54.391	50.830	169	29.558	189	34.003	217	225
11	1:48.668	47.871	175	28.674	192	32.123	223	237	28	1:54.777	50.319	168	30.025	189	34.433	215	232
12	1:49.315	47.986	174	29.038	192	32.291	223	236	29	1:54.626	50.576	172	29.814	189	34.236	215	231
13	1:50.472	48.248	172	29.838	193	32.386	224	237	30	1:57.014	51.379	160	30.787	187	34.848	213	231
14	1:49.558	48.287	173	28.900	192	32.371	222	237	31	1:58.060	52.399	167	30.283	190	35.378	215	225
15	1:49.481	48.127	174	28.854	192	32.500	221	238	32	1:59.140	54.921	164	29.860	188	34.359	215	231
16	1:50.245	48.110	176	29.369	190	32.766	223	236	33	2:01.422	53.257	158	31.456	169	36.709	186	225
17	1:51.256	48.805	172	29.761	193	32.690	222	237									

17 Hadergasser, DEU / Still, DEU

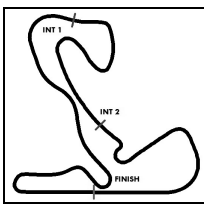
theoretical besttime: 1:47.808

1	1:55.445	54.577	175	28.466	191	32.402	223	201	18	1:49.369	47.912	175	28.983	193	32.474	222	236
2	1:48.117	47.530	176	28.348	192	32.239	221	236	19	1:58.219	48.050	176	29.017	190	41.152	54	237
3	1:48.124	47.471	175	28.456	192	32.197	221	236	20	3:25.897	2:21.014	166	30.350	190	34.533	214	
4	1:47.816	47.296	175	28.315	193	32.205	222	238	21	1:55.631	50.502	163	30.286	191	34.843	215	230
5	1:48.456	47.586	173	28.627	193	32.243	222	238	22	1:57.458	51.296	168	30.640	188	35.522	212	231
6	1:48.460	47.592	174	28.591	192	32.277	221	237	23	1:55.983	50.632	163	30.495	189	34.856	214	229
7	1:48.490	47.748	175	28.536	192	32.206	222	236	24	1:58.169	53.229	166	30.307	191	34.633	217	231
8	1:48.955	47.633	175	28.973	193	32.349	221	236	25	1:56.111	50.984	165	30.489	189	34.638	215	232
9	1:48.861	47.975	174	28.649	193	32.237	221	237	26	1:56.488	51.002	169	30.589	192	34.897	212	231
10	1:48.777	47.735	175	28.594	192	32.448	221	237	27	1:58.576	53.418	163	30.383	191	34.775	215	227
11	1:48.726	47.857	174	28.552	193	32.317	222	236	28	1:55.820	50.861	169	30.241	190	34.718	215	232
12	1:48.744	47.721	176	28.709	193	32.314	221	236	29	1:55.164	50.874	168	29.897	191	34.393	215	233
13	1:49.229	47.899	175	28.982	192	32.348	221	236	30	1:55.643	50.735	167	30.142	190	34.766	215	233
14	1:48.836	47.833	176	28.722	193	32.281	221	236	31	1:55.659	50.622	168	30.261	190	34.776	210	232
15	1:49.039	47.933	175	28.660	192	32.446	221	237	32	1:58.162	52.635	166	30.940	191	34.587	216	226
16	1:49.441	48.248	176	28.677	194	32.516	221	231	33	1:56.612	51.040	168	30.559	190	35.013	210	234
17	1:49.243	47.979	177	28.689	192	32.575	221	236									

18 Griessner, AUT / Rabindra, IND

theoretical besttime: 1:48.696

1	2:00.591	58.153	172	29.071	187	33.367	215	201	17	1:49.415	48.060	175	28.759	189	32.596	218	232
2	1:49.271	48.021	178	28.661	189	32.589	217	230	18	1:48.720	47.914	176	28.512	189	32.294	218	231
3	1:49.474	48.008	177	28.778	188	32.688	218	233	19	1:49.653	48.523	177	28.750	188	32.380	219	233
4	1:49.101	48.019	178	28.560	190	32.522	219	233	20	1:49.299	47.954	176	28.862	189	32.483	217	233
5	1:49.362	47.890	179	28.920	189	32.552	220	233	21	1:49.593	48.046	176	28.881	188	32.666	217	232
6	1:49.414	48.111	179	28.730	189	32.573	219	233	22	1:49.654	48.029	176	28.842	189	32.783	217	232
7	1:49.483	48.068	179	28.717	189	32.698	219	234	23	1:50.299	48.163	177	28.826	190	33.310	218	231
8	1:50.948	48.007	179	29.941	189	33.000	217	234	24	1:50.459	48.418	177	28.791	190	33.250	220	233
9	1:49.656	48.059	179	28.897	189	32.700	218	232	25	1:50.360	48.172	176	28.798	191	33.390	217	233
10	1:49.696	47.960	177	28.927	189	32.809	217	233	26	1:51.502	48.943	176	29.359	187	33.200	218	231
11	1:49.615	48.002	177	28.834	189	32.779	218	232	27	1:50.396	48.504	176	28.831	188	33.061	217	232
12	1:49.821	48.047	179	29.139	187	32.635	219	232	28	1:52.371	48.770	175	29.931	187	33.670	215	232
13	1:49.712	48.095	177	29.017	189	32.600	219	233	29	1:52.029	49.074	173	29.736	188	33.219	216	227
14	2:10.938	58.299	123	31.043	186	41.596	52	233	30	1:50.127	48.306	175	28.932	188	32.889	218	230
15	3:17.698	2:16.318	176	28.939	188	32.441	221		31	1:50.402	48.394	176	29.159	189	32.849	210	232
16	1:49.529	47.977	175	29.204	189	32.348	219	233	32								215



ADAC GT4 Germany

Sector List Race 2



Provisional

Reg. Nr.: KNAF 0304.19.255

Sunday, August 11, 2019 14:40:00

Circuit Zandvoort, Length: 4307m

Air temperature: 21.11°C

Track temperature: 23.54°C

Weather condition: Dry

Lap	Time	SE1	SP1	SE2	SP2	SE3	SP3	TSP	Lap	Time	SE1	SP1	SE2	SP2	SE3	SP3	TSP
21	Schöll, AUT / van Parijs, BEL								theoretical besttime: 1:48.301								
1	1:59.873	57.285	175	29.554	192	33.034	220	207	17	1:50.417	48.278	174	28.954	192	33.185	220	235
2	1:48.700	47.786	177	28.343	193	32.571	222	235	18	1:51.325	49.082	174	29.062	191	33.181	221	236
3	1:49.496	48.018	176	28.651	194	32.827	222	237	19	1:52.496	49.005	174	30.167	189	33.324	219	235
4	1:48.526	47.579	176	28.568	194	32.379	223	238	20	1:51.126	49.082	175	28.909	192	33.135	221	210
5	1:49.667	47.863	176	28.601	196	33.203	221	238	21	1:51.072	48.738	174	29.106	192	33.228	221	235
6	1:49.490	47.744	177	28.913	190	32.833	223	236	22	2:00.783	49.836	173	29.351	190	41.596	60	235
7	1:49.480	47.893	176	28.636	192	32.951	221	238	23	2:01.160	59.046	174	29.066	192	33.048	220	
8	1:49.346	47.881	173	28.835	193	32.630	221	237	24	1:50.961	48.815	174	29.130	191	33.016	221	235
9	1:49.424	47.986	175	28.697	192	32.741	222	237	25	1:50.912	48.399	176	29.465	192	33.048	221	233
10	1:49.417	47.906	177	28.805	193	32.706	221	238	26	1:50.589	48.512	175	28.917	193	33.160	218	235
11	1:49.486	47.715	176	28.642	193	33.129	219	237	27	1:51.036	48.961	174	28.994	191	33.081	221	229
12	1:49.488	47.812	175	28.918	192	32.758	222	235	28	1:50.530	48.572	174	29.003	193	32.955	222	232
13	1:49.799	48.088	176	28.840	193	32.871	223	237	29	1:50.139	48.241	176	28.906	193	32.992	221	237
14	1:49.943	48.521	175	28.884	192	32.538	223	238	30	1:50.563	48.594	175	28.875	192	33.094	220	234
15	1:56.736	47.765	177	28.988	192	39.983	58	238	31								232
16	3:20.465	2:18.433	175	29.012	191	33.020	221										

Lap	Time	SE1	SP1	SE2	SP2	SE3	SP3	TSP	Lap	Time	SE1	SP1	SE2	SP2	SE3	SP3	TSP
23	Kraihamer, AUT / Kofler, AUT								theoretical besttime: 1:48.420								
1	1:58.019	56.038	172	28.864	181	33.117	212	200	18	1:56.075	48.045	175	28.583	183	39.447	56	224
2	1:48.848	47.805	176	28.582	181	32.461	211	224	19	3:23.388	2:21.478	172	28.804	181	33.106	210	
3	1:48.845	47.763	175	28.493	182	32.589	210	224	20	1:50.783	48.336	172	28.898	184	33.549	205	223
4	1:49.182	47.628	175	28.820	182	32.734	211	223	21	1:53.203	50.757	167	29.474	182	32.972	210	220
5	1:49.377	48.099	174	28.655	182	32.623	210	224	22	1:50.630	48.641	172	29.258	183	32.731	211	222
6	1:48.681	47.816	175	28.538	182	32.327	213	223	23	1:50.083	48.529	173	28.766	180	32.788	212	222
7	1:49.094	48.142	176	28.549	180	32.403	210	225	24	1:50.627	48.915	172	28.940	184	32.772	210	223
8	1:50.011	47.978	175	29.322	181	32.711	212	222	25	1:49.906	48.416	174	28.739	183	32.751	211	223
9	1:49.169	47.742	175	28.824	180	32.603	211	225	26	1:49.832	48.349	174	28.739	182	32.744	212	223
10	1:49.360	48.141	173	28.689	180	32.530	212	223	27	1:49.551	48.261	174	28.649	183	32.641	212	223
11	1:48.908	48.029	173	28.501	182	32.378	214	223	28	1:50.079	48.390	174	28.770	182	32.919	212	224
12	1:49.273	47.900	174	28.688	181	32.685	210	224	29	1:50.872	48.523	174	29.361	183	32.988	212	223
13	1:48.912	47.972	175	28.641	183	32.299	212	223	30	1:56.931	48.634	173	29.216	182	39.081	206	224
14	1:49.125	47.847	174	28.503	183	32.775	212	224	31	1:49.970	48.342	173	28.767	181	32.861	211	221
15	1:49.067	47.820	174	28.684	182	32.563	212	224	32	1:51.249	49.572	171	28.795	181	32.882	211	223
16	1:49.307	48.032	174	28.787	181	32.488	210	224	33	1:51.314	49.789	173	28.720	183	32.805	211	223
17	1:48.715	47.767	175	28.536	182	32.412	212	223									

Lap	Time	SE1	SP1	SE2	SP2	SE3	SP3	TSP	Lap	Time	SE1	SP1	SE2	SP2	SE3	SP3	TSP
24	Siljehaug, NOR / Angermayr, AUT								theoretical besttime: 1:47.673								
1	2:00.149	57.542	170	29.026	182	33.581	212	201	18	1:50.143	47.905	173	29.525	185	32.713	213	224
2	1:48.898	48.006	177	28.442	185	32.450	214	225	19	1:51.597	49.010	168	29.477	184	33.110	210	224
3	1:49.397	48.028	176	28.745	184	32.624	215	225	20	1:49.445	48.180	171	28.863	184	32.402	215	223
4	1:48.715	47.979	177	28.504	184	32.232	215	227	21	1:48.616	47.732	175	28.708	184	32.176	215	225
5	1:49.465	48.022	175	28.571	184	32.872	212	225	22	1:48.957	48.221	174	28.412	184	32.324	212	226
6	1:49.851	48.047	173	28.547	185	33.257	213	224	23	1:48.095	47.574	176	28.469	183	32.052	215	224
7	1:49.342	48.122	174	28.695	184	32.525	212	226	24	1:48.048	47.621	176	28.406	185	32.021	215	226
8	1:49.293	48.214	176	28.693	184	32.386	213	223	25	1:48.754	47.860	174	28.764	184	32.130	213	225
9	1:49.276	48.140	175	28.697	184	32.439	214	225	26	1:48.135	47.654	176	28.386	185	32.095	213	225
10	1:49.364	48.331	175	28.570	184	32.463	214	226	27	1:48.381	47.779	175	28.333	184	32.269	215	225
11	1:49.453	48.209	175	28.747	183	32.497	215	226	28	1:48.190	47.525	176	28.378	184	32.287	215	225
12	1:49.558	48.196	175	28.840	184	32.522	214	226	29	1:47.673	47.522	176	28.184	185	31.967	215	225
13	1:49.724	48.228	174	28.839	184	32.657	213	225	30	1:49.296	47.989	173	28.943	184	32.364	213	227
14	1:57.410	48.512	173	29.120	183	39.778	57	225	31	1:48.741	47.773	174	28.539	184	32.429	213	225
15	3:22.819	2:21.995	175	28.489	184	32.335	216		32	1:49.812	48.405	172	28.817	184	32.590	213	225
16	1:49.030	48.150	176	28.684	184	32.196	215	227	33	1:51.920	49.593	170	28.997	184	33.330	205	224
17	1:49.643	48.078	176	28.964	185	32.601	212	227									

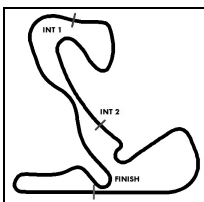
Lap	Time	SE1	SP1	SE2	SP2	SE3	SP3	TSP	Lap	Time	SE1	SP1	SE2	SP2	SE3	SP3	TSP
33	Benyahia, MAR / Fagg, GBR								theoretical besttime: 1:49.087								
1	2:00.984	58.534	170	29.128	184	33.322	216	210	18	1:56.389	48.158	175	28.756	193	39.475	58	235
2	1:49.727	48.400	175	28.632	191	32.695	218	228	19	3:22.619	2:20.404	174	29.136	191	33.079	219	
3	1:49.634	48.261	172	28.594	191	32.779	217	233	20	1:50.551	48.499	175	28.835	194	33.217	220	232
4	1:49.251	48.029	174	28.545	193	32.677	219	234	21	1:50.940	48.782	172	28.829	194	33.329	223	237
5	1:49.548	48.098	172	28.764	192	32.686	218	235	22	1:51.508	49.195	175	29.088	192	33.225	219	230
6	1:49.257	47.962	173	28.571	192	32.724	217	235	23	1:51.082	48.623	172	29.425	193	33.034	221	232

ver: 1.0

www.adac.de/motorsport

Page 4/ 7 printed: 11.8.2019 15:52





ADAC GT4 Germany

Sector List Race 2



Provisional

Circuit Zandvoort, Length: 4307m

Air temperature: 21.11°C

Track temperature: 23.54°C

Weather condition: Dry

Reg. Nr.: KNAF 0304.19.255

Sunday, August 11, 2019 14:40:00

Lap	Time	SE1	SP1	SE2	SP2	SE3	SP3	TSP	Lap	Time	SE1	SP1	SE2	SP2	SE3	SP3	TSP
7	1:49.610	48.039	174	28.735	192	32.836	218	235	24	1:51.429	48.755	174	29.150	192	33.524	221	237
8	1:50.022	48.053	174	28.815	192	33.154	219	235	25	1:51.413	48.404	175	29.161	188	33.848	219	236
9	1:49.756	48.228	175	28.834	193	32.694	220	233	26	1:51.677	48.891	176	29.516	191	33.270	215	236
10	1:49.718	48.226	174	28.698	193	32.794	220	236	27	1:51.062	48.969	174	29.057	192	33.036	220	231
11	1:49.728	48.101	175	28.871	192	32.756	219	236	28	1:51.788	48.624	174	29.682	191	33.482	220	235
12	1:49.680	48.049	175	28.843	192	32.788	219	236	29	1:52.958	49.331	176	29.597	189	34.030	217	233
13	1:49.801	48.138	176	28.995	193	32.668	219	237	30	1:51.369	48.859	175	29.173	190	33.337	218	229
14	1:49.799	48.269	172	28.853	191	32.677	218	236	31	1:51.091	48.724	174	29.178	190	33.189	218	232
15	1:49.529	48.135	174	28.814	192	32.580	218	234	32	1:53.847	51.107	173	29.385	189	33.355	218	234
16	1:49.905	48.177	175	28.989	192	32.739	219	234	33	1:52.081	49.543	173	29.245	190	33.293	218	233
17	1:49.655	48.072	173	28.920	193	32.663	219	236									

36 Suabo, DEU / Lauck, DEU

theoretical besttime: 1:48.143

1	1:57.352	55.359	172	28.795	189	33.198	216	202	18	1:56.454	47.906	176	28.912	192	39.636	59	234
2	1:48.520	47.652	176	28.435	189	32.433	219	232	19	3:22.359	2:18.528	172	29.998	190	33.833	214	
3	1:48.470	47.844	176	28.528	190	32.098	220	234	20	1:53.496	49.598	170	29.743	190	34.155	215	229
4	1:49.271	47.724	172	29.177	190	32.370	220	235	21	1:55.768	50.851	169	30.590	190	34.327	213	230
5	1:49.550	48.490	172	28.584	190	32.476	221	234	22	1:55.242	50.393	168	30.290	175	34.559	215	227
6	1:48.796	47.723	174	28.593	190	32.480	220	234	23	1:57.507	50.967	158	31.426	188	35.114	213	230
7	1:48.942	47.848	174	28.511	191	32.583	219	234	24	1:54.395	50.289	168	29.931	191	34.175	215	227
8	1:49.774	47.903	173	28.725	189	33.146	218	234	25	1:55.394	50.115	165	30.628	189	34.651	212	229
9	1:49.075	47.954	174	28.461	190	32.660	219	233	26	1:58.030	51.536	159	31.798	189	34.696	211	228
10	1:49.007	47.870	173	28.586	189	32.551	220	235	27	1:56.894	51.982	160	30.549	189	34.363	213	216
11	1:48.820	47.915	175	28.482	191	32.423	220	235	28	1:56.714	50.968	162	30.634	189	35.112	214	228
12	1:48.879	47.908	174	28.553	190	32.418	220	234	29	1:55.875	51.416	161	30.165	189	34.294	215	227
13	1:49.441	47.886	175	29.125	190	32.430	220	233	30	1:54.960	50.888	163	29.902	190	34.170	216	219
14	1:48.550	47.610	176	28.521	191	32.419	219	233	31	1:57.254	50.838	166	30.206	190	36.210	212	231
15	1:48.923	47.964	175	28.525	190	32.434	220	234	32	1:56.480	51.982	159	29.912	189	34.586	215	227
16	1:49.034	47.883	176	28.601	191	32.550	220	234	33	1:55.595	51.311	165	29.842	191	34.442	214	229
17	1:49.150	48.059	177	28.442	191	32.649	219	234									

48 Trefz, DEU / Haber, AUS

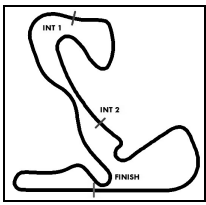
theoretical besttime: 1:48.608

1	1:59.091	57.077	172	28.851	189	33.163	217	197	18	1:51.260	49.123	173	29.204	190	32.933	219	233
2	1:49.245	48.140	173	28.504	190	32.601	219	232	19	1:52.101	49.075	174	29.361	190	33.665	215	233
3	1:49.017	48.000	174	28.661	190	32.356	220	233	20	1:50.877	48.496	176	28.942	190	33.439	218	214
4	1:48.884	47.772	176	28.717	190	32.395	218	234	21	1:50.973	48.567	175	29.238	189	33.168	217	233
5	1:49.126	47.918	174	28.716	192	32.492	219	234	22	1:51.640	48.487	175	29.241	191	33.912	218	233
6	1:50.752	47.991	176	29.640	185	33.121	219	235	23	1:51.060	49.070	170	29.047	191	32.943	219	233
7	1:49.687	47.877	176	28.650	189	33.160	212	235	24	1:51.673	48.617	174	29.749	188	33.307	220	234
8	1:50.609	48.617	176	29.557	189	32.435	218	228	25	1:51.400	48.568	174	29.360	188	33.472	219	234
9	1:49.284	48.187	174	28.569	190	32.528	218	233	26	1:49.772	48.279	176	28.739	189	32.754	218	234
10	1:49.211	48.023	170	28.807	189	32.381	219	233	27	1:49.450	47.862	176	28.832	189	32.756	218	232
11	1:49.212	47.748	175	28.885	189	32.579	219	233	28	1:49.335	47.983	176	28.773	190	32.579	220	234
12	1:49.149	47.836	175	28.811	188	32.502	220	234	29	1:49.189	47.772	176	28.786	190	32.631	218	234
13	1:49.720	48.173	175	28.914	190	32.633	220	235	30	1:49.485	47.783	176	28.645	191	33.057	219	235
14	1:50.175	48.411	174	28.975	190	32.789	218	233	31	1:50.626	48.265	175	29.338	190	33.023	218	234
15	1:57.117	48.085	175	28.936	190	40.096	58	233	32	1:53.708	50.704	168	29.389	187	33.615	215	231
16	3:19.463	2:17.799	176	28.753	190	32.911	218		33	1:53.026	50.030	176	29.357	190	33.639	216	230
17	1:50.248	48.214	174	28.857	191	33.177	218	233									

55 Danner, DEU / Laber, DEU

theoretical besttime: 1:50.097

1	2:04.633	1:01.223	167	29.578	179	33.832	217	189	18	1:51.220	49.040	174	29.125	193	33.055	217	230
2	1:51.895	49.181	173	29.226	189	33.488	209	226	19	1:50.993	48.460	173	29.205	192	33.328	217	233
3	1:51.664	49.079	173	29.305	188	33.280	215	223	20	2:01.083	48.917	175	29.134	187	43.032	52	233
4	1:51.315	49.124	174	29.051	190	33.140	216	225	21	2:02.719	1:00.177	171	29.521	190	33.021	216	
5	1:51.118	49.230	174	29.007	190	32.881	217	225	22	1:52.995	48.980	163	30.540	191	33.475	217	231
6	1:51.500	49.299	171	28.953	190	33.248	215	218	23	1:51.082	48.935	172	29.248	190	32.899	217	233
7	1:51.569	49.188	172	29.051	190	33.330	213	221	24	1:51.042	48.600	176	29.396	190	33.046	217	232
8	1:51.318	49.130	173	28.908	191	33.280	215	228	25	1:51.812	48.804	175	29.403	190	33.605	217	233
9	1:51.561	49.383	172	28.974	190	33.204	216	227	26	1:50.981	48.559	175	29.147	191	33.275	217	234
10	1:51.786	49.397	174	29.232	189	33.157	214	231	27	1:50.784	48.621	177	29.434	190	32.729	218	234
11	1:51.915	48.996	170	29.333	190	33.586	211	225	28	1:50.579	48.495	175	29.165	192	32.919	218	234
12	1:51.840	49.392	172	29.045	190	33.403	212	227	29	1:50.729	48.602	176	29.248	191	32.879	218	234



ADAC GT4 Germany

Sector List Race 2



Provisional

Circuit Zandvoort, Length: 4307m

Air temperature: 21.11°C

Track temperature: 23.54°C

Weather condition: Dry

Reg. Nr.: KNAF 0304.19.255

Sunday, August 11, 2019 14:40:00

Lap	Time	SE1	SP1	SE2	SP2	SE3	SP3	TSP	Lap	Time	SE1	SP1	SE2	SP2	SE3	SP3	TSP
13	1:51.984	49.210	174	28.935	190	33.839	214	226	30	1:50.917	48.646	176	29.118	191	33.153	217	234
14	1:51.878	49.155	172	29.419	190	33.304	215	230	31	1:54.334	50.085	170	30.262	192	33.987	218	234
15	2:02.837	49.483	173	29.066	186	44.288	48	232	32	1:57.848	55.309	169	29.326	193	33.213	218	235
16	3:24.180	2:21.250	171	29.405	191	33.525	215		33	1:55.018	51.934	174	29.594	193	33.490	217	233
17	1:51.734	49.210	173	29.176	191	33.348	215	228									

59 Martin-Dye, GBR / Krebs, DNK

theoretical besttime: 1:49.603

1	2:03.479	59.863	170	29.579	192	34.037	215	189	18	1:58.383	48.571	176	29.139	191	40.673	55	233
2	1:50.602	48.591	175	28.788	192	33.223	217	231	19	3:22.183	2:19.349	172	29.805	189	33.029	217	
3	1:49.671	48.083	175	28.801	191	32.787	217	233	20	1:51.666	48.437	173	29.819	192	33.410	217	234
4	1:49.772	48.041	176	28.812	189	32.919	219	234	21	1:50.790	48.926	173	29.064	193	32.800	221	234
5	1:50.221	48.142	174	29.101	191	32.978	219	236	22	1:50.378	48.317	174	29.072	193	32.989	220	238
6	1:50.323	48.425	176	28.881	190	33.017	221	234	23	1:50.215	48.267	175	29.036	192	32.912	221	236
7	1:51.698	48.204	176	29.481	189	34.013	220	235	24	1:50.390	48.323	174	29.085	192	32.982	219	235
8	1:50.274	48.482	175	28.822	190	32.970	217	235	25	1:51.318	48.644	172	29.655	191	33.019	217	236
9	1:49.969	48.280	176	28.806	190	32.883	219	233	26	1:52.224	48.301	175	29.906	191	34.017	212	234
10	1:50.389	48.370	174	28.960	191	33.059	218	234	27	1:50.988	48.736	174	29.114	191	33.138	218	226
11	1:50.438	48.317	176	29.237	190	32.884	219	233	28	1:50.867	48.629	174	29.207	192	33.031	218	235
12	1:49.888	48.094	175	29.020	191	32.774	220	235	29	1:50.529	48.417	174	29.105	192	33.007	219	235
13	1:50.307	48.436	176	29.084	192	32.787	220	233	30	1:50.862	48.448	174	29.399	191	33.015	219	235
14	1:51.967	48.696	160	30.152	189	33.119	217	234	31	1:51.239	48.569	172	29.418	191	33.252	219	236
15	1:50.330	48.348	176	29.104	190	32.878	217	233	32	1:52.625	49.953	170	29.350	192	33.322	219	234
16	1:50.737	48.436	177	29.271	190	33.030	216	233	33	1:52.157	49.798	173	29.183	191	33.176	219	234
17	1:50.457	48.545	176	29.108	190	32.804	217	232									

66 Dziwok, POL / Leib, DEU

theoretical besttime: 1:50.566

1	2:04.201	1:00.738	171	29.740	188	33.723	215	198	18	3:28.608	2:24.201	171	30.669	175	33.738	215	
2	1:51.251	49.100	175	28.986	189	33.165	219	228	19	1:51.932	49.517	170	29.153	189	33.262	216	219
3	1:51.363	48.916	174	29.047	189	33.400	218	233	20	1:52.516	49.671	171	29.379	188	33.466	216	220
4	1:51.571	48.961	175	29.223	189	33.387	217	230	21	1:51.848	49.323	171	29.151	189	33.374	215	225
5	1:51.288	48.516	175	29.340	189	33.432	217	229	22	1:52.606	49.736	170	29.376	189	33.494	215	224
6	1:50.946	48.679	174	29.203	188	33.064	217	231	23	1:52.703	49.840	172	29.166	189	33.697	213	227
7	1:51.900	49.197	174	29.373	188	33.330	216	230	24	1:52.080	49.258	173	29.453	188	33.369	215	220
8	1:51.736	48.898	174	29.356	188	33.482	216	229	25	1:52.053	49.029	172	29.239	189	33.785	215	225
9	1:51.585	48.992	174	29.315	188	33.278	217	230	26	1:51.845	49.165	173	29.050	190	33.630	215	228
10	1:51.421	48.743	173	29.290	187	33.388	216	232	27	1:51.673	49.147	172	29.133	190	33.393	216	226
11	1:51.940	49.200	173	29.208	188	33.532	217	229	28	1:52.351	49.317	170	29.351	188	33.683	216	221
12	1:51.917	49.144	174	29.361	189	33.412	216	230	29	1:51.662	48.977	173	29.415	190	33.270	217	230
13	1:52.375	49.337	172	29.493	188	33.545	217	230	30	1:53.913	50.349	168	29.889	189	33.675	215	228
14	1:52.117	49.322	171	29.258	189	33.537	217	231	31	1:53.583	49.554	164	30.181	188	33.848	215	226
15	1:51.506	49.050	174	29.227	190	33.229	217	231	32	1:55.218	51.853	166	29.811	189	33.554	215	224
16	1:52.020	49.170	173	29.387	188	33.463	217	229	33	1:53.885	50.261	168	29.644	190	33.980	215	222
17	2:02.149	49.930	172	29.500	189	42.719	51	229									

69 Dörr, DEU / Trebing, USA

theoretical besttime: 1:49.299

1	2:03.676	1:00.157	168	29.640	187	33.879	213	194	18	1:50.203	48.544	176	28.849	190	32.810	217	232
2	1:51.025	48.760	174	28.938	192	33.327	216	228	19	1:50.399	48.496	175	28.997	190	32.906	217	232
3	1:50.019	48.211	174	28.884	191	32.924	217	233	20	1:50.334	48.573	174	29.046	192	32.715	217	232
4	1:49.299	48.026	175	28.624	192	32.649	218	233	21	1:50.306	48.488	175	28.977	191	32.841	217	233
5	1:50.202	48.150	172	28.972	192	33.080	219	236	22	1:50.382	48.511	174	28.902	191	32.969	216	233
6	1:50.432	48.528	173	28.733	193	33.171	219	235	23	1:50.495	48.451	175	29.125	191	32.919	217	231
7	1:51.449	48.429	175	29.073	192	33.947	217	234	24	1:50.848	48.721	175	29.126	191	33.001	217	232
8	1:50.989	48.964	174	28.967	193	33.058	219	234	25	1:51.010	48.597	176	29.419	191	32.994	217	233
9	1:49.987	48.273	174	28.945	191	32.769	220	233	26	1:50.569	48.520	177	29.010	193	33.039	218	233
10	1:50.601	48.333	175	29.456	190	32.812	219	234	27	1:51.133	49.014	175	29.098	191	33.021	216	228
11	1:50.311	48.449	173	29.104	192	32.758	219	235	28	1:50.489	48.394	174	29.134	192	32.961	218	232
12	1:50.507	48.463	174	28.950	189	33.094	218	235	29	1:50.433	48.402	175	29.027	192	33.004	217	233
13	1:50.097	48.290	175	28.999	191	32.808	218	233	30	1:50.502	48.513	176	28.964	191	33.025	217	233
14	2:01.428	48.376	174	29.272	188	43.780	53	235	31	1:53.252	50.807	173	29.231	190	33.214	216	234
15	3:24.725	2:22.327	172	29.172	191	33.226	215		32	1:51.123	48.937	174	29.067	191	33.119	217	231
16	1:51.138	48.937	174	29.252	189	32.949	216	231	33	1:50.923	48.653	174	29.140	192	33.130	201	234
17	1:50.226	48.298	175	29.048	191	32.880	217	232									



ADAC GT4 Germany

Sector List Race 2



Provisional

Reg. Nr.: KNAF 0304.19.255

Sunday, August 11, 2019 14:40:00

Circuit Zandvoort, Length: 4307m

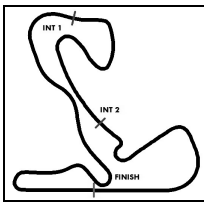
Air temperature: 21.11°C

Track temperature: 23.54°C

Weather condition: Dry

Lap	Time	SE1	SP1	SE2	SP2	SE3	SP3	TSP	Lap	Time	SE1	SP1	SE2	SP2	SE3	SP3	TSP
94 Valente, CHE / von der Laden, DEU									theoretical besttime: 1:49.076								
1	2:01.173	57.883	174	29.105	188	34.185	217	209	18	1:50.176	48.410	177	29.023	192	32.743	221	233
2	1:50.713	48.723	176	28.733	191	33.257	217	231	19	1:51.535	49.604	174	28.953	193	32.978	220	236
3	1:49.174	48.038	175	28.574	190	32.562	219	233	20	1:50.720	48.432	176	29.140	192	33.148	218	237
4	1:50.141	48.168	175	28.903	191	33.070	219	237	21	1:50.622	48.741	175	29.041	192	32.840	220	235
5	1:50.478	48.376	173	29.103	190	32.999	217	235	22	1:50.199	48.469	176	28.911	193	32.819	220	235
6	1:51.159	49.322	173	28.970	191	32.867	221	234	23	1:49.970	48.360	177	28.908	194	32.702	221	234
7	1:51.545	47.940	175	29.647	190	33.958	218	237	24	1:49.916	48.300	175	28.780	193	32.836	220	235
8	1:50.174	48.167	174	29.109	190	32.898	219	234	25	1:50.325	48.657	173	28.898	194	32.770	218	237
9	1:50.568	48.452	173	28.949	191	33.167	217	235	26	1:52.120	49.792	175	29.354	193	32.974	220	233
10	1:50.427	48.219	175	29.165	190	33.043	216	233	27	1:50.210	48.562	176	28.913	193	32.735	220	235
11	1:50.114	48.205	175	29.215	190	32.694	220	233	28	1:50.022	48.274	177	29.076	193	32.672	221	236
12	1:50.266	48.183	174	28.886	190	33.197	218	236	29	1:49.593	48.181	177	28.760	193	32.652	221	237
13	1:50.012	48.167	174	29.135	191	32.710	219	235	30	1:49.555	48.129	176	28.792	193	32.634	221	237
14	2:03.071	48.962	145	31.194	185	42.915	55	236	31	1:50.067	48.289	176	28.963	193	32.815	221	237
15	3:20.487	2:18.313	176	29.237	193	32.937	219		32	1:53.396	50.342	173	29.474	194	33.580	221	231
16	1:50.139	48.420	174	28.943	193	32.776	221	235	33	1:50.685	49.401	175	28.708	193	32.576	221	236
17	1:50.257	48.413	176	28.976	194	32.868	220	236									

Lap	Time	SE1	SP1	SE2	SP2	SE3	SP3	TSP	Lap	Time	SE1	SP1	SE2	SP2	SE3	SP3	TSP
99 Owega, DEU / Owega, DEU									theoretical besttime: 1:47.312								
1	1:54.486	53.901	176	28.426	189	32.159	219	199	18	1:48.794	47.699	176	28.675	190	32.420	218	232
2	1:47.312	47.241	176	28.132	189	31.939	219	233	19	1:56.113	47.662	175	28.714	190	39.737	57	232
3	1:47.608	47.258	177	28.293	189	32.057	220	233	20	3:19.839	2:17.922	172	29.076	188	32.841	217	
4	1:47.752	47.291	176	28.303	189	32.158	219	234	21	1:50.045	48.192	173	29.049	189	32.804	218	231
5	1:47.778	47.352	176	28.367	190	32.059	220	233	22	1:56.309	48.050	174	28.726	190	39.533	58	232
6	1:47.886	47.349	176	28.338	190	32.199	219	234	23	2:01.105	58.843	171	29.306	189	32.956	216	
7	1:47.875	47.400	177	28.232	190	32.243	220	233	24	1:50.089	48.247	173	28.962	190	32.880	216	231
8	1:48.428	47.550	168	28.580	190	32.298	219	234	25	1:50.105	48.392	173	29.048	190	32.665	218	230
9	1:48.361	47.368	175	28.595	190	32.398	217	233	26	1:49.556	48.157	172	28.778	190	32.621	216	233
10	1:48.149	47.484	176	28.427	190	32.238	220	233	27	1:49.732	48.163	172	29.038	190	32.531	217	231
11	1:48.265	47.524	176	28.472	190	32.269	220	234	28	1:49.942	48.465	171	28.875	190	32.602	217	232
12	1:48.296	47.542	176	28.484	190	32.270	220	233	29	1:49.806	48.231	172	28.945	190	32.630	217	232
13	1:48.572	47.634	175	28.569	190	32.369	220	233	30	1:50.944	48.388	171	29.657	190	32.899	217	232
14	1:48.452	47.619	176	28.556	190	32.277	219	233	31	1:49.951	48.198	173	28.991	190	32.762	217	233
15	1:48.850	47.685	176	28.818	190	32.347	218	233	32	1:50.539	48.810	172	28.893	190	32.836	217	232
16	1:48.573	47.678	175	28.580	190	32.315	218	233	33	1:51.041	49.575	174	28.766	191	32.700	215	233
17	1:48.861	47.606	176	28.668	190	32.587	217	233									



ADAC GT4 Germany

Top speed list Race 2

Provisional

Reg. Nr.: KNAF 0304.19.255

Sunday, August 11, 2019 14:40:00



Circuit Zandvoort, Length: 4307m

Air temperature: 21.11°C

Track temperature: 23.54°C

Weather condition: Dry

#	Name (NAT)	Team	Car name	Speed	Lap	Race time
15	Thomas Tekaats (DEU)	MRS Besagroup Racing	BMW M4 GT4	240.53	5	7:26.623
2	Thomas Jäger (AUT)	Hofer Racing by Bonk Motorsport	BMW M4 GT4	239.46	6	9:16.500
21	Glenn van Parijs (BEL)	Team Allied-Racing (DEU)	Porsche Cayman GT4	238.93	5	7:29.429
14	Georg Braun (DEU)	MRS Besagroup Racing	BMW M4 GT4	238.93	5	7:35.909
17	Hendrik Still (DEU)	KÜS TEAM75 Bernhard (DEU)	Porsche Cayman GT4	238.41	4	5:34.534
7	Gabriele Piana (ITA)	RN Vision STS (DEU)	BMW M4 GT4	238.41	11	18:23.575
59	Fred Martin-Dye (GBR)	Dörr Motorsport	McLaren 570s GT4	238.41	22	40:36.416
6	Mike Beckhusen (DEU)	Racing One (DEU)	Audi R8 LMS GT4	237.88	6	9:24.876
94	Alain Valente (CHE)	Team GT	McLaren 570s GT4	237.88	31	57:07.709
33	Charlie Fagg (GBR)	Team GT	McLaren 570s GT4	237.36	13	22:09.783
69	Dennis Trebing (USA)	Dörr Motorsport	McLaren 570s GT4	236.84	5	7:36.894
3	Claudia Hürtgen (DEU)	Hofer Racing by Bonk Motorsport	BMW M4 GT4	236.84	7	11:08.090
11	Jan Philipp Springob (DEU)	Bremotion	Mercedes-AMG GT4	236.32	4	5:44.415
36	Manuel Lauck (DEU)	Schütz Motorsport (DEU)	Mercedes-AMG GT4	235.80	4	5:37.218
5	Patricija Stalidzane (DEU)	Racing One (DEU)	Audi R8 LMS GT4	235.29	5	7:35.124
48	Morgan Haber (AUS)	Leipert Motorsport	Mercedes-AMG GT4	235.29	6	9:18.250
55	Christian Danner (DEU)	Team GT	McLaren 570s GT4	235.29	32	59:58.896
99	Jusuf Owega (DEU)	GetSpeed Performance	Mercedes-AMG GT4	234.78	11	18:08.524
18	Akhil Rabindra (IND)	PROpeak Performance	Aston Martin Vantage AMR GT4	234.27	7	11:10.108
66	Fidel Leib (DEU)	HP Racing International (DEU)	Porsche Cayman GT4	233.26	3	3:58.355
24	Mads Siljehaug (NOR)	Felbermayr Reiter (DEU)	KTM X-Bow GT4	227.84	17	31:04.697
23	Reinhard Kofler (AUT)	True Racing	KTM X-Bow GT4	225.94	7	11:05.932