



# ADAC Formel 4

## Result List Race 2

Provisional



Circuit Zandvoort, Length: 4307m

Air temperature: 19.79°C

Track temperature: 22.01°C

Weather condition: Dry

Reg. Nr.: KNAF 0304.19.255

Sunday, August 11, 2019 10:05:00

started : 19      classified : 18      not classified : 1

Nr.	Drivers	Team	Laps	Total Time	Gap	Kph	Lap	Time	Kph
Cl.	Car	Competitor							
1	3 P.Aron(EST) R ADAC Formel 4	(T) Prema Powerteam SRL(ITA) Prema Powerteam SRL	18	31:14.174		150.2	5	1:38.475	157.4
2	10 O.Rasmussen(DNK) ADAC Formel 4	Prema Powerteam SRL(ITA) Prema Powerteam SRL	18	31:17.095	2.921	150.2	5	1:38.627	157.2
3	21 T.Pourchaire(FRA) ADAC Formel 4	(T) US Racing - CHRS(DEU) US Racing - CHRS	18	31:17.270	3.096	150.2	5	1:38.572	157.2
4	28 A.Ghiretti(FRA) ADAC Formel 4	US Racing - CHRS(DEU) US Racing - CHRS	18	31:18.102	3.928	150.2	5	1:38.462	157.4
5	44 M.Belov(RUS) ADAC Formel 4	(T) R-ACE GP R-ACE GP	18	31:22.738	8.564	149.9	6	1:38.705	157.0
6	14 G.Saucy(SUI) ADAC Formel 4	(T) R-ACE GP R-ACE GP	18	31:23.006	8.832	150.0	5	1:38.776	156.9
7	2 N.Göhler(DEU) R ADAC Formel 4	(T) ADAC Berlin-Brandenburg e.V.(DEU) ADAC Berlin-Brandenburg e.V.	18	31:28.006	13.832	149.5	13	1:39.039	156.5
8	16 S.Estner(DEU) ADAC Formel 4	Van Amersfoort Racing(NLD) Van Amersfoort Racing	18	31:28.822	14.648	149.6	12	1:39.096	156.4
9	4 N.Krütten(DEU) ADAC Formel 4	(T) Van Amersfoort Racing(NLD) Van Amersfoort Racing	18	31:29.128	14.954	149.5	13	1:38.895	156.7
10	26 J.Dürksen(PAR) R ADAC Formel 4	(T) ADAC Berlin-Brandenburg e.V.(DEU) ADAC Berlin-Brandenburg e.V.	18	31:29.765	15.591	149.7	12	1:39.190	156.3
11	5 G.Petecof(BRA) ADAC Formel 4	(T) Prema Powerteam SRL(ITA) Prema Powerteam SRL	18	31:30.214	16.040	148.9	5	1:38.397	157.5
12	11 A.Famularo(VEN) ADAC Formel 4	Prema Powerteam SRL(ITA) Prema Powerteam SRL	18	31:33.982	19.808	149.3	18	1:39.451	155.9
13	6 I.Cohen(ISR) ADAC Formel 4	Van Amersfoort Racing(NLD) Van Amersfoort Racing	18	31:35.380	21.206	153.3	12	1:39.220	156.2
14	7 R.Stanek(CZE) R ADAC Formel 4	US Racing - CHRS(DEU) US Racing - CHRS	18	31:35.546	21.372	148.7	10	1:38.477	157.4
15	8 L.Alleco Roy(MCO) ADAC Formel 4	Van Amersfoort Racing(NLD) Van Amersfoort Racing	18	31:38.576	24.402	149.4	5	1:39.460	155.8
16	19 H.David(FRA) R ADAC Formel 4	R-ACE GP R-ACE GP	18	31:39.570	25.396	149.7	5	1:39.493	155.8
17	62 D.Hauger(NOR) ADAC Formel 4	(T) Van Amersfoort Racing(NLD) Van Amersfoort Racing	18	31:39.672	25.498	148.2	5	1:38.385	157.5
18	15 L.Toth(HUN) ADAC Formel 4	R-ACE GP R-ACE GP	18	31:40.813	26.639	148.8	5	1:39.870	155.2

### Not classified

17 A.Leclerc(MCO) ADAC Formel 4	(T) US Racing - CHRS(DEU) US Racing - CHRS
------------------------------------	---

Fastest lap of the race. Car 62 driver Dennis Hauger on lap 5. Time 1:38.385, average speed 157.5 km/h.

T =nominated for Team Classification

Subject to final scrutineering!		
Publication time:	Clerk of the Course: Bobbe Veldkamp	Timekeeper: Steffen Ruhl

ver: 1.0

www.adac.de/motorsport

Page 1/ 1 printed: 11.8.2019 10:38





# ADAC Formel 4

## Class Result List Race 2



Provisional

Reg. Nr.: KNAF 0304.19.255

Sunday, August 11, 2019 10:05:00

Circuit Zandvoort, Length: 4307m  
 Air temperature: 19.79°C  
 Track temperature: 22.01°C  
 Weather condition: Dry

started : 19      classified : 18      not classified : 1

Nr. Drivers	Team	Laps	Total Time	Gap	Kph	Lap	Time	Kph
Car	Competitor							

**CLASS: Rookie**

Started: 5      Classified: 5      Not Classified: 0

1	3	<b>P.Aron(EST)</b> ADAC Formel 4	<b>Prema Powerteam SRL(ITA)</b> Prema Powerteam SRL	18	<b>31:14.174</b>		150.2	5	1:38.475	157.4
2	2	<b>N.Göhler(DEU)</b> ADAC Formel 4	<b>ADAC Berlin-Brandenburg e.V.(DEU)</b> ADAC Berlin-Brandenburg e.V.	18	<b>31:28.006</b>	13.832	149.5	13	1:39.039	156.5
3	26	<b>J.Dürksen(PAR)</b> ADAC Formel 4	<b>ADAC Berlin-Brandenburg e.V.(DEU)</b> ADAC Berlin-Brandenburg e.V.	18	<b>31:29.765</b>	15.591	149.7	12	1:39.190	156.3
4	7	<b>R.Stanek(CZE)</b> ADAC Formel 4	<b>US Racing - CHRS(DEU)</b> US Racing - CHRS	18	<b>31:35.546</b>	21.372	148.7	10	1:38.477	157.4
5	19	<b>H.David(FRA)</b> ADAC Formel 4	<b>R-ACE GP</b> R-ACE GP	18	<b>31:39.570</b>	25.396	149.7	5	1:39.493	155.8

*Fastest lap of the class. Car 3 driver Paul Aron on lap 5. Time 1:38.475, average speed 157.4 km/h.*

T =nominated for Team Classification

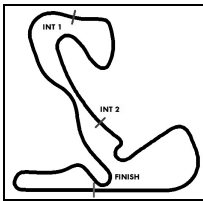
Subject to final scrutineering!		
Publication time:	Clerk of the Course: Bobbe Veldkamp	Timekeeper: Steffen Ruhl

ver: 1.0

[www.adac.de/motorsport](http://www.adac.de/motorsport)

Page 1/ 1 printed: 11.8.2019 10:38





# ADAC Formel 4

## Lap Chart Race 2

Provisional

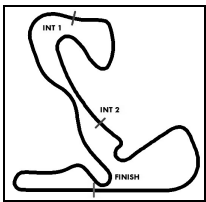


Circuit Zandvoort, Length: 4307 m

Sunday, August 11, 2019 10:05:00

LapChar	1	2	3	4	5	6	7	8	9	10	11	12	13	14	15	16	17	18	19	20	21	22	23	24	25	26	27	28	29	30	31	32	33	34	35	36	37	38	39	40	41	42	43	44	45									
LAP 1	3	5	62	10	21	28	7	44	2	14	4	16	11	26	15	.8	.19	.6																																				
LAP 2	3	5	62	10	21	28	7	44	2	14	4	16	11	26	15	19	8	6																																				
LAP 3	3	5	62	10	21	28	44	14	2	4	16	11	26	15	8	19	6	.7																																				
LAP 4	3	5	62	10	21	28	44	14	2	16	11	26	4	15	6	8	19	7																																				
LAP 5	3	5	62	10	21	28	44	14	2	16	26	11	4	15	6	8	19	7																																				
LAP 6	3	5	62	10	21	28	44	14	2	16	26	11	4	6	15	8	19	7																																				
LAP 7	3	5	62	10	21	28	44	14	2	16	26	11	4	6	15	19	8	7																																				
LAP 8	3	5	10	21	28	44	14	2	16	26	11	4	6	15	19	8	7	62																																				
LAP 9	3	5	10	21	28	44	14	2	16	26	11	4	6	15	19	8	7	62																																				
LAP 10	3	5	10	21	28	44	14	2	16	26	4	11	6	15	19	8	7	62																																				
LAP 11	3	5	10	21	28	44	14	2	16	26	4	6	11	15	8	19	7	62																																				
LAP 12	3	5	10	21	28	44	14	2	16	26	4	6	11	15	8	19	7	62																																				
LAP 13	3	5	10	21	28	44	14	2	16	26	4	6	11	15	8	7	19	62																																				
LAP 14	3	10	21	28	44	.5	14	2	16	4	26	6	11	15	8	7	19	62																																				
LAP 15	3	10	21	28	44	14	2	16	4	26	5	6	11	15	7	8	19	62																																				
LAP 16	3	10	21	28	44	14	2	16	4	26	5	11	6	7	15	8	19	62																																				
LAP 17	3	10	21	28	44	14	2	16	4	26	5	11	6	7	8	15	19	62																																				
LAP 18	3	10	21	28	44	14	2	16	4	26	5	11	6	7	8	19	62	15																																				

.- PITSTOP '-LAPBEHIND



# ADAC Formel 4

## Sector List Race 2

Provisional



Circuit Zandvoort, Length: 4307m

Air temperature: 19.79°C

Track temperature: 22.01°C

Weather condition: Dry

Reg. Nr.: KNAF 0304.19.255

Sunday, August 11, 2019 10:05:00

Lap	Time	SE1	SP1	SE2	SP2	SE3	SP3	TSP	Lap	Time	SE1	SP1	SE2	SP2	SE3	SP3	TSP
<b>2</b>	<b>Göhler, DEU</b>								<b>theoretical besttime: 1:39.022</b>								
1	2:05.328	53.662	185	26.765	191	44.901	120	184	10	1:39.351	43.795	190	25.750	189	29.806	217	225
2	2:46.435	1:21.996	72	41.392	68	43.047	217	126	11	1:39.209	43.732	189	25.728	190	29.749	216	225
3	1:41.956	45.237	187	26.259	<b>192</b>	30.460	215	225	12	1:39.334	43.858	191	25.712	190	29.764	217	225
4	1:40.444	44.566	187	25.812	190	30.066	217	223	13	<b>1:39.039</b>	<b>43.615</b>	<b>189</b>	<b>25.690</b>	<b>190</b>	29.734	216	226
5	1:40.056	44.212	187	25.817	190	30.027	217	225	14	1:39.535	43.893	188	25.859	190	29.783	217	225
6	1:39.626	43.982	187	25.811	191	29.833	217	225	15	1:39.531	43.682	190	26.013	191	29.836	217	226
7	1:39.652	43.895	189	25.787	191	29.970	216	225	16	1:39.380	43.825	190	25.812	191	29.743	217	226
8	1:40.403	44.719	189	25.774	190	29.910	217	225	17	1:39.596	43.838	189	26.041	191	<b>29.717</b>	<b>217</b>	226
9	1:39.761	43.917	190	25.791	188	30.053	217	225	18	1:39.370	43.761	190	25.876	191	29.733	218	<b>227</b>

<b>3</b>	<b>Aron, EST</b>								<b>theoretical besttime: 1:38.289</b>								
1	1:59.460	50.271	185	25.948	189	43.241	130	166	10	1:38.842	43.561	189	25.704	190	29.577	217	226
2	2:49.155	1:22.700	76	42.028	61	44.427	218	139	11	1:39.226	43.667	187	25.949	190	29.610	218	225
3	1:39.467	44.130	185	25.629	190	29.708	217	224	12	1:39.137	43.710	188	25.884	190	29.543	218	225
4	1:38.800	43.558	188	25.726	189	29.516	<b>219</b>	224	13	1:38.870	43.603	188	25.687	192	29.580	217	226
5	<b>1:38.475</b>	43.413	188	<b>25.578</b>	191	29.484	218	225	14	1:39.325	43.766	187	25.905	191	29.654	218	225
6	1:38.825	43.489	186	25.836	191	29.500	217	225	15	1:39.717	43.981	186	25.985	191	29.751	218	226
7	1:38.712	43.556	188	25.793	<b>192</b>	<b>29.363</b>	217	225	16	1:39.893	43.856	188	26.064	190	29.973	217	226
8	1:38.502	<b>43.348</b>	188	25.652	191	29.502	219	226	17	1:39.568	43.758	187	25.821	190	29.989	219	226
9	1:38.997	43.586	187	25.792	190	29.619	217	226	18	1:39.203	43.665	188	25.822	191	29.716	215	<b>227</b>

<b>4</b>	<b>Krütten, DEU</b>								<b>theoretical besttime: 1:38.851</b>								
1	2:06.784	54.330	189	26.775	191	45.679	119	188	10	1:40.064	43.926	191	25.698	192	30.440	214	230
2	2:45.127	1:22.725	86	40.350	68	42.052	<b>223</b>	137	11	1:39.333	43.973	191	25.764	191	29.596	218	225
3	1:41.851	45.204	189	26.357	193	30.290	218	221	12	1:39.055	43.739	192	<b>25.645</b>	<b>190</b>	29.671	219	227
4	1:41.590	45.751	192	25.779	191	30.060	221	226	13	<b>1:38.895</b>	<b>43.654</b>	<b>192</b>	25.689	191	<b>29.552</b>	<b>220</b>	228
5	1:39.966	44.271	192	26.028	193	29.667	221	230	14	1:39.343	43.929	191	25.745	191	29.669	218	229
6	1:39.867	44.260	191	25.768	193	29.839	222	<b>232</b>	15	1:39.014	43.693	191	25.738	193	29.583	221	228
7	1:39.728	44.034	192	25.802	195	29.892	221	232	16	1:39.580	43.887	192	25.765	193	29.928	219	230
8	1:40.725	45.108	<b>192</b>	25.713	194	29.904	221	226	17	1:39.177	43.719	192	25.694	194	29.764	221	229
9	1:39.638	44.147	192	25.704	<b>196</b>	29.787	222	232	18	1:39.391	43.801	192	25.879	193	29.711	218	231

<b>5</b>	<b>Petecof, BRA</b>								<b>theoretical besttime: 1:38.375</b>								
1	2:00.197	50.979	184	26.329	189	42.889	147	165	10	1:38.794	43.676	189	25.592	191	29.526	220	227
2	2:49.069	1:22.708	69	41.738	64	44.623	219	136	11	1:38.825	43.589	189	25.673	192	29.563	220	227
3	1:39.533	44.356	188	25.521	192	29.656	221	226	12	1:38.993	43.631	190	25.649	193	29.713	221	228
4	1:38.815	43.808	188	<b>25.494</b>	192	29.513	220	227	13	1:39.151	43.768	188	25.809	193	29.574	220	<b>230</b>
5	<b>1:38.397</b>	<b>43.443</b>	189	25.516	192	<b>29.438</b>	220	228	14	1:46.212	43.740	188	25.759	193	36.713	56	227
6	1:38.539	43.492	189	25.503	194	29.544	221	228	15	1:50.105	54.863	189	25.658	191	29.584	218	
7	1:38.784	43.624	188	25.597	<b>195</b>	29.563	220	229	16	1:38.918	43.697	190	25.654	191	29.567	220	227
8	1:39.003	43.964	188	25.584	192	29.455	219	229	17	1:38.779	43.658	190	25.637	192	29.484	220	227
9	1:39.055	44.020	188	25.535	192	29.500	219	228	18	1:39.045	43.608	190	25.644	194	29.793	221	229

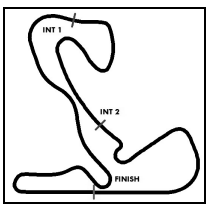
<b>6</b>	<b>Cohen, ISR</b>								<b>theoretical besttime: 1:39.152</b>								
1	2:56.244	1:57.385	186	28.310	191	30.549	210		10	1:39.664	44.082	192	25.878	195	29.704	223	229
2	1:58.053	45.363	187	32.522	66	40.168	218	218	11	1:39.684	44.281	191	25.831	194	29.572	221	223
3	1:41.598	44.907	190	26.346	196	30.345	221	230	12	<b>1:39.220</b>	<b>43.778</b>	<b>191</b>	25.846	193	29.596	220	231
4	1:40.809	44.825	186	26.068	<b>199</b>	29.916	221	229	13	1:39.772	43.811	191	25.902	192	30.059	217	230
5	1:39.286	43.806	<b>192</b>	25.912	196	<b>29.568</b>	224	231	14	1:40.194	44.102	190	26.140	191	29.952	219	227
6	1:39.358	43.831	192	25.864	196	29.663	<b>225</b>	232	15	1:40.384	44.407	190	26.149	192	29.828	219	228
7	1:39.820	44.278	191	25.870	194	29.672	223	<b>235</b>	16	1:40.399	44.055	191	25.957	192	30.387	219	228
8	1:41.050	45.157	191	26.046	192	29.847	221	218	17	1:40.112	44.225	190	26.074	193	29.813	220	230
9	1:39.601	43.929	191	<b>25.806</b>	194	29.866	219	231	18	1:40.132	44.069	190	26.110	193	29.953	220	230

<b>7</b>	<b>Stanek, CZE</b>								<b>theoretical besttime: 1:38.371</b>								
1	2:04.041	52.517	190	26.221	<b>197</b>	45.303	114	171	10	<b>1:38.477</b>	<b>43.396</b>	<b>193</b>	25.513	192	29.568	219	227
2	2:46.673	1:21.929	69	41.832	66	42.912	223	120	11	1:38.672	43.468	192	25.617	192	29.587	219	228
3	1:46.749	44.402	192	25.770	197	36.577	56	232	12	1:39.081	43.586	192	25.885	196	29.610	222	228
4	1:50.339	55.097	191	25.522	192	29.720	218		13	1:40.249	44.705	190	25.939	193	29.605	221	227
5	1:38.767	43.451	192	25.735	192	29.581	218	226	14	1:40.023	44.046	190	26.027	196	29.950	224	230

ver: 1.0

www.adac.de/motorsport

Page 1/ 4 printed: 11.8.2019 10:38



# ADAC Formel 4

## Sector List Race 2

Provisional



Circuit Zandvoort, Length: 4307m

Air temperature: 19.79°C

Track temperature: 22.01°C

Weather condition: Dry

Reg. Nr.: KNAF 0304.19.255

Sunday, August 11, 2019 10:05:00

Lap	Time	SE1	SP1	SE2	SP2	SE3	SP3	TSP	Lap	Time	SE1	SP1	SE2	SP2	SE3	SP3	TSP
6	1:38.864	43.766	190	25.537	192	29.561	217	226	15	1:39.169	43.579	192	25.760	196	29.830	212	<b>233</b>
7	1:38.498	43.431	192	<b>25.480</b>	192	29.587	217	226	16	1:39.092	43.916	193	25.608	192	29.568	219	221
8	1:39.317	44.264	191	25.501	192	29.552	217	223	17	1:38.707	43.597	193	25.607	194	29.503	221	228
9	1:38.897	43.823	192	25.579	193	<b>29.495</b>	217	226	18	1:39.931	43.940	191	26.006	194	29.985	222	232

### 8 Alleco Roy, MCO

theoretical besttime: 1:39.255

1	2:15.227	55.941	177	28.357	183	50.929	54	184	10	1:39.798	43.865	193	26.224	195	29.709	225	231
2	2:38.976	1:21.864	174	36.545	68	40.567	219		11	1:40.424	44.122	191	26.404	193	29.898	219	<b>233</b>
3	1:41.209	44.859	191	26.117	195	30.233	221	229	12	1:40.256	43.838	192	26.091	194	30.327	215	229
4	1:41.829	45.104	191	26.207	194	30.518	221	229	13	1:40.227	44.314	191	26.074	191	29.839	218	225
5	<b>1:39.460</b>	<b>43.645</b>	<b>194</b>	26.054	195	29.761	221	231	14	1:40.137	44.031	190	26.089	192	30.017	219	228
6	1:39.785	44.054	191	26.067	194	<b>29.664</b>	223	230	15	1:40.392	44.325	190	26.275	193	29.792	220	229
7	1:41.144	44.008	193	25.965	<b>196</b>	31.171	220	231	16	1:39.885	43.833	192	26.205	194	29.847	221	228
8	1:40.370	44.600	193	25.981	195	29.789	220	227	17	1:39.997	44.055	191	26.022	192	29.920	218	230
9	1:39.675	44.030	191	<b>25.946</b>	194	29.699	221	229	18	1:39.785	43.870	189	25.989	193	29.926	220	227

### 10 Rasmussen, DNK

theoretical besttime: 1:38.475

1	2:02.194	51.447	186	26.434	189	44.313	116	171	10	1:39.118	43.741	189	25.845	190	29.532	218	225
2	2:47.566	1:22.276	70	41.496	71	43.794	<b>221</b>	140	11	1:39.469	43.705	186	25.895	190	29.869	217	225
3	1:40.051	44.498	187	25.788	<b>193</b>	29.765	221	<b>229</b>	12	1:39.254	43.865	189	25.817	190	29.572	217	225
4	1:38.919	43.776	189	25.534	192	29.609	220	228	13	1:38.877	<b>43.476</b>	<b>189</b>	25.765	191	29.636	217	227
5	<b>1:38.627</b>	43.628	188	<b>25.505</b>	192	<b>29.494</b>	220	228	14	1:39.463	43.639	188	25.907	190	29.917	218	225
6	1:38.995	43.536	187	25.812	191	29.647	219	227	15	1:39.052	43.634	190	25.683	191	29.735	217	227
7	1:38.719	43.682	188	25.532	192	29.505	219	226	16	1:38.811	43.493	190	25.733	191	29.585	219	226
8	1:40.592	45.324	188	25.676	190	29.592	218	226	17	1:39.270	43.776	186	25.888	191	29.606	219	226
9	1:39.156	43.766	187	25.840	190	29.550	218	226	18	1:38.962	43.599	189	25.732	191	29.631	218	227

### 11 Famularo, VEN

theoretical besttime: 1:39.286

1	2:09.063	56.031	185	27.413	190	45.619	120	183	10	1:40.194	44.466	189	25.891	191	29.837	219	225
2	2:43.655	1:22.432	85	39.549	70	41.674	221	125	11	1:40.938	45.153	186	25.964	191	29.821	217	228
3	1:41.529	45.005	188	26.325	<b>194</b>	30.199	<b>223</b>	<b>230</b>	12	1:39.745	44.183	187	<b>25.714</b>	<b>189</b>	29.848	217	225
4	1:40.699	44.559	<b>189</b>	25.996	192	30.144	218	230	13	1:39.839	44.067	186	25.920	189	29.852	216	225
5	1:40.046	44.450	186	25.802	193	29.794	222	226	14	1:39.552	43.923	186	25.952	190	29.677	218	225
6	1:39.929	44.189	187	25.889	192	29.851	221	230	15	1:39.777	44.007	186	25.836	192	29.934	219	226
7	1:39.869	43.977	189	25.816	194	30.076	218	230	16	1:39.658	43.957	189	25.949	191	29.752	217	228
8	1:40.580	44.833	188	25.872	190	29.875	219	225	17	1:39.673	44.017	187	25.884	190	29.772	218	225
9	1:39.785	44.128	186	25.848	191	29.809	218	227	18	<b>1:39.451</b>	<b>43.908</b>	<b>188</b>	25.879	190	<b>29.664</b>	<b>218</b>	226

### 14 Saucy, SUI

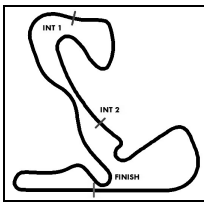
theoretical besttime: 1:38.760

1	2:05.836	53.757	184	26.753	<b>195</b>	45.326	109	180	10	1:38.977	43.790	191	25.641	192	<b>29.546</b>	<b>219</b>	228
2	2:45.943	1:22.994	89	40.228	65	42.721	220	139	11	1:39.329	43.891	190	25.754	192	29.684	218	228
3	1:40.168	44.483	192	25.818	194	29.867	221	226	12	1:39.186	43.798	193	25.676	193	29.712	220	228
4	1:39.178	43.866	<b>193</b>	25.585	194	29.727	220	229	13	1:39.028	43.689	191	25.726	192	29.613	219	228
5	<b>1:38.776</b>	<b>43.679</b>	<b>193</b>	<b>25.535</b>	194	29.562	221	230	14	1:39.592	43.803	191	25.977	193	29.812	221	229
6	1:38.977	43.759	191	25.642	194	29.576	221	230	15	1:39.400	43.877	191	25.856	193	29.667	220	228
7	1:38.974	43.749	192	25.678	194	29.547	218	229	16	1:39.197	43.804	191	25.839	192	29.554	221	229
8	1:40.170	44.654	191	25.885	193	29.631	220	229	17	1:39.853	44.105	191	25.924	194	29.824	222	229
9	1:39.311	43.920	190	25.788	192	29.603	220	229	18	1:41.111	44.609	188	25.948	191	30.554	216	<b>231</b>

### 15 Toth, HUN

theoretical besttime: 1:39.660

1	2:10.113	56.475	180	27.668	191	45.970	136	185	10	1:40.281	44.170	193	26.105	190	30.006	220	226
2	2:43.265	1:22.979	91	39.078	66	41.208	220	117	11	1:39.992	44.101	191	26.047	191	29.844	220	226
3	1:41.548	45.150	188	26.178	<b>194</b>	30.220	221	230	12	1:40.012	<b>43.989</b>	<b>191</b>	26.046	191	29.977	217	226
4	1:41.119	45.106	191	26.077	191	29.936	220	<b>231</b>	13	1:40.074	44.097	192	26.049	190	29.928	217	226
5	<b>1:39.870</b>	44.130	191	25.926	193	29.814	217	229	14	1:40.096	44.104	191	25.985	190	30.007	220	225
6	1:40.290	44.619	189	<b>25.866</b>	192	<b>29.805</b>	219	226	15	1:40.390	44.213	189	26.177	190	30.000	212	225
7	1:40.351	44.092	190	26.105	193	30.154	217	228	16	1:40.993	44.833	193	26.131	190	30.029	217	223
8	1:40.364	44.504	190	25.962	192	29.898	218	227	17	1:41.008	44.896	190	26.130	191	29.982	218	225
9	1:39.942	44.098	190	25.973	191	29.871	218	228	18	1:41.105	44.970	189	26.223	192	29.912	222	228



# ADAC Formel 4

## Sector List Race 2

Provisional



Circuit Zandvoort, Length: 4307m

Air temperature: 19.79°C

Track temperature: 22.01°C

Weather condition: Dry

Reg. Nr.: KNAF 0304.19.255

Sunday, August 11, 2019 10:05:00

Lap	Time	SE1	SP1	SE2	SP2	SE3	SP3	TSP	Lap	Time	SE1	SP1	SE2	SP2	SE3	SP3	TSP
<b>16</b>	<b>Estner, DEU</b>								<b>theoretical besttime: 1:39.050</b>								
1	2:08.009	54.179	186	27.350	192	46.480	104	185	10	1:39.478	43.870	191	25.802	189	29.806	217	227
2	2:44.241	1:22.635	94	39.689	67	41.917	<b>221</b>	125	11	1:39.290	43.869	190	<b>25.767</b>	<b>190</b>	29.654	218	226
3	1:41.743	45.238	189	26.325	<b>194</b>	30.180	221	226	12	<b>1:39.096</b>	<b>43.637</b>	<b>191</b>	25.789	190	29.670	218	226
4	1:40.492	44.544	189	25.917	192	30.031	221	229	13	1:39.258	43.657	190	25.937	190	29.664	217	227
5	1:40.024	44.117	189	25.950	192	29.957	221	229	14	1:39.630	43.949	189	25.927	190	29.754	218	227
6	1:39.869	44.085	187	25.817	191	29.967	219	<b>230</b>	15	1:39.682	43.911	189	25.990	191	29.781	217	226
7	1:39.492	43.950	187	25.867	192	29.675	218	228	16	1:39.426	43.816	190	25.898	191	29.712	218	226
8	1:40.596	44.822	189	25.858	191	29.916	218	221	17	1:39.269	43.679	190	25.944	191	<b>29.646</b>	<b>219</b>	226
9	1:39.824	43.916	190	25.922	189	29.986	218	227	18	1:39.403	43.856	189	25.814	191	29.733	218	227

<b>17</b>	<b>Leclerc, MCO</b>								<b>theoretical besttime:</b>								
1	51.928	<b>190</b>						<b>168</b>									

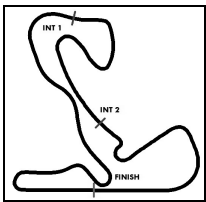
<b>19</b>	<b>David, FRA</b>								<b>theoretical besttime: 1:39.427</b>								
1	2:19.135	58.631	140	32.902	133	47.602	54	179	10	1:40.132	44.105	191	26.056	192	29.971	221	229
2	2:34.962	1:17.061	165	36.895	69	41.006	218		11	1:40.991	44.567	189	26.187	191	30.237	218	231
3	1:41.738	44.585	186	26.441	192	30.712	219	227	12	1:39.848	44.047	191	25.965	191	29.836	218	228
4	1:41.738	45.055	187	26.688	188	29.995	221	229	13	1:41.054	44.569	190	26.515	191	29.970	218	227
5	<b>1:39.493</b>	<b>43.788</b>	192	<b>25.923</b>	192	29.782	221	231	14	1:39.941	43.945	191	26.117	191	29.879	218	228
6	1:39.924	43.904	<b>192</b>	26.202	191	29.818	219	231	15	1:40.152	43.911	191	26.277	193	29.964	218	229
7	1:39.910	43.928	190	26.052	192	29.930	219	229	16	1:39.938	43.880	191	26.145	190	29.913	218	228
8	1:40.406	44.480	190	26.055	191	29.871	219	230	17	1:40.509	44.511	189	26.213	192	29.785	222	227
9	1:39.950	44.027	190	26.046	192	29.877	219	229	18	1:39.749	44.034	190	25.999	190	<b>29.716</b>	<b>219</b>	<b>232</b>

<b>21</b>	<b>Pourchaire, FRA</b>								<b>theoretical besttime: 1:38.472</b>								
1	2:02.839	51.738	189	26.285	193	44.816	119	172	10	1:39.148	43.833	192	25.631	196	29.684	220	229
2	2:47.513	1:22.138	76	41.599	76	43.776	217	116	11	1:39.264	43.652	191	25.676	194	29.936	222	229
3	1:39.932	44.125	191	25.861	194	29.946	218	226	12	1:39.427	44.141	191	25.603	195	29.683	219	228
4	1:38.921	43.695	192	<b>25.459</b>	194	29.767	219	227	13	1:38.799	<b>43.533</b>	<b>192</b>	25.643	195	29.623	221	231
5	<b>1:38.572</b>	43.547	<b>193</b>	25.497	194	29.528	220	228	14	1:39.524	43.782	192	25.568	194	30.174	221	231
6	1:38.803	43.554	191	25.570	194	29.679	221	229	15	1:39.178	43.849	191	25.663	194	29.666	219	230
7	1:38.843	43.764	191	25.509	<b>196</b>	29.570	220	<b>232</b>	16	1:39.042	43.736	192	25.682	193	29.624	219	230
8	1:40.642	45.451	191	25.625	194	29.566	220	229	17	1:38.961	43.804	191	25.677	194	<b>29.480</b>	<b>221</b>	229
9	1:39.082	43.858	190	25.570	196	29.654	221	229	18	1:38.780	43.661	192	25.600	194	29.519	221	230

<b>26</b>	<b>Dürksen, PAR</b>								<b>theoretical besttime: 1:39.027</b>								
1	2:09.718	56.350	185	27.358	193	46.010	141	183	10	1:39.772	44.038	191	25.934	192	29.800	221	232
2	2:43.231	1:22.694	95	39.270	68	41.267	222	117	11	1:39.403	43.789	190	25.831	193	29.783	220	229
3	1:41.636	45.006	191	26.444	195	30.186	<b>223</b>	230	12	<b>1:39.190</b>	43.718	190	<b>25.716</b>	<b>193</b>	29.756	220	229
4	1:40.437	44.480	191	26.088	196	29.869	220	232	13	1:39.310	43.702	189	25.857	192	29.751	218	228
5	1:39.682	43.822	191	26.055	195	29.805	223	228	14	1:39.972	<b>43.646</b>	<b>190</b>	26.039	193	30.287	221	228
6	1:39.905	44.038	190	26.018	194	29.849	222	<b>233</b>	15	1:39.550	43.963	191	25.922	193	<b>29.665</b>	<b>221</b>	232
7	1:39.723	43.837	189	26.005	<b>196</b>	29.881	221	232	16	1:39.515	43.728	191	25.895	193	29.892	221	229
8	1:40.377	44.606	189	25.792	196	29.979	222	230	17	1:39.288	43.746	191	25.859	193	29.683	221	230
9	1:39.809	44.006	190	25.803	195	30.000	222	231	18	1:39.247	43.646	191	25.919	194	29.682	221	229

<b>28</b>	<b>Ghiretti, FRA</b>								<b>theoretical besttime: 1:38.403</b>								
1	2:03.629	52.255	189	26.195	193	45.179	114	177	10	1:39.166	43.770	192	25.830	192	29.566	220	230
2	2:46.919	1:21.929	68	41.592	74	43.398	220	122	11	1:39.326	43.590	191	25.772	192	29.964	220	229
3	1:40.048	44.263	192	25.810	<b>195</b>	29.975	220	229	12	1:39.304	43.899	191	25.829	194	29.576	220	228
4	1:39.119	43.782	192	25.751	192	29.586	220	229	13	1:39.122	43.779	192	25.605	193	29.738	217	230
5	<b>1:38.462</b>	43.521	192	<b>25.451</b>	194	<b>29.490</b>	221	228	14	1:39.106	43.578	191	25.694	192	29.834	221	227
6	1:38.871	43.590	191	25.668	194	29.613	220	229	15	1:39.393	43.858	192	25.720	195	29.815	218	<b>231</b>
7	1:38.787	<b>43.462</b>	<b>193</b>	25.780	195	29.545	219	229	16	1:39.202	43.749	191	25.791	192	29.662	220	228
8	1:40.724	45.335	191	25.808	193	29.581	219	229	17	1:38.892	43.637	191	25.694	193	29.561	220	228
9	1:38.939	43.625	191	25.718	193	29.596	220	229	18	1:39.093	43.734	192	25.658	193	29.701	218	229





# ADAC Formel 4

## Sector List Race 2

Provisional



Circuit Zandvoort, Length: 4307m

Air temperature: 19.79°C

Track temperature: 22.01°C

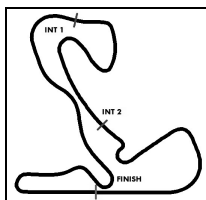
Weather condition: Dry

Reg. Nr.: KNAF 0304.19.255

Sunday, August 11, 2019 10:05:00

Lap	Time	SE1	SP1	SE2	SP2	SE3	SP3	TSP	Lap	Time	SE1	SP1	SE2	SP2	SE3	SP3	TSP
<b>44</b>	Below, RUS								<b>theoretical besttime: 1:38.568</b>								
1	2:04.441	52.917	190	26.155	<b>194</b>	45.369	110	175	10	1:39.181	43.769	190	25.751	191	29.661	218	227
2	2:46.817	1:22.168	70	41.458	71	43.191	218	120	11	1:38.968	43.642	191	25.772	191	29.554	219	227
3	1:40.223	44.558	190	25.775	193	29.890	218	228	12	1:39.298	43.765	192	25.868	193	29.665	220	228
4	1:39.208	43.831	190	25.650	192	29.727	218	227	13	1:39.291	43.772	191	25.776	191	29.743	218	<b>229</b>
5	1:38.806	43.671	190	<b>25.524</b>	192	29.611	218	227	14	1:39.333	43.780	190	25.894	191	29.659	219	228
6	<b>1:38.705</b>	43.640	190	25.562	192	<b>29.503</b>	218	227	15	1:39.683	43.930	190	25.957	192	29.796	217	228
7	1:38.837	<b>43.541</b>	191	25.615	193	29.681	217	227	16	1:39.621	43.878	190	25.856	191	29.887	217	226
8	1:40.214	44.724	189	25.727	193	29.763	219	227	17	1:39.884	43.922	189	25.979	191	29.983	217	225
9	1:39.255	43.876	190	25.749	191	29.630	218	228	18	1:40.973	44.334	189	26.285	191	30.354	217	226

Lap	Time	SE1	SP1	SE2	SP2	SE3	SP3	TSP	Lap	Time	SE1	SP1	SE2	SP2	SE3	SP3	TSP
<b>62</b>	Hauger, NOR								<b>theoretical besttime: 1:38.308</b>								
1	2:01.226	51.157	190	26.169	192	43.900	134	169	10	1:38.654	43.693	192	25.520	194	29.441	219	229
2	2:48.223	1:22.644	73	41.328	67	44.251	224	133	11	1:38.691	43.507	191	25.650	194	29.534	219	229
3	1:39.774	44.426	<b>193</b>	25.696	195	29.652	223	227	12	1:38.583	43.603	192	25.584	194	29.396	219	228
4	1:38.726	43.641	193	25.645	195	29.440	223	232	13	1:38.738	43.577	191	25.669	193	29.492	219	229
5	<b>1:38.385</b>	43.457	192	25.560	196	29.368	222	233	14	1:39.023	43.550	191	25.874	194	29.599	220	229
6	1:38.433	43.508	192	25.552	196	29.373	224	233	15	1:38.504	<b>43.431</b>	<b>192</b>	25.698	194	29.375	221	229
7	1:38.799	43.732	192	25.602	197	29.465	224	<b>233</b>	16	1:38.656	43.470	192	25.725	193	29.461	221	230
8	2:08.720	1:13.342	189	25.707	193	29.671	218	<b>233</b>	17	1:38.612	43.513	190	25.733	195	<b>29.366</b>	<b>224</b>	231
9	1:38.391	43.476	192	<b>25.511</b>	193	29.404	219	228	18	1:39.534	44.166	191	25.743	197	29.625	225	233



# ADAC Formel 4

## Top speed list Race 2

Provisional

Reg. Nr.: KNAF 0304.19.255

Sunday, August 11, 2019 10:05:00



Circuit Zandvoort, Length: 4307m

Air temperature: 19.79°C

Track temperature: 22.01°C

Weather condition: Dry

#	Name (NAT)	Team	Car name	Speed	Lap	Race time
6	Ido Cohen (ISR)	Van Amersfoort Racing (NLD)	ADAC Formel 4	235.80	7	11:38.199
26	Joshua Dürksen (PAR)	ADAC Berlin-Brandenburg e.V. (DEU)	ADAC Formel 4	233.76	6	9:57.579
62	Dennis Hauger (NOR)	Van Amersfoort Racing (NLD)	ADAC Formel 4	233.76	7	11:27.643
8	Lucas Alleco Roy (MCO)	Van Amersfoort Racing (NLD)	ADAC Formel 4	233.26	11	18:20.342
7	Roman Stanek (CZE)	US Racing - CHRS (DEU)	ADAC Formel 4	233.26	15	25:01.518
21	Theo Pourchaire (FRA)	US Racing - CHRS (DEU)	ADAC Formel 4	232.75	7	11:29.471
4	Niklas Krütten (DEU)	Van Amersfoort Racing (NLD)	ADAC Formel 4	232.25	6	9:58.214
19	Hadrien David (FRA)	R-ACE GP	ADAC Formel 4	232.25	18	30:02.704
28	Alessandro Ghiretti (FRA)	US Racing - CHRS (DEU)	ADAC Formel 4	231.75	15	24:44.420
15	Laszlo Toth (HUN)	R-ACE GP	ADAC Formel 4	231.26	4	6:37.830
14	Gregoire Saucy (SUI)	R-ACE GP	ADAC Formel 4	231.26	18	29:44.786
11	Alessandro Famularo (VEN)	Prema Powerteam SRL (ITA)	ADAC Formel 4	230.76	3	4:55.625
16	Sebastian Estner (DEU)	Van Amersfoort Racing (NLD)	ADAC Formel 4	230.27	6	9:57.430
5	Gianluca Petecof (BRA)	Prema Powerteam SRL (ITA)	ADAC Formel 4	230.27	13	21:20.919
10	Oliver Rasmussen (DNK)	Prema Powerteam SRL (ITA)	ADAC Formel 4	229.78	3	4:52.670
44	Michael Belov (RUS)	R-ACE GP	ADAC Formel 4	229.78	13	21:26.891
3	Paul Aron (EST)	Prema Powerteam SRL (ITA)	ADAC Formel 4	227.36	18	29:37.914
2	Nico Göhler (DEU)	ADAC Berlin-Brandenburg e.V. (DEU)	ADAC Formel 4	227.36	18	29:51.581
17	Arthur Leclerc (MCO)	US Racing - CHRS (DEU)	ADAC Formel 4	168.75	1	9.061