



ADAC GT Masters

Result List Qualifying 2



Provisional

Reg. Nr.: KNAF 0304.19.255

Amended
11.8.2019 - 11:35

Circuit Zandvoort, Length: 4307m

Air temperature: 19.28°C

Track temperature: 21.04°C

Weather condition: Dry

Sunday, August 11, 2019 9:10:00

started : 30 classified : 29 not classified : 1

	Drivers	Team	Car	Lap	Best Time	Gap	Diff	Kph	Day Time
1	29 M.Hofer(AUT)(J)/C.Mies(DEU)	MontaplastbyLand-Motorsport(DEU)	Audi R8 LMS GT3	5	1:36.348			160.9	9:43:31
2	28 R.Feller(CHE)(J)/D.Vanthoor(BEL)	MontaplastbyLand-Motorsport(DEU)	Audi R8 LMS GT3	4	1:36.506	0.158	0.158	160.6	9:43:26
3	48 F.Vettel(DEU)(J)/P.Ellis(GBR)	MANN-FILTER Team HTP(DEU)	Mercedes-AMG GT3	5	1:36.555	0.207	0.049	160.5	9:43:42
4	63 M.Bortolotti(ITA)/C.Engelhart(DEU)	ORANGE1 by GRT Grasser(AUT)	LamborghiniHuracanGT3E	4	1:36.573	0.225	0.018	160.5	9:44:51
5	82 R.Ineichen(CHE)(T)/F.Perera(FRA)	ORANGE1 by GRT Grasser(AUT)	LamborghiniHuracanGT3E	4	1:36.599	0.251	0.026	160.5	9:44:27
6	2 L.Stolz(DEU)/M.Engel(DEU)	TOKSPORT WRT(DEU)	Mercedes-AMG GT3	6	1:36.693	0.345	0.094	160.3	9:45:44
7	19 M.Beretta(ITA)(J)/M.Mapelli(ITA)	ORANGE1 by GRT Grasser(AUT)	LamborghiniHuracanGT3E	4	1:36.719	0.371	0.026	160.3	9:44:29
8	24 M.Ortmann(DEU)(J)/M.Winkelhock(DEU)	BWT Mücke Motorsport(DEU)	Audi R8 LMS GT3	4	1:36.724	0.376	0.005	160.3	9:43:58
9	17 T.Bernhard(DEU)/K.Bachler(AUT)	KÜS TEAM75 Bernhard(DEU)	Porsche 911 GT3 R	5	1:36.820	0.472	0.096	160.1	9:43:51
10	18 A.de Leener(BEL)/M.Cairoli(ITA)	KÜS TEAM75 Bernhard(DEU)	Porsche 911 GT3 R	7	1:36.861	0.513	0.041	160.0	9:44:15
11	33 F.Salaquarda(CZE)/F.Stippler(DEU)	Team ISR(CZE)	Audi R8 LMS GT3	4	1:36.904	0.556	0.043	160.0	9:44:37
12	31 P.Niederhauser(CHE)/K.van der Linde(ZAF)	HCB-Rutronik-Racing	Audi R8 LMS GT3	5	1:36.976	0.628	0.072	159.8	9:45:23
13	26 N.Rogivue(CHE)(J)/F.Vervisch(BEL)	BWT Mücke Motorsport(DEU)	Audi R8 LMS GT3	5	1:37.045	0.697	0.069	159.7	9:44:33
14	47 I.Dontje(NLD)/M.Götz(DEU)	MANN-FILTER Team HTP(DEU)	Mercedes-AMG GT3	5	1:37.068	0.720	0.023	159.7	9:43:45
15	25 J.Schmidt(CHE)(J)/C.Haase(DEU)	BWT Mücke Motorsport(DEU)	Audi R8 LMS GT3	4	1:37.111	0.763	0.043	159.6	9:43:49
16	3 R.Lips(CHE)(T)/M.Hackländer(DEU)	Aust Motorsport(DEU)	Audi R8 LMS GT3	4	1:37.139	0.791	0.028	159.6	9:30:16
17	7 L.Ludwig(DEU)/S.Asch(DEU)	HB Racing(AUT)	Ferrari 488 GT3	5	1:37.171	0.823	0.032	159.5	9:43:54
18	77 M.Pommer(DEU)/M.Kirchhöfer(DEU)	Callaway Competition(DEU)	Corvette C7 GT3-R	6	1:37.264	0.916	0.093	159.4	9:46:22
19	69 L.Luhr(DEU)/M.Holzer(DEU)	Iron Force Racing	Porsche 911 GT3 R	3	1:37.372	1.024	0.108	159.2	9:29:11
20	21 J.Bleekemolen(NLD)/J.Eriksson(SWE)	TeamZAKSPEEDBKKMobilOilRacing	Mercedes-AMG GT3	5	1:37.515	1.167	0.143	159.0	9:43:55
21	11 E.Erhart(DEU)/P.Kaffer(DEU)	EFP Car Collection by TECE	Audi R8 LMS GT3	6	1:37.718	1.370	0.203	158.6	9:43:39
22	12 M.Drudi(ITA)(J)/F.Spengler(DEU)	EFP Car Collection by TECE	Audi R8 LMS GT3	6	1:37.955	1.607	0.237	158.2	9:46:52
23	14 N.Sylvest(DNK)(J)/J.Klingmann(DEU)	MRS GT-Racing(DEU)	BMW M6 GT3	6	1:38.053	1.705	0.098	158.1	9:43:23
24	20 M.Wishofer(AUT)(J)/K.Snoeks(NLD)	TeamZAKSPEEDBKKMobilOilRacing	Mercedes-AMG GT3	5	1:38.094	1.746	0.041	158.0	9:43:53
25	99 E.Perez Companc(ARG)(J)/D.Keilwitz(DEU)	PROpeak Performance	AstonMartinVantageAMR	6	1:38.170	1.822	0.076	157.9	9:45:58
26	71 M.Paul(DEU)(J)/W.Tregurtha(GBR)(J)	T3 Motorsport	Audi R8 LMS GT3	9	1:38.488	2.140	0.318	157.4	9:45:50
27	4 A.Hoti(DEU)(J)/S.Tribaudini(FRA)(T)	Aust Motorsport(DEU)	Audi R8 LMS GT3	12	1:38.607	2.259	0.119	157.2	9:46:02
28	36 M.Dienst(DEU)(J)/A.Read(AUS)(J)	Schütz Motorsport(DEU)	Mercedes-AMG GT3	4	1:38.673	2.325	0.066	157.1	9:26:00
29	8 D.Marschall(DEU)(J)/C.Schreiner(DEU)(J)	HCB-Rutronik-Racing	Audi R8 LMS GT3	7	1:39.098	2.750	0.425	156.4	9:26:37

Not classified

1 R.Renauer(DEU)/T.Preining(AUT) Precote Herberth Motorsport(DEU) Porsche 911 GT3 R

Disqualified

13 S.Barth(DEU)(T)/D.Jahn(DEU) RWT Racing(AUT) Corvette C7 GT3-R

All best times performed under red flag are cancelled

Subject to final scrutineering!

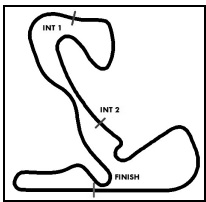
Publication time:	Clerk of the Course: Bobbe Veldkamp	Timekeeper: Steffen Ruhl
-------------------	-------------------------------------	--------------------------

ver: 1.1

www.adac.de/motorsport

Page 1/ 1 printed: 11.8.2019 11:35





ADAC GT Masters

Sector List Qualifying 2

Provisional



Circuit Zandvoort, Length: 4307m

Air temperature: 19.28°C

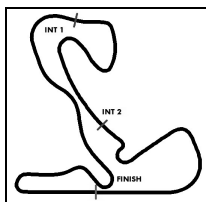
Track temperature: 21.04°C

Weather condition: Dry

Reg. Nr.: KNAF 0304.19.255

Sunday, August 11, 2019 9:10:00

Lap	Time	SE1	SP1	SE2	SP2	SE3	SP3	TSP	Lap	Time	SE1	SP1	SE2	SP2	SE3	SP3	TSP
17 Bernhard, DEU / Bachler, AUT									theoretical besttime: 1:36.820								
1	21:40.804	20:40.868	175	28.021	185	31.915	237		4	6:33.377	5:31.123	194	26.434	172	35.820	244	
2	1:45.401	44.769	193	26.394	209	34.238	244	238	5	1:36.820	42.129	203	25.521	212	29.170	243	256
3	2:14.598	42.266	203	28.652	119	1:03.680	45	257	6	1:49.279	43.706	193	26.627	211	38.946	56	256
18 de Leener, BEL / Cairoli, ITA									theoretical besttime: 1:36.705								
1	19:25.598	18:19.993	166	32.706	117	32.899	240		5	2:57.067	1:09.420	80	46.144	76	1:01.503	58	251
2	1:39.618	43.291	200	25.653	210	30.674	242	251	6	5:17.737	4:01.235	142	30.820	146	45.682	241	
3	1:40.694	42.594	200	25.376	211	32.724	242	253	7	1:36.861	42.518	200	25.528	210	28.815	241	253
4	1:37.146	42.514	201	25.535	211	29.097	239	254	8	1:46.833	43.281	196	26.004	211	37.548	58	252
19 Beretta, ITA / Mapelli, ITA									theoretical besttime: 1:36.719								
1	23:31.061	22:26.093	146	28.931	173	36.037	238		4	1:36.719	42.625	201	25.420	212	28.674	247	255
2	2:18.813	46.962	166	30.342	82	1:01.509	59	236	5	1:37.464	42.859	200	25.641	213	28.964	246	258
3	7:02.366	5:53.202	193	27.891	108	41.273	245										
20 Wishofer, AUT / Snoeks, NLD									theoretical besttime: 1:38.094								
1	21:58.297	20:54.929	182	30.287	171	33.081	185		4	6:00.828	4:51.225	195	30.097	132	39.506	245	
2	1:53.512	51.311	194	29.463	198	32.738	244	216	5	1:38.094	42.837	199	25.970	211	29.287	244	256
3	2:22.445	42.900	200	34.284	72	1:05.261	41	255	6	1:49.474	43.402	196	26.832	211	39.240	49	256
21 Bleekemolen, NLD / Eriksson, SWE									theoretical besttime: 1:37.515								
1	21:49.701	20:44.859	141	31.113	160	33.729	203		4	6:08.453	5:01.220	189	28.425	140	38.808	241	
2	1:50.010	46.500	176	28.413	148	35.097	242	227	5	1:37.515	42.820	200	25.797	211	28.898	243	255
3	2:29.052	43.075	198	39.757	71	1:06.220	43	255	6	1:51.744	48.955	188	28.626	138	34.163	243	233
24 Ortmann, DEU / Winkelhock, DEU									theoretical besttime: 1:36.724								
1	23:18.312	22:13.440	133	31.443	158	33.429	236		4	1:36.724	42.381	201	25.397	211	28.946	245	254
2	2:20.394	46.306	192	29.552	166	1:04.536	41	239	5	1:53.146	43.554	195	28.956	156	40.636	51	257
3	6:42.661	5:34.789	181	27.115	192	40.757	241										
25 Schmidt, CHE / Haase, DEU									theoretical besttime: 1:37.111								
1	23:07.633	22:00.902	170	31.744	129	34.987	217		4	1:37.111	42.616	203	25.716	210	28.779	244	255
2	2:14.278	45.960	189	30.456	177	57.862	49	214	5	1:37.359	42.785	196	25.721	209	28.853	243	257
3	6:49.797	5:45.169	187	28.394	172	36.234	241										
26 Rogivue, CHE / Vervisch, BEL									theoretical besttime: 1:37.045								
1	22:17.967	21:16.809	178	28.786	147	32.372	220		4	6:02.309	4:56.461	185	27.691	182	38.157	242	
2	1:49.902	45.995	190	30.650	155	33.257	243	203	5	1:37.045	42.731	200	25.591	209	28.723	243	255
3	2:45.423	42.941	157	48.549	69	1:13.933	48	254	6	1:46.422	42.805	198	25.789	209	37.828	53	255
28 Feller, CHE / Vanthoor, BEL									theoretical besttime: 1:36.293								
1	23:22.208	22:18.792	172	29.891	202	33.525	234		4	1:36.506	42.574	200	25.410	211	28.522	246	257
2	2:13.280	45.586	199	25.857	207	1:01.837	45	248	5	1:37.447	42.620	199	25.716	212	29.111	244	258
3	6:14.143	5:12.559	194	27.053	153	34.531	244		6	1:36.605	42.361	201	25.446	213	28.798	241	257
29 Hofer, AUT / Mies, DEU									theoretical besttime: 1:36.348								
1	22:37.222	21:31.395	130	32.058	158	33.769	234		5	1:36.348	42.330	199	25.397	212	28.621	245	257
2	1:42.658	45.722	194	26.269	209	30.667	242	243	6	1:36.821	42.467	200	25.540	213	28.814	243	258
3	2:58.893	1:10.723	79	47.316	78	1:00.854	58	257	7	1:36.888	42.580	201	25.576	213	28.732	244	257
4	4:35.553	3:31.241	193	29.663	109	34.649	247										



ADAC GT Masters

Sector List Qualifying 2

Provisional



Circuit Zandvoort, Length: 4307m

Air temperature: 19.28°C

Track temperature: 21.04°C

Weather condition: Dry

Reg. Nr.: KNAF 0304.19.255

Sunday, August 11, 2019 9:10:00

Lap	Time	SE1	SP1	SE2	SP2	SE3	SP3	TSP	Lap	Time	SE1	SP1	SE2	SP2	SE3	SP3	TSP
31	Niederhauser, CHE / van der Linde, ZAF								theoretical besttime: 1:36.813								
1	23:32.525	22:27.493	181	29.169	203	35.863	236		4	1:37.007	42.531	202	25.483	212	28.993	245	258
2	2:29.122	46.629	185	40.213	80	1:02.280	58	250	5	1:36.976	42.595	200	25.582	211	28.799	245	258
3	6:07.215	5:02.572	197	27.681	140	36.962	247										

33	Salaquarda, CZE / Stippler, DEU								theoretical besttime: 1:36.900								
1	23:53.557	22:52.867	169	28.583	199	32.107	240		4	1:36.904	42.734	201	25.393	214	28.777	248	259
2	2:41.313	45.924	185	39.886	47	1:15.503	37	245	5	1:37.404	42.954	200	25.677	213	28.773	247	261
3	6:25.163	5:18.852	192	28.315	83	37.996	247										

36	Dienst, DEU / Read, AUS								theoretical besttime: 1:38.567								
1	7:54.347	6:31.242	130	33.794	147	49.311	52		4	1:38.673	42.999	197	26.237	209	29.437	239	253
2	4:47.159	3:46.562	159	28.651	178	31.946	240		5	1:41.397	43.369	190	27.493	208	30.535	242	251
3	1:39.269	43.652	197	26.131	209	29.486	242	252	6	1:47.943	43.612	196	26.196	209	38.135	59	254

47	Dontje, NLD / Götz, DEU								theoretical besttime: 1:37.068								
1	22:49.155	21:40.363	143	30.803	144	37.989	217		4	4:22.346	3:18.254	176	27.730	141	36.362	247	
2	1:48.178	45.783	182	28.739	168	33.656	244	218	5	1:37.068	42.469	196	25.592	213	29.007	240	259
3	3:07.593	1:16.321	80	48.813	80	1:02.459	59	230	6	2:03.651	51.440	191	28.484	148	43.727	59	255

48	Vettel, DEU / Ellis, GBR								theoretical besttime: 1:36.555								
1	22:40.345	21:36.330	138	31.369	163	32.646	232		4	4:28.916	3:24.976	179	28.451	128	35.489	244	
2	1:48.780	48.652	142	30.661	175	29.467	245	225	5	1:36.555	42.334	200	25.466	211	28.755	245	257
3	3:07.182	1:12.085	80	48.946	79	1:06.151	58	233	6	1:55.072	42.713	199	27.711	150	44.648	51	257

63	Bortolotti, ITA / Engelhart, DEU								theoretical besttime: 1:36.573								
1	23:16.234	22:11.667	97	31.713	156	32.854	242		4	1:36.573	42.378	201	25.480	209	28.715	244	255
2	2:17.947	42.678	202	31.577	147	1:03.692	44	254	5	1:51.687	42.586	202	25.653	209	43.448	46	257
3	7:40.397	6:29.302	190	26.329	205	44.766	242										

69	Luhr, DEU / Holzer, DEU								theoretical besttime: 1:37.210								
1	2:38.399	1:22.281	156	32.079	135	44.039	56		4	1:37.488	42.723	200	25.667	212	29.098	242	257
2	14:54.654	13:54.461	191	26.985	208	33.208	240		5	1:47.751	42.810	197	25.837	210	39.104	56	254
3	1:37.372	42.885	200	25.474	210	29.013	244	251									

71	Paul, DEU / Tregurtha, GBR								theoretical besttime: 1:37.841								
1	11:41.198	10:34.976	170	31.426	141	34.796	175		6	3:06.731	1:14.470	71	48.591	81	1:03.670	58	255
2	1:42.013	46.551	193	26.386	209	29.076	243	180	7	4:45.608	3:28.639	198	26.917	171	50.052	241	
3	1:53.439	42.967	198	26.119	209	44.353	38	254	8	1:38.536	43.414	199	25.798	211	29.324	242	254
4	7:33.180	6:26.244	170	29.886	138	37.050	199		9	1:38.488	43.269	199	25.848	211	29.371	242	255
5	1:50.316	45.759	191	29.506	124	35.051	244	213									

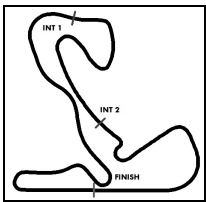
77	Pommer, DEU / Kirchhöfer, DEU								theoretical besttime: 1:37.224								
1	5:45.263	4:14.433	97	37.816	169	53.014	59		4	7:04.548	5:56.140	177	28.059	186	40.349	246	
2	17:52.390	16:37.588	164	30.525	157	44.277	241		5	1:37.393	42.665	201	25.556	213	29.172	246	256
3	2:25.183	42.862	199	39.707	79	1:02.614	58	254	6	1:37.264	42.601	201	25.596	214	29.067	245	257

82	Ineichen, CHE / Perera, FRA								theoretical besttime: 1:36.599								
1	22:59.826	22:00.189	164	28.739	158	30.898	239		3	5:00.475	3:51.288	199	28.977	97	40.210	247	
2	1:47.389	43.574	202	32.590	94	31.228	246	248	4	1:36.599	42.456	202	25.496	214	28.647	248	259
2	3:02.434	1:08.363	76	49.058	82	1:05.013	59	250	5	1:36.877	42.618	201	25.571	214	28.688	248	255

ver: 1.0

www.adac.de/motorsport

Page 3/ 4 printed: 11.8.2019 9:48



ADAC GT Masters

Sector List Qualifying 2

Provisional



Circuit Zandvoort, Length: 4307m

Air temperature: 19.28°C

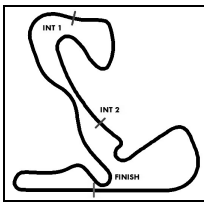
Track temperature: 21.04°C

Weather condition: Dry

Reg. Nr.: KNAF 0304.19.255

Sunday, August 11, 2019 9:10:00

Lap	Time	SE1	SP1	SE2	SP2	SE3	SP3	TSP	Lap	Time	SE1	SP1	SE2	SP2	SE3	SP3	TSP
99 Perez Companc, ARG / Keilwitz, DEU									theoretical besttime: 1:38.170								
1	22:26.011	21:17.476	137	34.417	175	34.118	207		4	5:31.236	4:13.376	161	31.562	140	46.298	244	
2	1:49.752	47.597	193	27.905	164	34.250	245	223	5	1:38.502	43.392	196	26.087	212	29.023	245	257
3	2:54.424	1:00.230	76	49.155	76	1:05.039	58	256	6	1:38.170	43.193	201	25.984	213	28.993	246	258



ADAC GT Masters

Top speed list Qualifying 2

Provisional



Circuit Zandvoort, Length: 4307m

Air temperature: 19.28°C

Track temperature: 21.04°C

Weather condition: Dry

Reg. Nr.: KNAF 0304.19.255

Sunday, August 11, 2019 9:10:00

#	Name (NAT)	Team	Car name	Speed	Lap	Race time
14	Jens Klingmann (DEU)	MRS GT-Racing (DEU)	BMW M6 GT3	261.50	7	28:07.622
33	Frank Stippler (DEU)	Team ISR (CZE)	Audi R8 LMS GT3	261.50	5	29:22.180
47	Maximilian Götz (DEU)	MANN-FILTER Team HTP (DEU)	Mercedes-AMG GT3	259.61	5	26:52.533
82	Franck Perera (FRA)	ORANGE1 by GRT Grasser (AUT)	Lamborghini Huracan GT3 EVO	259.61	4	27:35.382
3	Maximilian Hackländer (DEU)	Aust Motorsport (DEU)	Audi R8 LMS GT3	259.61	10	29:24.539
13	David Jahn (DEU)	RWT Racing (AUT)	Corvette C7 GT3-R	258.99	4	27:07.656
29	Christopher Mies (DEU)	Montaplast by Land-Motorsport (DEU)	Audi R8 LMS GT3	258.99	6	28:15.945
19	Marco Mapelli (ITA)	ORANGE1 by GRT Grasser (AUT)	Lamborghini Huracan GT3 EVO	258.99	5	29:14.218
11	Pierre Kaffer (DEU)	EFP Car Collection by TECE	Audi R8 LMS GT3	258.37	4	24:23.339
31	Kelvin van der Linde (ZAF)	HCB-Rutronik-Racing	Audi R8 LMS GT3	258.37	4	26:54.131
28	Dries Vanthoor (BEL)	Montaplast by Land-Motorsport (DEU)	Audi R8 LMS GT3	258.37	5	28:11.407
99	Daniel Keilwitz (DEU)	PROpeak Performance	Aston Martin Vantage AMR GT3	258.37	6	29:05.199
69	Marco Holzer (DEU)	Iron Force Racing	Porsche 911 GT3 R	257.75	4	19:13.043
24	Markus Winkelhock (DEU)	BWT Mücke Motorsport (DEU)	Audi R8 LMS GT3	257.75	5	28:43.370
77	Marvin Kirchhöfer (DEU)	Callaway Competition (DEU)	Corvette C7 GT3-R	257.75	6	29:30.046
17	Klaus Bachler (AUT)	KÜS TEAM75 Bernhard (DEU)	Porsche 911 GT3 R	257.14	3	23:28.821
48	Philip Ellis (GBR)	MANN-FILTER Team HTP (DEU)	Mercedes-AMG GT3	257.14	5	26:50.498
7	Sebastian Asch (DEU)	HB Racing (AUT)	Ferrari 488 GT3	257.14	5	27:02.014
25	Christopher Haase (DEU)	BWT Mücke Motorsport (DEU)	Audi R8 LMS GT3	257.14	5	28:34.103
63	Christian Engelhart (DEU)	ORANGE1 by GRT Grasser (AUT)	Lamborghini Huracan GT3 EVO	257.14	5	29:36.435
8	Carrie Schreiner (DEU)	HCB-Rutronik-Racing	Audi R8 LMS GT3	256.53	9	18:19.640
1	Thomas Preining (AUT)	Precote Herberth Motorsport (DEU)	Porsche 911 GT3 R	256.53	3	22:59.424
20	Kelvin Snoeks (NLD)	Team ZAKSPEED BKK Mobil Oil Racing (DEU)	Mercedes-AMG GT3	256.53	5	27:00.370
4	Stephane Tribaudini (FRA)	Aust Motorsport (DEU)	Audi R8 LMS GT3	255.92	7	20:23.952
21	Jimmy Eriksson (SWE)	Team ZAKSPEED BKK Mobil Oil Racing (DEU)	Mercedes-AMG GT3	255.92	3	23:42.346
71	William Tregurtha (GBR)	T3 Motorsport	Audi R8 LMS GT3	255.92	6	24:42.781
12	Florian Spengler (DEU)	EFP Car Collection by TECE	Audi R8 LMS GT3	255.92	5	28:20.652
26	Frederic Vervisch (BEL)	BWT Mücke Motorsport (DEU)	Audi R8 LMS GT3	255.92	6	29:17.936
36	Aidan Read (AUS)	Schütz Motorsport (DEU)	Mercedes-AMG GT3	254.71	6	17:43.487
2	Maro Engel (DEU)	TOKSPORT WRT (DEU)	Mercedes-AMG GT3	254.71	3	23:32.502
18	Matteo Cairoli (ITA)	KÜS TEAM75 Bernhard (DEU)	Porsche 911 GT3 R	254.11	4	22:48.560