

Circuit Zandvoort, Length: 4307m

ADAC GT Masters

Result List Race 1



Provisional

Reg. Nr.: KNAF 0304.19.255

Amended
10.8.2019 - 20:56

Saturday, August 10, 2019 14:45:00

started : 31 classified : 24 not classified : 7

	Drivers	Team	Car	Laps	Total Time	Gap	Kph	Lap	Time	Kph
1	63 M.Bortolotti(ITA) /C.Engelhart(DEU)	ORANGE1 by GRT Grasser(AUT)	LamborghiniHuracanGT3E	34	1:02:47.703		139.6	5	1:38.329	157.6
2	17 T.Bernhard(DEU) /K.Bachler(AUT)	KÜS TEAM75 Bernhard(DEU)	Porsche 911 GT3 R	34	1:02:48.068	0.365	139.6	7	1:39.010	156.6
3	19 M.Beretta(ITA) (J)/M.Mapelli(ITA)	ORANGE1 by GRT Grasser(AUT)	LamborghiniHuracanGT3E	34	1:02:49.454	1.751	139.6	6	1:38.940	156.7
4	24 M.Ortmann(DEU) (J)/M.Winkelhock(DEU)	BWT Mücke Motorsport(DEU)	Audi R8 LMS GT3	34	1:03:07.012	19.309	139.2	6	1:40.371	154.4
5	29 M.Hofer(AUT) (J)/C.Mies(DEU)	MontaplastbyLand-Motorsport(DEU)	Audi R8 LMS GT3	34	1:03:07.320	19.617	139.0	6	1:39.352	156.0
6	14 N.Sylvest(DNK) (J)/J.Klingmann(DEU)	MRS GT-Racing(DEU)	BMW M6 GT3	34	1:03:08.199	20.496	139.1	6	1:40.416	154.4
7	48 F.Vette(DEU)(J)/ P.Ellis(GBR)	MANN-FILTER Team HTP(DEU)	Mercedes-AMG GT3	34	1:03:08.442	20.739	139.4	24	1:40.388	154.4
8	26 N.Rogivue(CHE)(J)/ F.Vervisch(BEL)	BWT Mücke Motorsport(DEU)	Audi R8 LMS GT3	34	1:03:08.700	20.997	139.4	25	1:40.427	154.3
9	33 F.Salaquarda(CZE) /F.Stippler(DEU)	Team ISR(CZE)	Audi R8 LMS GT3	34	1:03:09.241	21.538	139.3	7	1:39.479	155.8
10	82 R.Ineichen(CHE) (T)/F.Perera(FRA)	ORANGE1 by GRT Grasser(AUT)	LamborghiniHuracanGT3E	34	1:03:09.527	21.824	139.0	6	1:39.766	155.4
11	28 R.Feller(CHE) (J)/D.Vanhoor(BEL)	MontaplastbyLand-Motorsport(DEU)	Audi R8 LMS GT3	34	1:03:11.549	23.846	139.0	6	1:40.248	154.6
12	13 S.Barth(DEU) (T)/D.Jahn(DEU)	RWT Racing(AUT)	Corvette C7 GT3-R	34	1:03:16.142	28.439	138.8	6	1:39.842	155.2
13	21 J.Bleekemolen(NLD) /J.Eriksson(SWE)	TeamZAKSPEEDBKKMobilOilRacing	Mercedes-AMG GT3	34	1:03:19.205	31.502	138.9	11	1:40.132	154.8
14	8 D.Marschall(DEU) (J)/C.Schreiner(DEU)(J)	HCB-Rutronik-Racing	Audi R8 LMS GT3	34	1:03:19.235	31.532	138.6	15	1:39.237	156.2
15	25 J.Schmidt(CHE) (J)/C.Haase(DEU)	BWT Mücke Motorsport(DEU)	Audi R8 LMS GT3	34	1:03:19.543	31.840	138.7	15	1:40.007	155.0
16	7 L.Ludwig(DEU) /S.Asch(DEU)	HB Racing(AUT)	Ferrari 488 GT3	34	1:03:22.315	34.612	138.7	6	1:40.454	154.3
17	31 P.Niederhauser(CHE) /K.van der Linde(ZAF)	HCB-Rutronik-Racing	Audi R8 LMS GT3	34	1:03:22.950	35.247	138.4	5	1:39.875	155.2
18	11 E.Erhart(DEU)/ P.Kaffer(DEU)	EFP Car Collection by TECE	Audi R8 LMS GT3	34	1:03:23.277	35.574	138.9	28	1:40.073	154.9
19	3 R.Lips(CHE)(T)/ M.Hackländer(DEU)	Aust Motorsport(DEU)	Audi R8 LMS GT3	34	1:03:23.699	35.996	138.8	21	1:41.303	153.0
20	69 L.Luhr(DEU) /M.Holzer(DEU)	Iron Force Racing	Porsche 911 GT3 R	34	1:03:24.873	37.170	139.1	4	1:41.041	153.4
21	99 E.Perez Companc(ARG)(J)/ D.Keilwitz(DEU)	PROpeak Performance	AstonMartinVantageAMR	34	1:03:25.672	37.969	138.6	21	1:41.120	153.3
22	71 M.Paul(DEU) (J)/W.Tregurtha(GBR)(J)	T3 Motorsport	Audi R8 LMS GT3	33	1:01:51.624	1 LAP	138.0	11	1:40.440	154.3
23	18 A.de Leener(BEL)/ M.Cairolì(ITA)	KÜS TEAM75 Bernhard(DEU)	Porsche 911 GT3 R	32	59:45.434	2 LAPS	138.6	29	1:40.584	154.1
24	77 M.Pommer(DEU) /M.Kirchhöfer(DEU)	Callaway Competition(DEU)	Corvette C7 GT3-R	26	1:00:27.448	8 LAPS	110.4	15	1:40.144	154.8
Not classified										
36	M.Dienst(DEU) (J)/A.Read(AUS)(J)	Schütz Motorsport(DEU)	Mercedes-AMG GT3	24	46:44.596	10 LAPS	133.0	4	1:40.950	153.5
2	L.Stolz(DEU) /M.Engel(DEU)	TOKSPORT WRT(DEU)	Mercedes-AMG GT3	23	45:00.911	11 LAPS	131.5	15	1:39.101	156.4
47	I.Dontje(NLD) /M.Götz(DEU)	MANN-FILTER Team HTP(DEU)	Mercedes-AMG GT3	15	27:32.467	19 LAPS	141.5	11	1:39.707	155.5
1	R.Renauer(DEU) /T.Preining(AUT)	Precote Herberth Motorsport(DEU)	Porsche 911 GT3 R	14	26:22.044	20 LAPS	139.7	6	1:39.712	155.4
20	M.Wishofer(AUT) (J)/K.Snoeks(NLD)	TeamZAKSPEEDBKKMobilOilRacing	Mercedes-AMG GT3	10	18:34.126	24 LAPS	140.6	7	1:41.647	152.5
4	A.Hoti(DEU) (J)/S.Tribaudini(FRA)(T)	Aust Motorsport(DEU)	Audi R8 LMS GT3	4	9:11.432	30 LAPS	108.4	3	2:12.086	117.3
12	M.Drudi(ITA)(J)/F.Spengler(DEU)	EFP Car Collection by TECE	Audi R8 LMS GT3							

Fastest lap of the race. Car 63 driver Mirko Bortolotti on lap 5. Time 1:38.329, average speed 157.6 km/h.

Following stewards decision no. 75 drive trough penalty converted into a time penalty of 30 seconds for car no. 1

Subject to final scrutineering!		
Publication time:	Clerk of the Course: Bobbe Veldkamp	Timekeeper: Steffen Ruhl

ver: 1.1

www.adac.de/motorsport

Page 1/ 1 printed: 10.8.2019 20:56

ADAC Vorteilswelt

Audi Sport

motorsport

CAMP DAVID

DEKRA

Castrol

Herrenausstatter.de

KÄRCHER

kfzteile24

KÜHNE+NAGEL

PIRELLI

postcon

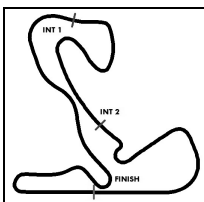
FR RACING

RAVENOL

Sport Bild

WINN BUSCH

DMSB 2019 INTERNATIONAL SERIES



ADAC GT Masters

Sector List Race 1



Provisional

Circuit Zandvoort, Length: 4307m

Air temperature: 22.74°C

Track temperature: 22.79°C

Weather condition: Wet

Reg. Nr.: KNAF 0304.19.255

Saturday, August 10, 2019 14:45:00

Lap	Time	SE1	SP1	SE2	SP2	SE3	SP3	TSP	Lap	Time	SE1	SP1	SE2	SP2	SE3	SP3	TSP
1 Renauer, DEU / Preining, AUT									theoretical besttime: 1:39.634								
1	1:49.513	50.976	193	26.645	208	31.892	179	222	9	1:40.183	43.934	195	26.556	210	29.693	244	255
2	2:19.009	1:04.826	113	36.218	115	37.965	186	211	10	1:40.383	43.898	197	26.678	210	29.807	245	257
3	2:20.261	1:03.757	120	37.491	171	39.013	245	187	11	1:40.344	44.030	196	26.583	209	29.731	244	258
4	1:40.972	44.575	197	26.500	210	29.897	245	259	12	1:41.757	44.161	194	26.568	209	31.028	240	258
5	1:40.125	44.059	196	26.376	209	29.690	245	257	13	2:30.361	1:03.452	78	46.641	82	40.268	244	245
6	1:39.712	43.568	196	26.419	208	29.725	244	258	14	1:48.201	44.612	195	26.630	211	36.959	58	255
7	1:40.551	43.761	196	26.520	211	30.270	245	258	15								
8	1:40.672	44.211	195	26.623	208	29.838	242	253									

Lap	Time	SE1	SP1	SE2	SP2	SE3	SP3	TSP	Lap	Time	SE1	SP1	SE2	SP2	SE3	SP3	TSP
2 Stolz, DEU / Engel, DEU									theoretical besttime: 1:38.890								
1	1:48.314	50.332	193	26.759	204	31.223	192	199	13	2:33.051	1:05.172	87	46.775	81	41.104	240	219
2	2:19.024	1:04.777	120	36.196	106	38.051	180	195	14	1:40.806	44.204	194	26.505	208	30.097	239	248
3	2:20.806	1:03.754	115	36.350	150	40.702	243	190	15	1:39.101	43.521	195	26.033	209	29.547	242	252
4	1:40.961	44.319	196	26.441	209	30.201	241	254	16	1:48.034	44.116	192	26.670	209	37.248	58	254
5	1:39.904	43.906	195	26.292	209	29.706	242	252	17	2:52.743	1:55.204	171	27.164	207	30.375	240	
6	1:39.849	43.587	193	26.377	207	29.885	242	255	18	2:08.707	45.518	165	39.130	123	44.059	184	254
7	1:39.753	43.650	193	26.509	205	29.594	244	255	19	2:34.769	1:10.031	88	38.812	98	45.926	152	146
8	1:39.286	43.362	196	26.429	207	29.495	242	253	20	2:31.643	1:08.316	89	43.841	50	39.486	242	122
9	1:39.539	43.820	197	26.162	208	29.557	242	255	21	1:42.922	44.565	181	27.630	190	30.727	239	252
10	1:39.742	43.635	194	26.303	207	29.804	242	255	22	1:43.074	44.815	188	27.318	208	30.941	237	254
11	1:40.163	43.870	194	26.447	208	29.846	243	251	23	2:16.469	56.266	129	33.013	137	47.190	57	250
12	1:42.251	44.239	191	26.403	207	31.609	225	254									

Lap	Time	SE1	SP1	SE2	SP2	SE3	SP3	TSP	Lap	Time	SE1	SP1	SE2	SP2	SE3	SP3	TSP
3 Lips, CHE / Hackländer, DEU									theoretical besttime: 1:40.900								
1	1:58.812	56.335	184	27.546	204	34.931	168	213	18	1:42.725	45.055	182	27.236	190	30.434	239	248
2	2:22.142	1:06.831	89	37.377	139	37.934	193	116	19	1:41.473	44.516	192	26.939	208	30.018	242	253
3	2:14.814	1:02.175	112	37.355	152	35.284	240	171	20	2:16.882	1:00.460	94	43.793	67	32.629	243	234
4	1:41.615	44.414	196	26.535	208	30.666	242	257	21	1:41.303	44.228	194	26.772	208	30.303	245	257
5	1:42.702	45.096	196	26.684	208	30.922	242	252	22	1:42.993	44.898	188	27.553	210	30.542	243	259
6	1:41.949	44.668	196	27.008	205	30.273	242	257	23	1:41.742	44.644	191	26.961	209	30.137	244	258
7	1:41.627	44.521	194	26.833	209	30.273	242	257	24	1:41.877	44.708	193	26.989	210	30.180	243	259
8	1:43.918	44.775	194	27.750	205	31.393	240	257	25	1:42.831	44.844	191	27.788	209	30.199	243	258
9	1:42.694	44.882	194	27.236	206	30.576	241	255	26	1:41.988	44.796	193	27.005	208	30.187	243	258
10	1:42.242	44.924	194	26.957	206	30.361	237	257	27	1:41.617	44.676	192	26.762	209	30.179	244	258
11	1:42.562	45.195	192	26.967	208	30.400	242	254	28	1:42.091	44.783	194	26.892	210	30.416	243	258
12	1:50.302	44.561	193	27.112	205	38.629	57	256	29	1:42.816	45.283	193	26.837	205	30.696	244	258
13	2:08.979	59.050	163	35.250	114	34.679	241		30	1:42.653	44.638	194	26.971	209	31.044	241	255
14	1:42.535	44.652	190	27.400	209	30.483	240	256	31	1:43.218	45.511	193	27.149	207	30.558	244	257
15	1:49.754	44.554	194	26.863	208	38.337	51	255	32	1:42.746	45.109	193	27.082	209	30.555	243	255
16	3:31.620	2:10.588	77	39.815	135	41.217	159		33	1:43.813	44.911	195	27.009	208	31.893	238	258
17	2:29.063	1:11.372	59	47.250	199	30.441	241	180	34	1:43.601	46.125	193	26.761	209	30.715	240	241

Lap	Time	SE1	SP1	SE2	SP2	SE3	SP3	TSP	Lap	Time	SE1	SP1	SE2	SP2	SE3	SP3	TSP
4 Hoti, DEU / Tribaudini, FRA									theoretical besttime: 2:08.150								
1	2:02.579	57.765	167	28.059	200	36.755	150	185	3	2:12.086	1:00.796	108	37.572	126	33.718	241	205
2	2:23.902	1:07.204	106	38.051	117	38.647	182	140	4	2:32.865	1:06.373	104	37.578	160	48.914	57	255

Lap	Time	SE1	SP1	SE2	SP2	SE3	SP3	TSP	Lap	Time	SE1	SP1	SE2	SP2	SE3	SP3	TSP
7 Ludwig, DEU / Asch, DEU									theoretical besttime: 1:40.423								
1	1:54.456	53.524	192	28.577	210	32.355	163	227	18	1:42.413	45.102	190	27.050	209	30.261	241	241
2	2:20.229	1:05.712	96	36.552	104	37.965	189	158	19	1:41.626	44.217	190	26.932	211	30.477	200	251
3	2:17.089	1:03.041	92	37.534	132	36.514	243	210	20	2:21.973	1:03.539	91	44.378	59	34.056	244	161
4	1:41.090	44.490	192	26.598	209	30.002	244	256	21	1:41.950	44.320	193	26.917	210	30.713	243	257
5	1:40.855	44.232	194	26.643	211	29.980	246	257	22	1:43.057	45.569	185	27.196	211	30.292	242	257
6	1:40.454	43.947	194	26.565	209	29.942	242	257	23	1:42.039	44.597	191	26.956	209	30.486	247	255
7	1:40.483	43.968	194	26.604	209	29.911	244	259	24	1:41.809	44.335	193	26.951	213	30.523	241	256
8	1:41.023	44.232	192	26.759	207	30.032	244	257	25	1:42.367	44.632	192	27.216	209	30.519	244	252
9	1:41.044	44.174	192	26.732	208	30.138	242	256	26	1:42.145	44.434	195	27.196	210	30.515	244	256
10	1:41.614	44.222	192	26.855	210	30.537	240	257	27	1:42.665	44.773	193	27.428	209	30.464	242	256
11	1:42.932	44.810	183	27.896	209	30.226	240	256	28	1:42.658	44.537	193	27.297	207	30.824	245	256
12	1:44.142	44.643	192	27.099	201	32.400	233	256	29	1:42.710	45.080	192	27.238	208	30.392	242	254
13	2:23.014	58.841	68	46.911	85	37.262	245	236	30	1:42.830	44.648	189	27.145	212	31.037	246	257
14	1:48.912	44.798	192	26.991	211	37.123	59	254	31	1:43.129	45.303	192	27.294	211	30.532	242	254

ver: 1.0

www.adac.de/motorsport

Page 1/9 printed: 10.8.2019 15:50

ADAC Vorteilswelt

Audi Sport

motorsport

CAMP DAVID

DEKRA

Elfracht

Herrenausstatter.de

KÄRCHER

kfzteile24

KÜHNE+NAGEL

PIRELLI

postcon

FR RACING

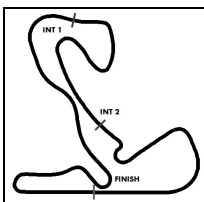
RAVENOL

Sport Bild

WINN BUSCH

DMSB

2019 INTERNATIONAL SERIES



ADAC GT Masters

Sector List Race 1



Provisional

Circuit Zandvoort, Length: 4307m

Air temperature: 22.74°C

Track temperature: 22.79°C

Weather condition: Wet

Reg. Nr.: KNAF 0304.19.255

Saturday, August 10, 2019 14:45:00

Lap	Time	SE1	SP1	SE2	SP2	SE3	SP3	TSP	Lap	Time	SE1	SP1	SE2	SP2	SE3	SP3	TSP
15	2:53.393	1:55.017	183	27.221	211	31.155	227		32	1:42.705	44.805	191	27.335	207	30.565	242	254
16	2:21.952	1:01.705	89	37.718	127	42.529	138	230	33	1:43.241	44.755	191	27.236	210	31.250	240	255
17	2:27.052	1:10.992	61	45.571	204	30.489	239	159	34	1:43.264	44.951	193	27.240	210	31.073	244	253

8 Marschall, DEU / Schreiner, DEU

theoretical besttime: 1:39.172

1	1:48.810	50.067	191	27.019	204	31.724	187	204	18	1:59.663	47.737	168	28.730	134	43.196	183	243
2	2:19.033	1:04.733	129	36.134	114	38.166	167	193	19	2:35.171	1:09.591	91	39.625	131	45.955	138	140
3	2:20.804	1:03.884	116	36.425	133	40.495	242	189	20	2:31.627	1:07.784	107	44.290	53	39.553	239	118
4	1:40.801	44.332	194	26.320	205	30.149	243	254	21	1:43.914	46.220	191	27.157	207	30.537	241	241
5	1:40.025	43.995	194	26.440	207	29.590	246	255	22	1:43.693	44.778	194	27.424	197	31.491	244	254
6	1:39.788	43.696	196	26.335	207	29.757	245	259	23	1:42.025	44.827	195	26.722	208	30.476	243	257
7	1:40.723	43.711	195	26.421	206	30.591	244	259	24	1:42.162	44.959	191	26.928	208	30.275	243	259
8	1:40.486	44.009	194	26.511	207	29.966	242	252	25	1:43.831	45.300	194	28.103	208	30.428	241	258
9	1:40.158	43.883	194	26.423	207	29.852	243	257	26	1:41.701	44.302	195	27.062	209	30.337	244	257
10	1:40.489	43.942	192	26.657	207	29.890	244	258	27	1:41.356	44.407	194	26.780	208	30.169	241	257
11	1:40.228	43.900	194	26.569	207	29.759	246	258	28	1:42.311	44.449	194	27.071	207	30.791	239	256
12	1:41.528	44.066	193	26.680	206	30.782	240	260	29	1:42.997	45.557	193	27.038	209	30.402	240	255
13	2:30.651	1:03.398	78	46.597	80	40.656	243	241	30	1:42.783	44.533	194	27.308	209	30.942	238	256
14	1:41.248	44.502	193	26.687	208	30.059	241	248	31	1:42.145	44.839	194	27.142	209	30.164	243	254
15	1:39.237	43.540	196	26.385	209	29.312	244	255	32	1:41.994	44.656	193	26.924	210	30.414	242	256
16	1:47.087	43.786	187	26.599	209	36.702	58	258	33	1:43.427	45.062	193	26.977	209	31.388	238	257
17	3:02.970	2:02.710	140	28.312	186	31.948	236		34	1:44.369	45.138	192	27.268	205	31.963	231	250

11 Erhart, DEU / Kaffer, DEU

theoretical besttime: 1:39.980

1	2:01.440	56.837	171	27.944	194	36.659	168	201	18	1:42.523	45.077	189	27.121	207	30.325	239	252
2	2:22.824	1:06.804	105	38.058	126	37.962	175	122	19	1:41.018	44.268	192	26.757	208	29.993	242	254
3	2:13.092	1:01.288	87	37.678	135	34.126	243	167	20	2:17.501	1:00.795	108	44.096	70	32.610	243	192
4	1:41.800	44.664	194	26.596	206	30.540	242	252	21	1:41.265	44.192	194	26.614	209	30.459	244	256
5	1:42.377	44.687	192	26.722	210	30.968	244	242	22	1:43.025	45.205	183	27.514	211	30.306	245	257
6	1:42.121	44.754	194	26.525	207	30.842	243	253	23	1:41.883	44.820	193	27.090	208	29.973	246	259
7	1:41.605	44.434	194	26.630	207	30.541	243	255	24	1:41.866	44.678	194	26.821	210	30.367	243	257
8	1:44.739	47.355	192	26.770	207	30.614	241	258	25	1:42.206	44.743	194	26.843	211	30.620	244	253
9	1:42.021	44.727	191	26.886	207	30.408	240	254	26	1:41.806	44.360	194	26.923	211	30.523	244	259
10	1:41.850	44.965	193	26.743	206	30.142	242	249	27	1:49.403	53.045	194	26.571	207	29.787	242	259
11	1:41.797	44.866	191	26.710	208	30.221	243	254	28	1:40.073	43.811	194	26.586	209	29.676	243	255
12	1:44.216	45.195	192	27.445	152	31.576	237	254	29	1:40.161	43.973	195	26.493	209	29.695	244	255
13	2:12.654	50.483	79	46.387	108	35.784	242	234	30	1:41.441	43.941	196	26.603	209	30.897	241	257
14	1:43.720	44.875	190	27.736	205	31.109	238	251	31	1:42.923	45.580	181	27.113	210	30.230	243	255
15	1:48.800	44.476	194	26.637	207	37.687	59	251	32	1:42.617	45.019	194	26.826	210	30.772	246	251
16	3:32.690	2:11.555	80	39.554	146	41.581	161		33	1:43.988	44.984	195	27.265	209	31.739	240	255
17	2:29.053	1:10.816	64	47.651	204	30.586	239	180	34	1:42.779	45.181	196	26.753	208	30.845	244	241

12 Drudi, ITA / Spengler, DEU

theoretical besttime:

1								201									
---	--	--	--	--	--	--	--	------------	--	--	--	--	--	--	--	--	--

13 Barth, DEU / Jahn, DEU

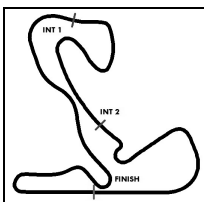
theoretical besttime: 1:39.528

1	1:50.476	51.516	190	26.743	205	32.217	166	201	18	1:42.053	45.116	191	26.481	208	30.456	252	236
2	2:19.638	1:05.161	110	36.175	144	38.302	206	191	19	1:56.319	44.410	195	27.167	146	44.742	131	254
3	2:19.491	1:03.527	118	37.276	144	38.688	245	175	20	2:27.207	1:07.728	99	43.974	53	35.505	257	120
4	1:41.006	44.474	193	26.446	207	30.086	246	254	21	1:42.843	45.018	192	27.304	201	30.521	245	257
5	1:40.579	43.811	193	26.549	207	30.219	246	255	22	1:40.914	44.174	195	26.930	208	29.810	248	258
6	1:39.842	43.682	199	26.456	210	29.704	246	258	23	1:41.164	44.284	184	27.203	214	29.677	256	260
7	1:39.916	43.460	197	26.391	211	30.065	255	258	24	1:40.555	43.939	194	26.686	211	29.930	247	257
8	1:40.736	44.127	186	26.841	210	29.768	256	252	25	1:41.680	44.460	196	26.736	205	30.484	250	258
9	1:40.359	43.834	194	26.575	208	29.950	236	255	26	1:42.041	44.752	195	26.767	213	30.522	256	260
10	1:40.576	43.830	197	26.781	213	29.965	254	257	27	1:41.192	44.000	195	26.705	217	30.487	244	265
11	1:40.411	43.878	198	26.648	211	29.885	247	255	28	1:41.957	44.592	194	26.804	214	30.561	247	253
12	1:41.374	43.845	195	26.588	210	30.941	237	257	29	1:41.187	44.351	197	26.894	213	29.942	247	251
13	2:29.875	1:03.288	82	46.623	87	39.964	253	229	30	1:51.090	44.537	194	26.725	210	39.828	236	251
14	1:48.225	44.495	191	26.727	210	37.003	58	250	31	1:42.364	45.146	194	27.072	213	30.146	254	250
15	2:48.889	1:52.652	191	26.559	211	29.678	255		32	1:42.011	44.742	196	26.786	215	30.483	246	254
16	2:26.398	1:06.341	85	37.568	126	42.489	167	219	33	1:41.641	43.963	196	26.740	212	30.938	240	260
17	2:09.260	1:10.597	74	28.142	208	30.521	244	176	34	1:42.873	44.593	196	26.967	210	31.313	242	256

ver: 1.0

www.adac.de/motorsport

Page 2/ 9 printed: 10.8.2019 15:50



ADAC GT Masters

Sector List Race 1



Provisional

Circuit Zandvoort, Length: 4307m

Air temperature: 22.74°C

Track temperature: 22.79°C

Weather condition: Wet

Reg. Nr.: KNAF 0304.19.255

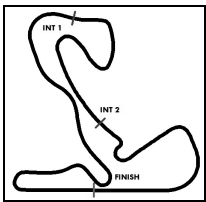
Saturday, August 10, 2019 14:45:00

Lap	Time	SE1	SP1	SE2	SP2	SE3	SP3	TSP	Lap	Time	SE1	SP1	SE2	SP2	SE3	SP3	TSP
14 Sylvest, DNK / Klingmann, DEU									theoretical besttime: 1:40.143								
1	1:52.337	53.173	191	27.262	211	31.902	174	204	18	2:00.722	47.511	159	29.137	119	44.074	194	235
2	2:20.738	1:06.187	118	36.148	141	38.403	177	147	19	2:34.290	1:08.921	84	40.257	124	45.112	147	176
3	2:17.781	1:02.952	112	37.370	121	37.459	248	200	20	2:30.895	1:07.867	125	44.122	52	38.906	243	128
4	1:40.939	44.274	200	26.547	207	30.118	245	243	21	1:41.114	44.341	196	26.755	211	30.018	242	258
5	1:40.553	44.061	197	26.518	211	29.974	246	254	22	1:42.874	44.752	194	27.229	210	30.893	244	250
6	1:40.416	44.028	196	26.496	212	29.892	245	255	23	1:41.534	44.639	198	26.832	211	30.063	243	258
7	1:40.428	43.865	200	26.629	212	29.934	247	260	24	1:41.481	44.442	196	26.990	210	30.049	243	255
8	1:40.573	44.054	196	26.695	211	29.824	245	257	25	1:41.603	44.436	196	26.954	210	30.213	245	256
9	1:40.966	44.461	195	26.712	211	29.793	246	256	26	1:41.390	44.571	198	26.870	211	29.949	245	255
10	1:40.778	44.223	196	26.773	211	29.782	247	262	27	1:41.814	44.387	197	27.258	210	30.169	244	258
11	1:41.109	44.340	196	26.828	211	29.941	244	258	28	1:41.800	44.665	196	27.015	211	30.120	245	254
12	1:42.228	44.416	194	26.940	211	30.872	234	257	29	1:41.271	44.375	197	26.889	211	30.007	245	257
13	2:28.223	1:02.556	90	46.231	90	39.436	242	201	30	1:42.162	44.538	197	27.271	207	30.353	246	254
14	1:41.325	44.657	196	26.690	212	29.978	246	254	31	1:42.622	44.974	198	27.101	211	30.547	243	254
15	1:40.773	44.174	196	26.757	212	29.842	245	260	32	1:42.130	45.004	197	26.921	211	30.205	246	254
16	1:48.804	44.742	195	26.922	211	37.140	58	257	33	1:43.188	44.654	199	27.628	203	30.906	245	255
17	2:56.686	1:57.022	145	28.251	201	31.413	238		34	1:42.652	44.827	196	27.053	211	30.772	245	252

17 Bernhard, DEU / Bachler, AUT									theoretical besttime: 1:38.787								
1	1:45.359	48.441	196	26.250	207	30.668	235	219	18	2:10.235	44.708	189	42.261	125	43.266	191	250
2	2:19.254	1:05.162	110	35.182	137	38.910	200	209	19	2:34.913	1:10.008	119	39.098	86	45.807	166	154
3	2:22.324	1:03.921	101	35.844	118	42.559	243	182	20	2:32.981	1:08.498	113	44.220	52	40.263	241	156
4	1:39.038	43.504	197	26.094	208	29.440	244	257	21	1:40.111	44.015	195	26.351	208	29.745	242	246
5	1:39.049	43.459	195	26.191	208	29.399	243	257	22	1:40.039	43.726	195	26.625	208	29.688	242	250
6	1:39.306	43.391	197	26.343	208	29.572	242	255	23	1:40.452	44.085	193	26.632	209	29.735	242	252
7	1:39.010	43.294	197	26.311	207	29.405	243	255	24	1:40.096	43.973	194	26.314	209	29.809	243	251
8	1:39.700	43.732	193	26.504	207	29.464	242	255	25	1:40.204	44.121	194	26.547	207	29.536	243	256
9	1:39.552	43.504	196	26.439	208	29.609	242	256	26	1:40.517	43.939	193	26.758	208	29.820	242	257
10	1:39.945	43.884	196	26.476	208	29.585	243	255	27	1:40.936	43.985	195	26.697	208	30.254	241	257
11	1:40.345	43.974	191	26.623	208	29.748	242	255	28	1:40.390	44.129	196	26.433	210	29.828	242	255
12	1:40.683	43.912	193	26.467	207	30.304	225	255	29	1:40.270	43.953	194	26.506	209	29.811	243	253
13	2:37.525	1:09.243	79	46.346	87	41.936	240	176	30	1:40.467	43.951	193	26.582	209	29.934	242	256
14	1:39.936	44.060	196	26.366	208	29.510	241	251	31	1:41.593	44.103	195	26.618	208	30.872	240	255
15	1:39.961	43.897	193	26.402	209	29.662	241	252	32	1:41.651	44.157	195	26.854	209	30.640	242	254
16	1:47.486	44.100	194	26.666	209	36.720	58	252	33	1:41.652	44.279	190	26.881	209	30.492	242	256
17	2:50.915	1:53.740	189	27.090	207	30.085	240		34	1:42.173	44.474	194	26.880	202	30.819	241	256

18 de Leener, BEL / Cairoli, ITA									theoretical besttime: 1:39.932								
1	1:58.519	55.503	185	28.077	198	34.939	163	227	18	1:40.943	44.721	191	26.661	208	29.561	242	232
2	2:21.448	1:06.355	100	37.423	122	37.670	182	118	19	1:40.773	44.362	194	26.497	209	29.914	184	252
3	2:14.970	1:02.210	121	37.733	137	35.027	243	186	20	2:21.500	1:04.382	105	44.281	66	32.837	242	154
4	1:42.315	44.601	193	26.465	208	31.249	241	251	21	1:41.795	44.443	195	26.768	209	30.584	239	255
5	1:42.493	44.754	192	26.841	203	30.898	243	240	22	1:42.715	45.238	190	27.417	209	30.060	243	248
6	1:41.789	44.802	192	26.694	208	30.293	242	254	23	1:41.752	44.739	192	26.702	208	30.311	243	257
7	1:41.876	44.643	193	26.585	208	30.648	241	252	24	1:41.867	44.452	194	26.740	206	30.675	242	257
8	1:51.890	52.260	150	29.128	204	30.502	239	250	25	1:42.424	44.535	194	26.990	207	30.899	241	255
9	1:41.220	44.219	194	27.126	205	29.875	239	251	26	1:41.926	44.463	194	27.003	210	30.460	243	255
10	1:41.744	45.012	191	26.789	206	29.943	242	252	27	1:41.341	45.001	194	26.674	208	29.666	242	258
11	1:40.901	44.299	193	26.638	209	29.964	240	254	28	1:41.094	43.944	196	26.610	209	30.540	239	255
12	1:43.524	44.246	191	27.068	154	32.210	235	255	29	1:40.584	44.403	195	26.658	208	29.523	242	254
13	2:10.964	50.645	70	45.291	134	35.028	243	243	30	1:40.705	44.142	193	26.724	209	29.839	242	256
14	1:50.130	44.611	194	27.012	209	38.507	57	246	31	1:40.754	44.098	194	26.776	207	29.880	242	255
15	2:50.344	1:53.998	187	26.631	209	29.715	241		32	1:41.686	44.352	196	26.759	207	30.575	242	256
16	2:21.245	1:00.978	76	38.918	129	41.349	164	255	33		44.718	194	26.844	209			256
17	2:28.203	1:11.381	64	46.952	190	29.870	244	164									





ADAC GT Masters

Sector List Race 1



Provisional

Reg. Nr.: KNAF 0304.19.255

Circuit Zandvoort, Length: 4307m

Air temperature: 22.74°C

Track temperature: 22.79°C

Weather condition: Wet

Saturday, August 10, 2019 14:45:00

Lap	Time	SE1	SP1	SE2	SP2	SE3	SP3	TSP	Lap	Time	SE1	SP1	SE2	SP2	SE3	SP3	TSP
19 Beretta, ITA / Mapelli, ITA									theoretical besttime: 1:38.895								
1	1:45.889	48.684	195	26.668	207	30.537	235	221	18	2:08.273	45.374	167	39.387	119	43.512	192	250
2	2:19.274	1:05.165	111	35.367	155	38.742	205	196	19	2:34.745	1:10.044	120	39.070	82	45.631	151	154
3	2:22.083	1:04.021	101	35.613	134	42.449	244	187	20	2:32.580	1:08.588	109	44.220	49	39.772	242	149
4	1:39.180	43.450	196	26.248	208	29.482	245	257	21	1:40.393	43.794	197	26.505	207	30.094	239	250
5	1:39.550	43.560	194	26.414	209	29.576	243	258	22	1:40.365	43.853	195	26.579	207	29.933	242	254
6	1:38.940	43.292	197	26.194	208	29.454	244	257	23	1:40.640	44.039	194	26.707	209	29.894	242	256
7	1:39.089	43.371	196	26.149	209	29.569	244	257	24	1:39.871	43.798	196	26.500	208	29.573	244	255
8	1:39.907	43.713	189	26.451	208	29.743	243	258	25	1:40.107	43.903	196	26.445	209	29.759	243	257
9	1:39.880	43.738	195	26.265	209	29.877	241	257	26	1:40.482	43.831	196	26.650	206	30.001	241	258
10	1:40.439	43.853	193	26.645	208	29.941	241	255	27	1:40.546	44.102	194	26.570	205	29.874	242	255
11	1:40.107	43.809	194	26.604	207	29.694	242	255	28	1:40.711	44.283	193	26.648	206	29.780	242	255
12	1:41.412	43.993	193	26.543	207	30.876	237	256	29	1:40.702	44.202	192	26.687	206	29.813	241	255
13	2:35.858	1:07.596	79	46.385	89	41.877	241	201	30	1:40.704	44.093	194	26.779	207	29.832	239	253
14	1:40.579	44.065	192	26.559	209	29.955	240	255	31	1:41.292	44.296	195	26.792	206	30.204	240	253
15	1:40.002	43.781	196	26.415	209	29.806	243	254	32	1:41.012	44.246	194	26.770	206	29.996	242	254
16	1:47.463	44.103	190	26.714	209	36.646	59	257	33	1:41.537	44.385	193	26.867	206	30.285	242	255
17	2:52.724	1:54.899	172	27.505	205	30.320	241		34	1:43.118	44.589	193	26.813	198	31.716	239	254

20 Wishofer, AUT / Snoeks, NLD									theoretical besttime: 1:41.092								
1	2:02.288	57.218	165	28.277	196	36.793	149	182	7	1:41.647	44.481	192	26.767	209	30.399	246	256
2	2:23.521	1:06.718	98	38.187	111	38.616	176	141	8	1:44.358	46.974	193	26.833	208	30.551	242	252
3	2:11.822	1:00.433	89	38.243	130	33.146	242	203	9	1:41.928	44.672	186	27.336	207	29.920	244	256
4	1:41.806	44.683	195	26.691	204	30.432	242	257	10	1:41.957	45.146	192	26.791	207	30.020	241	258
5	1:42.666	44.638	194	27.159	207	30.869	242	255	11								258
6	1:42.133	44.733	194	26.845	203	30.555	243	254									

21 Bleekemolen, NLD / Eriksson, SWE									theoretical besttime: 1:39.907								
1	1:57.867	55.963	188	27.629	198	34.275	164	218	18	1:40.756	44.431	191	26.505	207	29.820	239	253
2	2:21.259	1:06.459	95	37.120	114	37.680	148	120	19	1:40.844	44.245	194	26.454	209	30.145	199	253
3	2:15.440	1:02.251	115	37.902	128	35.287	239	184	20	2:21.580	1:04.210	101	44.211	65	33.159	240	157
4	1:42.456	44.613	191	26.460	203	31.383	241	252	21	1:41.765	44.277	192	26.699	209	30.789	241	250
5	1:42.484	44.621	191	26.887	205	30.976	241	253	22	1:42.939	45.192	187	27.390	211	30.357	239	255
6	1:41.797	44.695	192	26.712	207	30.390	240	254	23	1:42.300	45.188	190	26.776	209	30.336	240	254
7	1:41.874	44.313	192	26.654	208	30.907	241	254	24	1:41.876	44.471	194	26.797	209	30.608	239	258
8	1:43.293	45.057	189	27.556	207	30.680	239	251	25	1:42.248	44.520	193	26.968	212	30.760	241	252
9	1:40.491	44.185	193	26.528	207	29.778	240	252	26	1:42.132	44.613	192	26.816	209	30.703	242	249
10	1:40.332	43.917	193	26.560	207	29.855	240	254	27	1:42.375	45.084	193	26.744	210	30.547	241	257
11	1:40.132	43.892	194	26.685	207	29.555	243	254	28	1:41.536	44.582	192	26.927	207	30.027	241	254
12	1:41.532	44.172	194	26.629	207	30.731	196	256	29	1:41.067	44.063	193	26.760	210	30.244	240	255
13	2:21.181	57.822	75	47.222	81	36.137	242	197	30	1:42.704	44.605	192	27.229	209	30.870	238	248
14	1:48.992	44.740	189	26.924	209	37.328	58	251	31	1:42.853	45.429	193	27.031	209	30.393	242	250
15	2:53.756	1:57.367	188	26.562	208	29.827	240		32	1:41.874	44.573	194	26.756	210	30.545	241	255
16	2:22.012	1:01.558	80	39.016	132	41.438	149	254	33	1:42.867	44.677	192	27.005	210	31.185	239	254
17	2:28.392	1:11.085	65	47.301	194	30.006	237	155	34	1:44.199	45.292	190	27.236	195	31.671	237	241

24 Ortmann, DEU / Winkelhock, DEU									theoretical besttime: 1:40.115								
1	1:53.649	53.907	191	27.833	205	31.909	171	206	18	2:01.616	47.277	152	29.738	116	44.601	172	235
2	2:19.886	1:05.820	102	36.239	121	37.827	180	140	19	2:33.712	1:08.262	102	40.084	141	45.366	121	198
3	2:17.892	1:03.310	101	37.431	111	37.151	242	189	20	2:30.119	1:07.821	123	44.541	51	37.757	242	123
4	1:40.908	44.349	195	26.403	208	30.156	242	255	21	1:41.416	44.606	191	26.757	202	30.053	241	250
5	1:40.627	44.285	194	26.492	208	29.850	243	257	22	1:42.650	44.548	191	27.096	195	31.006	240	254
6	1:40.371	44.162	196	26.422	208	29.787	244	256	23	1:42.262	45.472	190	26.818	206	29.972	241	251
7	1:40.383	44.124	196	26.338	208	29.921	243	258	24	1:40.884	44.160	192	26.556	208	30.168	240	255
8	1:41.083	44.239	194	26.962	206	29.882	243	257	25	1:41.580	44.289	192	26.888	209	30.403	242	254
9	1:40.628	44.294	194	26.543	206	29.791	242	256	26	1:41.910	44.771	191	26.843	209	30.296	241	255
10	1:40.699	44.227	196	26.614	207	29.858	243	257	27	1:41.308	43.990	194	26.988	206	30.330	241	257
11	1:41.124	44.421	195	26.791	205	29.912	243	257	28	1:41.918	44.542	193	27.049	207	30.327	242	254
12	1:42.170	44.497	195	26.894	206	30.779	225	257	29	1:41.123	44.351	193	26.729	209	30.043	243	255
13	2:27.839	1:02.919	83	46.121	82	38.799	241	183	30	1:42.239	44.570	193	26.877	208	30.792	241	257
14	1:41.637	44.989	194	26.689	208	29.959	243	254	31	1:42.343	44.905	193	26.981	207	30.457	242	255
15	1:40.913	44.358	195	26.660	209	29.895	242	256	32	1:42.306	45.124	193	26.906	209	30.276	242	255
16	1:49.434	44.886	194	26.794	208	37.754	54	257	33	1:41.792	44.784	194	26.893	207	30.115	240	255

ver: 1.0

www.adac.de/motorsport

Page 4/ 9 printed: 10.8.2019 15:50

ADAC Vorteilswelt

Audi Sport

motorsport

CAMP DAVID

DEKRA

Elfracht

Herrenausstatter.de

KÄRCHER

kfzteile24

KÜHNE+NAGEL

PIRELLI

postcon

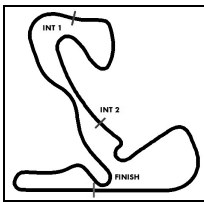
FR RACING

RAVENOL

SPORT Bild

WIM BÜSCHER

DMSB 2019 INTERNATIONAL SERIES



ADAC GT Masters



Sector List Race 1

Provisional

Reg. Nr.: KNAF 0304.19.255

Saturday, August 10, 2019 14:45:00

Circuit Zandvoort, Length: 4307m

Air temperature: 22.74°C

Track temperature: 22.79°C

Weather condition: Wet

Lap	Time	SE1	SP1	SE2	SP2	SE3	SP3	TSP	Lap	Time	SE1	SP1	SE2	SP2	SE3	SP3	TSP
17	2:56.103	1:56.770	142	28.322	188	31.011	237		34	1:42.488	44.083	193	27.058	199	31.347	240	254

25 Schmidt, CHE / Haase, DEU

theoretical besttime: 1:39.871

1	1:51.109	52.505	191	26.655	207	31.949	169	204	18	2:07.716	44.593	166	39.270	100	43.853	176	255
2	2:20.198	1:05.548	120	36.283	150	38.367	192	169	19	2:34.895	1:09.973	96	39.051	135	45.871	167	135
3	2:18.682	1:03.158	114	37.491	117	38.033	242	156	20	2:31.500	1:08.098	114	44.200	54	39.202	241	121
4	1:40.925	44.372	196	26.717	209	29.836	244	254	21	1:41.499	43.989	191	27.373	207	30.137	239	252
5	1:40.674	43.943	196	26.669	209	30.062	244	250	22	1:40.804	43.945	195	26.930	208	29.929	241	252
6	1:40.191	43.744	196	26.597	209	29.850	242	257	23	1:40.793	43.974	194	26.930	207	29.889	242	256
7	1:40.045	43.824	197	26.496	208	29.725	241	256	24	1:40.646	44.004	191	26.824	206	29.818	242	255
8	1:41.237	43.933	197	26.960	207	30.344	241	256	25	1:40.522	43.952	194	26.767	207	29.803	243	256
9	1:40.665	44.350	196	26.643	207	29.672	241	255	26	1:40.480	43.946	196	26.716	206	29.818	242	256
10	1:40.230	43.971	194	26.493	207	29.766	242	256	27	1:40.257	43.866	197	26.718	205	29.673	243	256
11	1:40.622	43.988	195	26.641	207	29.993	243	256	28	1:48.135	43.875	195	26.773	207	37.487	54	257
12	1:42.560	44.017	195	26.855	207	31.688	234	256	29	1:53.244	56.421	194	26.755	208	30.068	241	
13	2:28.197	1:02.145	93	46.702	84	39.350	241	232	30	1:42.063	44.332	193	27.020	209	30.711	242	255
14	1:41.264	44.450	195	26.723	209	30.091	241	250	31	1:43.119	45.519	191	27.183	207	30.417	242	242
15	1:40.007	43.815	196	26.455	208	29.737	241	254	32	1:41.782	44.515	195	26.932	209	30.335	241	253
16	1:48.146	44.160	194	26.613	207	37.373	54	254	33	1:42.805	44.594	195	26.968	207	31.243	240	250
17	2:50.358	1:53.058	183	27.064	203	30.236	240		34	1:44.173	45.202	189	27.409	200	31.562	239	249

26 Rogivue, CHE / Vervisch, BEL

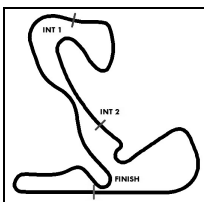
theoretical besttime: 1:40.174

1	1:59.826	56.665	184	27.916	206	35.245	159	204	18	1:40.311	43.999	192	26.648	205	29.664	240	252
2	2:22.879	1:06.785	101	37.869	129	38.225	185	119	19	1:41.534	44.317	194	26.825	207	30.392	188	254
3	2:13.603	1:01.484	99	37.490	149	34.629	242	173	20	2:21.853	1:04.074	100	44.433	66	33.346	241	153
4	1:42.653	44.836	194	27.071	203	30.746	238	256	21	1:41.958	44.402	193	26.887	209	30.669	240	254
5	1:42.191	44.350	191	26.986	208	30.855	242	252	22	1:41.821	44.773	191	26.835	207	30.213	242	251
6	1:41.881	44.472	194	27.011	208	30.398	241	251	23	1:41.464	44.319	192	27.066	210	30.079	242	257
7	1:41.655	44.336	192	27.061	205	30.258	241	254	24	1:41.317	44.406	187	26.883	207	30.028	242	256
8	1:46.083	48.718	192	27.053	207	30.312	242	258	25	1:40.427	44.218	194	26.692	205	29.517	242	257
9	1:42.331	44.586	192	27.578	205	30.167	241	249	26	1:40.976	44.162	191	26.778	206	30.036	242	257
10	1:42.633	44.798	193	27.458	206	30.377	240	254	27	1:40.969	44.552	193	26.618	208	29.799	243	257
11	1:41.612	44.746	190	26.803	206	30.063	240	254	28	1:41.606	44.641	193	26.868	208	30.097	243	257
12	1:43.271	44.260	194	27.452	155	31.559	237	255	29	1:41.590	44.666	192	26.891	208	30.033	243	255
13	2:12.174	50.598	78	46.133	109	35.443	240	248	30	1:42.051	44.832	190	26.737	209	30.482	242	255
14	1:49.495	44.844	191	27.111	207	37.540	54	243	31	1:41.666	44.513	195	27.017	208	30.136	240	256
15	2:48.984	1:52.842	193	26.495	205	29.647	240		32	1:42.400	45.082	191	26.991	209	30.327	242	255
16	2:22.240	1:02.173	83	37.395	130	42.672	150	250	33	1:42.228	44.552	195	27.262	206	30.414	241	256
17	2:28.735	1:11.118	66	47.648	203	29.969	240	173	34	1:42.283	44.664	193	27.158	208	30.461	243	255

28 Feller, CHE / Vanthoor, BEL

theoretical besttime: 1:39.700

1	1:51.901	52.876	191	26.605	207	32.420	169	207	18	1:40.925	44.290	191	26.583	208	30.052	241	252
2	2:20.161	1:05.575	130	36.573	135	38.013	193	158	19	1:55.146	43.986	194	26.551	208	44.609	149	255
3	2:18.440	1:03.262	103	37.679	134	37.499	242	167	20	2:24.408	1:05.359	98	43.454	59	35.595	243	139
4	1:40.667	44.096	198	26.732	210	29.839	245	254	21	1:42.871	44.524	184	27.332	208	31.015	245	257
5	1:40.696	43.914	197	26.534	210	30.248	243	258	22	1:41.968	44.668	188	27.085	208	30.215	245	260
6	1:40.248	43.829	195	26.378	211	30.041	244	257	23	1:40.955	43.751	194	26.799	209	30.405	244	258
7	1:40.341	43.670	198	26.485	210	30.186	238	258	24	1:40.735	44.230	193	26.581	208	29.924	244	257
8	1:40.763	43.917	197	26.592	209	30.254	246	254	25	1:40.804	44.147	195	26.548	209	30.109	246	259
9	1:40.772	44.496	196	26.568	208	29.708	244	258	26	1:42.940	44.627	194	27.076	209	31.237	243	259
10	1:40.259	43.941	197	26.494	209	29.824	245	258	27	1:40.789	44.262	196	26.564	209	29.963	246	253
11	1:40.643	44.091	195	26.463	209	30.089	244	258	28	1:41.737	44.650	194	26.910	208	30.177	244	258
12	1:42.956	44.180	194	26.562	210	32.214	221	258	29	1:41.462	44.590	195	26.911	211	29.961	247	255
13	2:27.883	1:02.579	85	46.192	83	39.112	242	238	30	1:42.716	45.401	193	26.896	211	30.419	244	257
14	1:41.078	44.308	197	26.650	210	30.120	244	247	31	1:41.541	44.526	193	26.913	208	30.102	244	255
15	1:46.433	43.927	196	26.322	210	36.184	58	252	32	1:42.448	45.184	194	26.930	209	30.334	245	258
16	3:36.038	2:15.824	78	37.372	119	42.842	152		33	1:42.612	44.694	196	27.249	209	30.669	241	259
17	2:13.691	1:10.804	58	33.115	206	29.772	241	168	34	1:44.522	45.186	195	26.766	203	32.570	219	258



ADAC GT Masters

Sector List Race 1

Provisional



Circuit Zandvoort, Length: 4307m

Air temperature: 22.74°C

Track temperature: 22.79°C

Weather condition: Wet

Reg. Nr.: KNAF 0304.19.255

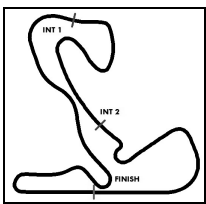
Saturday, August 10, 2019 14:45:00

Lap	Time	SE1	SP1	SE2	SP2	SE3	SP3	TSP	Lap	Time	SE1	SP1	SE2	SP2	SE3	SP3	TSP
29 Hofer, AUT / Mies, DEU									theoretical besttime: 1:39.202								
1	1:46.897	49.425	193	26.432	208	31.040	225	221	18	1:43.049	45.605	189	26.894	208	30.550	237	241
2	2:19.208	1:04.585	121	36.104	131	38.519	195	180	19	1:56.288	44.425	192	27.021	158	44.842	142	252
3	2:21.611	1:03.708	102	36.273	134	41.630	243	203	20	2:27.597	1:07.662	108	43.817	53	36.118	244	121
4	1:40.704	44.287	196	26.640	208	29.777	241	255	21	1:42.247	44.983	188	27.125	209	30.139	241	250
5	1:39.361	43.530	196	26.314	208	29.517	244	255	22	1:42.336	44.621	194	27.339	193	30.376	242	257
6	1:39.352	43.629	196	26.157	207	29.566	244	257	23	1:41.186	44.095	196	26.977	208	30.114	241	257
7	1:39.575	43.528	196	26.294	208	29.753	242	256	24	1:40.462	43.910	194	26.668	209	29.884	242	256
8	1:39.864	43.782	192	26.346	206	29.736	242	255	25	1:41.495	44.292	194	26.722	210	30.481	243	257
9	1:39.792	43.702	196	26.310	207	29.780	240	254	26	1:41.957	44.492	196	27.286	207	30.179	242	257
10	1:40.555	43.887	194	26.826	206	29.842	242	254	27	1:41.193	44.179	195	26.567	211	30.447	241	258
11	1:40.092	43.807	197	26.489	207	29.796	239	254	28	1:41.905	44.502	194	26.937	211	30.466	243	254
12	1:42.122	44.092	194	26.575	206	31.455	232	257	29	1:41.372	44.377	194	26.927	212	30.068	243	257
13	2:33.214	1:05.019	86	46.648	82	41.547	239	224	30	1:41.731	44.391	194	26.784	211	30.556	242	257
14	1:47.324	44.221	194	26.585	209	36.518	58	252	31	1:42.231	44.985	195	26.800	207	30.446	242	257
15	2:49.673	1:53.577	193	26.418	208	29.678	241		32	1:42.348	45.273	194	26.747	203	30.328	243	248
16	2:27.145	1:07.757	91	36.840	147	42.548	179	226	33	1:42.038	44.902	193	26.738	209	30.398	242	252
17	2:09.112	1:08.869	118	29.273	206	30.970	238	145	34	1:42.284	43.966	196	26.827	198	31.491	242	257

Lap	Time	SE1	SP1	SE2	SP2	SE3	SP3	TSP	Lap	Time	SE1	SP1	SE2	SP2	SE3	SP3	TSP
31 Niederhauser, CHE / van der Linde, ZAF									theoretical besttime: 1:39.682								
1	1:47.520	49.774	192	26.503	207	31.243	215	212	18	1:42.470	45.189	183	26.913	205	30.368	238	250
2	2:19.192	1:04.783	127	36.180	106	38.229	168	185	19	1:41.776	44.937	191	26.623	207	30.216	236	248
3	2:21.145	1:03.565	113	36.628	165	40.952	243	203	20	2:17.356	1:00.323	112	44.220	70	32.813	243	206
4	1:41.013	44.388	193	26.613	205	30.012	243	254	21	1:41.421	44.285	192	26.778	200	30.358	243	254
5	1:39.875	43.902	193	26.375	209	29.598	245	257	22	1:43.037	45.284	190	27.536	208	30.217	244	255
6	1:39.889	43.709	194	26.393	209	29.787	243	257	23	1:41.888	44.869	190	26.829	208	30.190	244	255
7	1:41.068	43.755	193	26.688	193	30.625	242	257	24	1:41.876	44.701	193	27.006	211	30.169	244	252
8	1:40.342	43.942	193	26.504	206	29.896	243	257	25	1:42.362	44.747	193	26.868	209	30.747	242	244
9	1:40.221	43.945	193	26.464	207	29.812	241	257	26	1:42.338	44.986	193	26.879	207	30.473	243	256
10	1:40.451	44.064	191	26.598	206	29.789	243	255	27	1:42.115	45.044	193	26.786	208	30.285	244	257
11	1:40.217	43.967	192	26.515	207	29.735	245	257	28	1:42.335	44.748	192	26.801	210	30.786	242	249
12	1:41.069	44.051	192	26.705	206	30.313	241	257	29	1:42.803	44.996	192	27.080	209	30.727	242	252
13	2:31.274	1:03.686	82	46.494	85	41.094	242	230	30	1:42.589	44.468	193	27.050	209	31.071	242	256
14	1:47.874	44.452	192	26.689	208	36.733	57	255	31	1:43.269	45.423	191	27.214	209	30.632	243	255
15	2:57.697	2:00.208	87	27.601	207	29.888	241		32	1:42.723	44.909	192	26.963	209	30.851	241	255
16	2:27.103	1:06.759	75	39.116	142	41.228	160	254	33	1:44.181	44.828	192	27.133	207	32.220	240	255
17	2:29.787	1:11.487	66	47.381	188	30.919	238	157	34	1:42.674	44.883	192	26.954	206	30.837	238	242

Lap	Time	SE1	SP1	SE2	SP2	SE3	SP3	TSP	Lap	Time	SE1	SP1	SE2	SP2	SE3	SP3	TSP
33 Salaquarda, CZE / Stippler, DEU									theoretical besttime: 1:39.434								
1	1:56.404	54.582	185	27.877	194	33.945	177	228	18	2:02.419	47.576	162	29.935	127	44.908	163	208
2	2:20.297	1:05.521	96	37.069	99	37.707	156	143	19	2:33.641	1:08.147	87	40.105	98	45.389	128	204
3	2:16.047	1:02.490	90	37.888	133	35.669	244	192	20	2:29.419	1:07.448	127	44.605	49	37.366	244	120
4	1:42.822	44.555	191	27.190	207	31.077	242	258	21	1:41.464	44.593	193	26.737	207	30.134	244	254
5	1:40.305	43.880	191	26.667	210	29.758	241	255	22	1:42.369	44.656	191	26.788	200	30.925	245	254
6	1:40.001	44.046	194	26.325	210	29.630	244	255	23	1:43.963	45.498	172	27.684	205	30.781	244	248
7	1:39.479	43.617	196	26.354	211	29.508	245	258	24	1:40.706	44.145	192	26.627	210	29.934	243	258
8	1:40.617	44.173	195	26.524	210	29.920	244	257	25	1:40.813	43.994	194	26.706	210	30.113	246	259
9	1:40.996	44.149	196	26.672	210	30.175	244	259	26	1:42.171	44.602	196	27.088	208	30.481	244	247
10	1:41.534	44.241	195	26.661	211	30.632	244	258	27	1:40.958	44.131	196	26.647	212	30.180	246	257
11	1:41.315	44.711	189	27.112	209	29.492	245	258	28	1:41.858	44.698	193	26.912	211	30.248	245	244
12	1:40.930	44.088	196	26.636	209	30.206	225	259	29	1:41.640	44.693	194	26.894	211	30.053	244	247
13	2:26.844	1:02.572	74	45.991	80	38.281	243	186	30	1:42.361	44.935	193	27.130	208	30.296	244	260
14	1:41.728	45.071	194	26.732	211	29.925	245	251	31	1:41.711	44.604	193	26.885	209	30.222	244	255
15	1:40.862	44.276	197	26.523	211	30.063	245	258	32	1:42.399	45.119	194	26.971	211	30.309	243	258
16	1:49.594	44.873	195	26.855	211	37.866	54	259	33	1:42.236	44.658	192	26.933	211	30.645	244	254
17	2:55.937	1:57.116	128	28.071	195	30.750	225		34	1:43.401	45.611	196	27.055	193	30.735	245	249

Lap	Time	SE1	SP1	SE2	SP2	SE3	SP3	TSP	Lap	Time	SE1	SP1	SE2	SP2	SE3	SP3	TSP
36 Dienst, DEU / Read, AUS									theoretical besttime: 1:40.318								
1	2:03.282	53.333	180	34.346	195	35.603	143	223	13	2:12.910	50.784	71	46.669	102	35.457	243	223
2	2:24.043	1:06.968	109	38.483	102	38.592	152	141	14	1:41.303	44.190	192	26.888	207	30.225	244	254
3	2:11.322	1:00.572	117	37.614	126	33.136	242	178	15	1:41.153	43.974	193	26.794	208	30.385	243	252
4	1:40.950	43.960	192	26.812	195	30.178	243	254	16	1:48.167	44.275	188	26.774	208	37.118	58	255
5	1:42.160	44.717	193	26.924	209	30.519	243	252	17	2:55.252	1:56.518	135	28.336	206	30.398	240	



ADAC GT Masters

Sector List Race 1



Provisional

Circuit Zandvoort, Length: 4307m

Air temperature: 22.74°C

Track temperature: 22.79°C

Weather condition: Wet

Reg. Nr.: KNAF 0304.19.255

Saturday, August 10, 2019 14:45:00

Lap	Time	SE1	SP1	SE2	SP2	SE3	SP3	TSP	Lap	Time	SE1	SP1	SE2	SP2	SE3	SP3	TSP
6	1:42.141	44.755	192	26.798	205	30.588	242	256	18	2:02.151	47.202	144	30.329	119	44.620	150	221
7	1:41.575	44.407	192	26.774	205	30.394	243	256	19	2:33.684	1:08.108	114	40.467	142	45.109	145	198
8	1:44.975	47.668	189	26.837	207	30.470	240	251	20	2:28.780	1:07.824	120	44.023	52	36.933	242	104
9	1:42.270	44.604	188	27.467	206	30.199	242	252	21	1:43.747	45.019	185	27.544	194	31.184	245	253
10	1:41.836	44.852	191	27.201	207	29.783	244	254	22	1:48.032	47.679	145	28.934	201	31.419	242	258
11	1:41.273	44.893	194	26.575	208	29.805	243	251	23	1:42.213	45.055	186	27.107	206	30.051	244	255
12	1:43.053	44.210	194	27.580	168	31.263	229	256	24	2:08.324	54.462	80	32.635	199	41.227	59	257

47 Dontje, NLD / Götz, DEU

theoretical besttime: 1:39.601

1	1:59.369	56.476	180	27.689	205	35.204	164	213	9	1:43.196	45.352	189	27.368	209	30.476	241	251
2	2:22.500	1:06.734	98	37.533	133	38.233	183	123	10	1:40.006	43.829	195	26.607	208	29.570	242	255
3	2:14.015	1:01.820	104	37.378	161	34.817	245	166	11	1:39.707	43.657	197	26.579	208	29.471	246	255
4	1:41.646	44.509	196	26.577	209	30.560	246	260	12	1:41.105	43.780	195	26.732	194	30.593	240	259
5	1:43.479	45.168	195	26.725	209	31.586	242	245	13	2:19.828	56.947	73	46.955	89	35.926	245	216
6	1:41.301	44.348	194	26.770	209	30.183	245	256	14	1:41.804	44.641	194	26.837	208	30.326	242	248
7	1:41.542	44.492	194	26.739	209	30.311	245	255	15	1:40.090	43.770	196	26.473	207	29.847	245	255
8	1:42.879	44.784	194	27.525	208	30.570	244	260	16								258

48 Vettel, DEU / Ellis, GBR

theoretical besttime: 1:40.181

1	2:00.414	56.935	173	27.958	206	35.521	162	218	18	1:41.748	44.540	183	27.055	207	30.153	239	254
2	2:23.207	1:06.943	97	38.239	119	38.025	181	123	19	1:42.780	44.461	184	26.984	203	31.335	189	254
3	2:12.950	1:00.990	102	37.702	159	34.258	244	183	20	2:22.397	1:03.910	88	44.283	52	34.204	244	158
4	1:41.902	44.317	193	27.120	208	30.465	244	257	21	1:41.566	44.294	191	26.685	213	30.587	246	258
5	1:42.046	44.552	196	27.057	210	30.437	244	257	22	1:42.228	44.971	192	27.027	211	30.230	243	258
6	1:42.114	44.513	194	27.292	211	30.309	244	258	23	1:41.519	44.589	191	26.584	209	30.346	246	258
7	1:41.523	44.439	194	26.963	209	30.121	244	256	24	1:40.388	44.085	193	26.542	209	29.761	245	258
8	1:45.037	47.602	193	27.307	207	30.128	244	258	25	1:40.510	43.998	197	26.539	210	29.973	245	259
9	1:41.331	44.087	195	27.050	209	30.194	243	256	26	1:42.391	44.569	193	27.093	209	30.729	243	259
10	1:42.091	45.127	194	27.053	203	29.911	243	258	27	1:40.415	44.051	195	26.565	210	29.799	245	257
11	1:40.658	43.881	194	26.856	208	29.921	243	257	28	1:41.819	44.722	193	26.934	211	30.163	244	255
12	1:43.081	44.039	194	27.390	179	31.652	237	257	29	1:41.599	44.675	193	26.959	211	29.965	244	253
13	2:15.025	52.512	74	46.594	92	35.919	245	227	30	1:42.410	45.023	193	26.767	209	30.620	243	258
14	1:41.401	44.242	194	27.078	209	30.081	242	257	31	1:41.586	44.516	193	26.918	209	30.152	245	257
15	1:48.270	44.020	196	27.002	207	37.248	58	255	32	1:42.415	45.193	194	26.937	211	30.285	245	258
16	3:31.082	2:10.731	85	37.780	130	42.571	140		33	1:42.230	44.714	193	26.990	211	30.526	245	257
17	2:25.918	1:10.530	61	44.892	194	30.496	239	158	34	1:42.391	44.752	197	26.957	209	30.682	243	258

63 Bortolotti, ITA / Engelhart, DEU

theoretical besttime: 1:38.287

1	1:44.557	47.840	193	26.371	206	30.346	239	220	18	2:12.475	44.616	168	44.200	138	43.659	149	252
2	2:19.176	1:05.203	115	34.712	136	39.261	202	213	19	2:34.245	1:09.762	104	38.906	111	45.577	130	133
3	2:22.814	1:04.046	104	35.672	108	43.096	241	180	20	2:34.085	1:08.826	126	44.761	55	40.498	242	123
4	1:38.668	43.348	194	26.044	207	29.276	242	254	21	1:39.675	43.615	195	26.235	207	29.825	241	253
5	1:38.329	43.137	196	26.086	207	29.106	244	255	22	1:40.055	43.690	195	26.689	207	29.676	243	255
6	1:38.662	43.208	196	26.153	207	29.301	242	256	23	1:40.758	44.117	194	26.799	205	29.842	241	257
7	1:39.031	43.394	196	26.177	206	29.460	242	255	24	1:40.216	43.922	196	26.469	207	29.825	241	254
8	1:39.223	43.468	193	26.222	207	29.533	241	255	25	1:40.114	43.799	194	26.532	206	29.783	243	257
9	1:39.429	43.588	195	26.356	207	29.485	241	255	26	1:40.505	44.061	193	26.586	205	29.858	243	257
10	1:39.356	43.623	194	26.185	207	29.548	241	255	27	1:40.988	44.150	192	26.732	206	30.106	243	257
11	1:39.432	43.494	196	26.368	207	29.570	241	255	28	1:40.464	44.058	194	26.614	208	29.792	242	256
12	1:39.949	43.877	193	26.485	207	29.587	241	255	29	1:40.128	43.903	194	26.603	207	29.622	242	256
13	2:41.517	1:13.546	78	46.067	87	41.904	242	210	30	1:40.540	43.990	194	26.640	208	29.910	242	255
14	1:39.424	43.706	196	26.213	208	29.505	240	254	31	1:41.588	44.162	195	26.747	207	30.679	240	255
15	1:38.871	43.276	195	26.213	208	29.382	241	254	32	1:41.709	44.366	190	26.911	209	30.432	242	255
16	1:46.587	43.579	194	26.484	208	36.524	59	255	33	1:41.688	44.312	193	27.080	205	30.296	242	256
17	2:51.335	1:54.044	191	26.769	205	30.522	238		34	1:42.110	44.448	194	26.840	206	30.822	238	256

69 Lühr, DEU / Holzer, DEU

theoretical besttime: 1:40.873

1	2:07.498	54.742	186	41.259	207	31.497	218	219	18	1:43.454	45.330	187	27.287	200	30.837	235	240
2	2:21.180	1:03.646	117	39.561	96	37.973	182	185	19	1:42.522	44.978	189	26.857	205	30.687	237	248
3	2:10.197	1:01.117	115	36.155	131	32.925	245	165	20	2:14.038	57.565	95	43.987	68	32.486	243	247
4	1:41.041	44.157	193	26.738	208	30.146	244	258	21	1:41.963	44.803	192	26.849	208	30.311	243	253
5	1:42.369	44.775	192	26.727	211	30.867	243	255	22	1:43.334	44.541	191	27.127	202	31.666	241	254
6	1:42.344	44.880	193	26.846	210	30.618	242	257	23	1:42.629	44.997	184	27.128	205	30.504	239	254

ver: 1.0

www.adac.de/motorsport

Page 7/9 printed: 10.8.2019 15:50

ADAC Vorteilswelt

Audi Sport

motorsport

CAMP DAVID

DEKRA

Elfracht

Herrenausstatter.de

KÄRCHER

kfzteile24

KÜHNE+NAGEL

PIRELLI

postcon

FR RACING

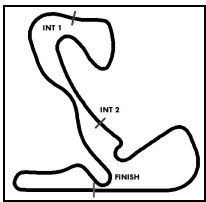
RAVENOL

SPORT Bild

WINN BUSCH

DMSB

2019 INTERNATIONAL SERIES



ADAC GT Masters

Sector List Race 1



Provisional

Circuit Zandvoort, Length: 4307m

Air temperature: 22.74°C

Track temperature: 22.79°C

Weather condition: Wet

Reg. Nr.: KNAF 0304.19.255

Saturday, August 10, 2019 14:45:00

Lap	Time	SE1	SP1	SE2	SP2	SE3	SP3	TSP	Lap	Time	SE1	SP1	SE2	SP2	SE3	SP3	TSP
7	1:41.649	44.349	192	26.809	210	30.491	243	253	24	1:41.928	44.647	188	26.956	207	30.325	239	254
8	1:44.883	47.560	192	26.834	207	30.489	244	255	25	1:41.507	44.642	191	26.867	208	29.998	241	252
9	1:42.458	44.582	192	27.198	205	30.678	241	250	26	1:41.259	44.303	192	26.935	206	30.021	242	254
10	1:42.573	44.664	192	26.815	209	31.094	244	252	27	1:41.766	44.834	191	26.805	206	30.127	241	254
11	1:41.542	44.546	193	26.957	208	30.039	243	254	28	1:41.808	44.493	188	26.841	209	30.474	240	252
12	1:43.851	44.413	194	27.318	148	32.120	237	254	29	1:42.831	45.327	187	26.876	209	30.628	241	248
13	2:11.586	51.068	69	45.215	99	35.303	243	234	30	1:42.650	44.597	191	26.845	208	31.208	241	253
14	1:49.460	44.739	192	26.967	209	37.754	57	251	31	1:43.678	45.505	190	27.806	205	30.367	245	246
15	2:53.754	1:54.748	176	27.482	207	31.524	235		32	1:42.544	44.825	189	26.718	206	31.001	242	249
16	2:22.524	1:01.754	81	40.085	127	40.685	157	245	33	1:43.917	44.865	191	26.947	203	32.105	236	251
17	2:30.268	1:11.730	60	47.537	198	31.001	238	153	34	1:43.868	45.800	192	26.851	194	31.217	242	246

71 Paul, DEU / Tregurtha, GBR

theoretical besttime: 1:39.977

1	1:57.439	55.225	187	28.099	194	34.115	175	216	18	1:40.768	44.104	193	26.795	207	29.869	241	254
2	2:20.973	1:05.929	109	37.201	106	37.843	153	129	19	1:42.822	44.030	195	26.753	207	32.039	155	255
3	2:15.831	1:02.091	88	37.908	135	35.832	239	190	20	2:24.139	1:05.097	95	44.041	54	35.001	243	137
4	1:42.440	44.499	196	26.375	207	31.566	242	254	21	1:42.505	44.144	192	27.063	209	31.298	243	256
5	1:42.308	44.568	194	27.045	207	30.695	243	251	22	1:42.206	44.861	192	27.088	210	30.257	244	257
6	1:41.587	44.672	195	26.622	207	30.293	240	255	23	1:42.090	44.404	193	27.195	210	30.491	243	258
7	1:42.194	44.538	194	26.733	208	30.923	242	255	24	1:41.736	44.717	187	27.173	209	29.846	243	258
8	1:40.551	43.971	194	26.659	206	29.921	242	255	25	1:42.116	44.913	193	27.227	207	29.976	242	257
9	1:40.630	44.135	196	26.526	207	29.969	240	256	26	1:41.192	44.193	195	26.965	206	30.034	243	257
10	1:40.977	44.483	190	26.613	207	29.881	241	254	27	1:40.872	44.270	194	26.709	207	29.893	243	256
11	1:40.440	43.907	194	26.761	207	29.772	244	255	28	1:40.994	44.325	192	26.943	207	29.726	244	256
12	1:42.941	44.025	193	26.772	204	32.144	189	257	29	1:40.616	44.231	196	26.690	209	29.695	244	257
13	2:21.448	57.488	72	47.453	84	36.507	241	194	30	1:42.028	44.538	195	27.022	210	30.468	243	258
14	1:41.825	44.593	192	26.760	208	30.472	238	252	31	1:41.651	44.739	192	26.958	210	29.954	244	257
15	1:47.893	44.104	194	26.558	208	37.231	58	254	32	1:42.292	45.050	195	26.985	211	30.257	244	258
16	3:31.411	2:11.288	85	37.233	106	42.890	151		33	2:06.666	44.943	193	26.993	210	54.730	49	258
17	2:26.043	1:10.881	58	45.226	205	29.936	242	160									

77 Pommer, DEU / Kirchhöfer, DEU

theoretical besttime: 1:40.077

1	1:56.957	54.803	181	27.943	189	34.211	178	211	14	1:41.869	44.603	193	26.749	202	30.517	241	245
2	2:20.577	1:05.661	103	37.142	100	37.774	168	132	15	1:40.144	43.893	192	26.507	212	29.744	244	255
3	2:15.883	1:02.391	88	37.729	136	35.763	243	173	16	1:49.604	45.020	192	26.733	207	37.851	57	254
4	1:42.929	44.331	191	26.960	197	31.638	244	254	17	2:55.770	1:56.933	142	27.825	198	31.012	240	
5	1:42.336	44.434	181	27.262	197	30.640	243	254	18	2:02.374	47.749	144	30.166	123	44.459	157	212
6	1:41.410	44.592	192	26.641	209	30.177	242	249	19	2:33.665	1:08.270	92	40.021	101	45.374	119	204
7	1:41.686	44.632	189	26.662	208	30.392	252	247	20	2:29.400	1:08.040	119	44.130	53	37.230	238	120
8	1:40.855	43.950	191	26.692	207	30.213	241	254	21	1:43.670	45.240	187	27.529	198	30.901	233	255
9	1:40.548	44.116	192	26.440	206	29.992	240	252	22	2:03.884	45.365	177	33.955	131	44.564	59	246
10	1:40.583	44.194	192	26.550	206	29.839	242	253	23	2:53.049	1:46.226	175	27.754	207	39.069	59	
11	1:40.428	43.920	192	26.757	209	29.751	244	255	24	9:09.717	8:02.090	162	28.013	207	39.614	59	
12	1:43.177	44.003	191	26.580	207	32.594	193	258	25	3:26.172	2:28.435	190	26.856	207	30.881	239	
13	2:21.627	57.634	73	47.315	89	36.678	243	203	26	1:49.134	44.935	179	26.871	208	37.328	59	252

82 Ineichen, CHE / Perera, FRA

theoretical besttime: 1:39.474

1	1:50.074	51.275	196	26.700	209	32.099	182	200	18	1:40.913	44.272	192	26.797	209	29.844	242	244
2	2:19.045	1:04.891	99	36.250	135	37.904	194	211	19	1:43.339	43.685	197	26.480	209	33.174	146	252
3	2:20.283	1:03.779	118	37.342	172	39.162	242	178	20	2:24.179	1:05.312	89	43.720	52	35.147	245	135
4	1:40.880	44.400	197	26.507	209	29.973	245	258	21	1:43.021	44.384	186	27.330	208	31.307	245	257
5	1:40.021	43.921	196	26.367	209	29.733	246	258	22	1:42.145	44.930	193	26.966	208	30.249	246	258
6	1:39.766	43.511	194	26.478	209	29.777	244	259	23	1:41.647	44.566	194	26.817	209	30.264	244	259
7	1:40.509	43.598	196	26.549	209	30.362	244	259	24	1:42.133	44.832	190	27.404	210	29.897	245	258
8	1:41.753	44.538	186	27.280	207	29.935	244	259	25	1:41.165	44.971	194	26.598	210	29.596	243	260
9	1:40.281	43.742	197	26.554	209	29.985	242	257	26	1:40.221	43.811	198	26.591	209	29.819	245	260
10	1:40.474	43.701	197	26.741	210	30.032	245	257	27	1:41.077	44.513	196	26.620	210	29.944	245	254
11	1:40.484	43.968	197	26.474	210	30.042	243	258	28	1:41.525	44.442	192	26.951	210	30.132	244	258
12	1:41.064	43.998	196	26.501	209	30.565	239	258	29	1:41.646	44.634	193	26.781	209	30.231	246	248
13	2:30.300	1:03.574	95	46.870	90	39.856	242	221	30	1:42.273	44.840	194	27.036	213	30.397	244	258
14	1:48.148	44.516	195	26.599	210	37.033	57	255	31	1:41.540	44.472	195	26.912	211	30.156	245	255
15	2:51.511	1:55.020	180	26.794	209	29.697	242		32	1:42.434	45.146	195	26.950	211	30.338	244	256
16	2:25.435	1:05.292	79	37.570	110	42.573	151	236	33	1:41.956	44.721	197	26.902	207	30.333	246	253
17	2:25.412	1:11.060	58	44.567	207	29.785	241	161	34	1:42.873	45.176	198	26.928	186	30.769	243	251

ver: 1.0

www.adac.de/motorsport

Page 8/ 9 printed: 10.8.2019 15:50

ADAC Vorteilswelt

Audi Sport

motorsport

CAMP DAVID

DEKRA

Elfracht

Herrenausstatter.de

KÄRCHER

kfzteile24

KÜHNE+NAGEL

PIRELLI

postcon

FR RACING

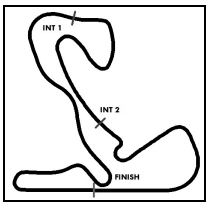
RAVENOL

SPORT Bild

WIMM BUSCH

DMSB

2019 INTERNATIONAL SERIES



ADAC GT Masters

Sector List Race 1

Provisional



Circuit Zandvoort, Length: 4307m

Air temperature: 22.74°C

Track temperature: 22.79°C

Weather condition: Wet

Reg. Nr.: KNAF 0304.19.255

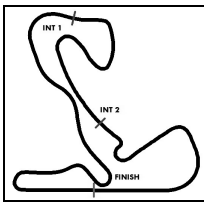
Saturday, August 10, 2019 14:45:00

Lap	Time	SE1	SP1	SE2	SP2	SE3	SP3	TSP	Lap	Time	SE1	SP1	SE2	SP2	SE3	SP3	TSP
-----	------	-----	-----	-----	-----	-----	-----	-----	-----	------	-----	-----	-----	-----	-----	-----	-----

99 Perez Companc, ARG / Keilwitz, DEU

theoretical besttime: 1:40.593

1	1:55.509	54.444	188	27.841	207	33.224	185	219	18	1:43.382	45.535	190	27.079	194	30.768	241	219
2	2:20.154	1:05.498	94	36.732	104	37.924	185	156	19	1:42.301	44.855	181	26.968	201	30.478	233	242
3	2:16.751	1:02.747	87	37.571	123	36.433	244	208	20	2:13.990	57.939	104	43.971	65	32.080	246	237
4	1:43.612	44.499	194	27.487	207	31.626	243	257	21	1:41.120	44.102	190	26.887	210	30.131	244	258
5	1:42.485	44.584	192	27.244	212	30.657	242	257	22	1:42.674	44.445	192	27.552	213	30.677	244	259
6	1:41.401	44.473	193	26.621	210	30.307	241	255	23	1:41.748	44.576	194	26.955	209	30.217	241	257
7	1:42.813	44.493	192	27.013	209	31.307	238	255	24	1:41.668	44.429	189	27.075	207	30.164	245	257
8	1:43.518	45.387	187	27.419	209	30.712	242	252	25	1:41.957	44.722	191	27.341	211	29.894	246	256
9	1:43.639	45.674	191	27.283	208	30.682	239	255	26	1:41.871	44.779	186	26.794	211	30.298	246	260
10	1:55.278	56.338	166	27.866	205	31.074	236	251	27	1:52.390	55.628	194	26.688	208	30.074	243	260
11	1:45.466	46.716	183	27.487	206	31.263	235	235	28	1:41.212	44.078	196	26.972	209	30.162	242	257
12	1:46.135	46.692	181	27.725	202	31.718	235	247	29	1:41.430	44.467	196	27.011	210	29.952	244	257
13	1:59.253	48.020	169	36.251	112	34.982	238	234	30	1:41.638	44.490	194	26.949	209	30.199	241	257
14	1:51.482	45.460	190	27.588	207	38.434	59	250	31	1:41.869	44.585	195	27.015	209	30.269	243	255
15	3:05.160	2:08.197	194	26.635	201	30.328	242		32	1:41.622	44.473	196	26.997	210	30.152	244	257
16	2:07.434	47.049	105	39.590	108	40.795	166	254	33	1:42.574	44.579	193	27.094	209	30.901	243	258
17	2:29.581	1:11.617	61	47.414	201	30.550	241	179	34	1:42.555	44.680	196	26.989	209	30.886	215	257



ADAC GT Masters

Top speed list Race 1

Provisional



Circuit Zandvoort, Length: 4307m

Air temperature: 22.74°C

Track temperature: 22.79°C

Weather condition: Wet

Reg. Nr.: KNAF 0304.19.255

Saturday, August 10, 2019 14:45:00

#	Name (NAT)	Team	Car name	Speed	Lap	Race time
13	David Jahn (DEU)	RWT Racing (AUT)	Corvette C7 GT3-R	265.35	27	49:34.409
14	Nicolai Sylvest (DNK)	MRS GT-Racing (DEU)	BMW M6 GT3	262.13	10	16:37.314
8	Dennis Marshall (DEU)	HCB-Rutronik-Racing	Audi R8 LMS GT3	260.86	12	19:53.944
28	Dries Vanthoor (BEL)	Montaplast by Land-Motorsport (DEU)	Audi R8 LMS GT3	260.86	22	41:08.922
99	Daniel Keilwitz (DEU)	PROpeak Performance	Aston Martin Vantage AMR GT3	260.86	27	49:42.968
47	Indy Dontje (NLD)	MANN-FILTER Team HTP (DEU)	Mercedes-AMG GT3	260.24	4	6:38.483
82	Franck Perera (FRA)	ORANGE1 by GRT Grasser (AUT)	Lamborghini Huracan GT3 EVO	260.24	25	46:15.417
33	Frank Stippler (DEU)	Team ISR (CZE)	Audi R8 LMS GT3	260.24	30	54:39.736
1	Robert Renauer (DEU)	Precote Herberth Motorsport (DEU)	Porsche 911 GT3 R	259.61	4	6:31.382
7	Luca Ludwig (DEU)	HB Racing (AUT)	Ferrari 488 GT3	259.61	7	11:36.788
3	Maximilian Hackländer (DEU)	Aust Motorsport (DEU)	Audi R8 LMS GT3	259.61	22	41:12.321
11	Pierre Kaffer (DEU)	EFP Car Collection by TECE	Audi R8 LMS GT3	259.61	23	42:54.734
48	Philip Ellis (GBR)	MANN-FILTER Team HTP (DEU)	Mercedes-AMG GT3	259.61	25	46:13.280
69	Lucas Luhr (DEU)	Iron Force Racing	Porsche 911 GT3 R	258.99	4	6:41.479
19	Michele Beretta (ITA)	ORANGE1 by GRT Grasser (AUT)	Lamborghini Huracan GT3 EVO	258.99	8	13:06.616
20	Mick Wishofer (AUT)	Team ZAKSPEED BKK Mobil Oil Racing (DEU)	Mercedes-AMG GT3	258.99	10	16:54.773
36	Aidan Read (AUS)	Schütz Motorsport (DEU)	Mercedes-AMG GT3	258.99	22	41:08.640
71	William Tregurtha (GBR)	T3 Motorsport	Audi R8 LMS GT3	258.99	23	42:51.985
18	Matteo Cairoli (ITA)	KÜS TEAM75 Bernhard (DEU)	Porsche 911 GT3 R	258.99	27	49:41.880
24	Mike David Ortmann (DEU)	BWT Mücke Motorsport (DEU)	Audi R8 LMS GT3	258.37	7	11:35.950
26	Nikolaj Rogivue (CHE)	BWT Mücke Motorsport (DEU)	Audi R8 LMS GT3	258.37	8	13:27.312
77	Markus Pommer (DEU)	Callaway Competition (DEU)	Corvette C7 GT3-R	258.37	12	20:06.802
21	Jimmy Eriksson (SWE)	Team ZAKSPEED BKK Mobil Oil Racing (DEU)	Mercedes-AMG GT3	258.37	24	44:36.106
29	Christopher Mies (DEU)	Montaplast by Land-Motorsport (DEU)	Audi R8 LMS GT3	258.37	27	49:34.831
17	Timo Bernhard (DEU)	KÜS TEAM75 Bernhard (DEU)	Porsche 911 GT3 R	257.75	5	8:08.595
31	Patric Niederhauser (CHE)	HCB-Rutronik-Racing	Audi R8 LMS GT3	257.75	5	8:11.498
25	Jeffrey Schmidt (CHE)	BWT Mücke Motorsport (DEU)	Audi R8 LMS GT3	257.14	6	9:54.211
63	Christian Engelhart (DEU)	ORANGE1 by GRT Grasser (AUT)	Lamborghini Huracan GT3 EVO	257.14	23	42:39.523
4	Arlind Hoti (DEU)	Aust Motorsport (DEU)	Audi R8 LMS GT3	255.92	4	6:41.209
2	Luca Stolz (DEU)	TOKSPORT WRT (DEU)	Mercedes-AMG GT3	255.92	6	9:51.641
12	Mattia Drudi (ITA)	EFP Car Collection by TECE	Audi R8 LMS GT3	201.86	1	6.942