



# ADAC Formel 4

## Result List Race 1



Provisional

Reg. Nr.: KNAF 0304.19.255

Amended  
10.8.2019 - 19:05

Circuit Zandvoort, Length: 4307m

Air temperature: 21.95°C

Track temperature: 22.66°C

Weather condition: Wet

Saturday, August 10, 2019 13:20:00

started : 19      classified : 15      not classified : 4

Nr.	Drivers	Team	Laps	Total Time	Gap	Kph	Lap	Time	Kph
Cl.	Car	Competitor							
1	11 A.Famularo(VEN) ADAC Formel 4	Prema Powerteam SRL(ITA) Prema Powerteam SRL	13	28:20.873		122.1	13	1:40.615	154.1
2	17 A.Leclerc(MCO) ADAC Formel 4	(T) US Racing - CHRS(DEU) US Racing - CHRS	13	28:21.030	0.157	122.1	13	1:40.677	154.0
3	21 T.Pourchaire(FRA) ADAC Formel 4	(T) US Racing - CHRS(DEU) US Racing - CHRS	13	28:21.259	0.386	121.5	13	1:40.416	154.4
4	7 R.Stanek(CZE) R ADAC Formel 4	US Racing - CHRS(DEU) US Racing - CHRS	13	28:21.511	0.638	121.5	13	1:40.212	154.7
5	5 G.Petecof(BRA) ADAC Formel 4	(T) Prema Powerteam SRL(ITA) Prema Powerteam SRL	13	28:22.810	1.937	121.4	5	1:40.589	154.1
6	44 M.Belov(RUS) ADAC Formel 4	(T) R-ACE GP R-ACE GP	13	28:25.989	5.116	121.2	13	1:40.318	154.5
7	14 G.Saucy(SUI) ADAC Formel 4	(T) R-ACE GP R-ACE GP	13	28:26.232	5.359	121.3	5	1:40.410	154.4
8	4 N.Krütten(DEU) ADAC Formel 4	(T) Van Amersfoort Racing(NLD) Van Amersfoort Racing	13	28:27.327	6.454	122.3	5	1:41.175	153.2
9	62 D.Hauger(NOR) ADAC Formel 4	(T) Van Amersfoort Racing(NLD) Van Amersfoort Racing	13	28:27.387	6.514	121.9	13	1:41.276	153.0
10	2 N.Göhler(DEU) R ADAC Formel 4	(T) ADAC Berlin-Brandenburg e.V.(DEU) ADAC Berlin-Brandenburg e.V.	13	28:28.891	8.018	122.2	5	1:42.612	151.1
11	15 L.Toth(HUN) ADAC Formel 4	R-ACE GP R-ACE GP	13	28:29.269	8.396	122.2	13	1:43.037	150.4
12	6 I.Cohen(ISR) ADAC Formel 4	Van Amersfoort Racing(NLD) Van Amersfoort Racing	13	28:40.003	19.130	121.1	4	1:42.303	151.5
13	28 A.Ghiretti(FRA) ADAC Formel 4	US Racing - CHRS(DEU) US Racing - CHRS	13	28:44.096	23.223	120.3	5	1:40.631	154.0
14	10 O.Rasmussen(DNK) ADAC Formel 4	Prema Powerteam SRL(ITA) Prema Powerteam SRL	13	28:53.355	32.482	122.0	5	1:40.696	153.9
15	3 P.Aron(EST) R ADAC Formel 4	(T) Prema Powerteam SRL(ITA) Prema Powerteam SRL	13	28:57.619	36.746	118.7	5	1:41.752	152.3
<b>Not classified</b>									
26	J.Dürksen(PAR) R ADAC Formel 4	(T) ADAC Berlin-Brandenburg e.V.(DEU) ADAC Berlin-Brandenburg e.V.	10	22:16.810	3LAPS	120.6	5	1:40.559	154.1
19	H.David(FRA) R ADAC Formel 4	R-ACE GP R-ACE GP	9	19:47.820	4LAPS	122.3	5	1:41.989	152.0
16	S.Estner(DEU) ADAC Formel 4	Van Amersfoort Racing(NLD) Van Amersfoort Racing	7	17:56.389	6LAPS	105.3	4	1:43.486	149.8
8	L.Alleco Roy(MCO) ADAC Formel 4	Van Amersfoort Racing(NLD) Van Amersfoort Racing	4	10:38.810	9LAPS	104.0	4	1:42.588	151.1

Fastest lap of the race. Car 7 driver Roman Stanek on lap 13. Time 1:40.212, average speed 154.7 km/h.

Following stewards decision no. 20 drive trough penalty converted into a time penalty of 30 seconds for car no. 10

T =nominated for Team Classification

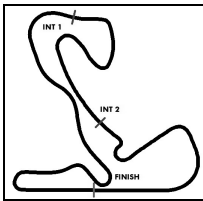
Subject to final scrutineering!		
Publication time:	Clerk of the Course: Bobbe Veldkamp	Timekeeper: Steffen Ruhl

ver: 1.1

www.adac.de/motorsport

Page 1/ 1 printed: 10.8.2019 19:05





# ADAC Formel 4

## Lap Chart Race 1

Provisional

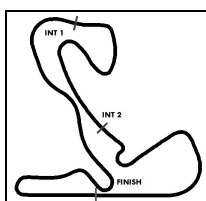


Circuit Zandvoort, Length: 4307 m

Saturday, August 10, 2019 13:20:00

LapCha	1	2	3	4	5	6	7	8	9	10	11	12	13	14	15	16	17	18	19	20	21	22	23	24	25	26	27	28	29	30	31	32	33	34	35	36	37	38	39	40	41	42	43	44	45					
LAP 1	21	3	5	44	7	14	19	.17	11	.28	.10	.26	.62	.6	2	4	15	.8	.16																															
LAP 2	3	44	19	.21	.5	.7	.14	11	2	15	.4	17	10	28	26	6	62'	16'	8'																															
LAP 3	.44	.3	.19	11	15	.2	17	7	21	10	5	28	26	14	4	6	62'	16'	8'																															
LAP 4	11	.15	17	7	21	3	10	5	28	44	26	14	2	19	4	6	62'	16'	8'																															
LAP 5	11	17	7	21	3	10	5	28	44	26	14	2	19	4	15	6	62'	16'																																
LAP 6	11	17	7	21	3	10	5	28	44	26	14	2	19	4	15	6	62'	16'																																
LAP 7	11	17	7	21	3	10	5	28	44	26	14	2	19	4	15	6	62'	.16'																																
LAP 8	11	17	7	21	3	10	5	28	44	26	14	2	19	4	15	6	62'																																	
LAP 9	11	17	7	21	3	10	5	28	44	14	26	2	19	4	15	6	62'																																	
LAP 10	11	17	21	7	3	5	10	28	44	14	4	6	2	62'	15	.26																																		
LAP 11	11	17	21	7	3	10	5	28	44	14	4	6	2	62'	15																																			
LAP 12	11	17	21	7	3	10	5	28	44	14	6	4	2	62'	15																																			
LAP 13	11	17	21	7	5	10	44	14	.4	62'	2	15	6	28	3																																			

.- PITSTOP ' -LAPBEHIND



# ADAC Formel 4

## Sector List Race 1



Provisional

Circuit Zandvoort, Length: 4307m  
Air temperature: 21.95°C  
Track temperature: 22.66°C  
Weather condition: Wet

Reg. Nr.: KNAF 0304.19.255

Saturday, August 10, 2019 13:20:00

Lap	Time	SE1	SP1	SE2	SP2	SE3	SP3	TSP	Lap	Time	SE1	SP1	SE2	SP2	SE3	SP3	TSP
<b>2</b>	Göhler, DEU									<b>theoretical besttime: 1:42.009</b>							
1	3:06.771	1:41.581	80	41.550	116	43.640	170	79	8	2:30.285	1:07.417	103	39.706	141	43.162	141	117
2	1:48.655	48.639	179	27.514	182	32.502	211	195	9	2:13.483	55.692	100	39.075	125	38.716	217	155
3	1:55.979	47.682	177	28.025	183	40.272	54	221	10	1:51.815	<b>45.667 187</b>	<b>26.354 188</b>	39.794	85	39.794	85	227
4	2:46.093	1:47.589	180	27.598	186	30.906	220		11	2:42.184	1:16.726	75	42.672	129	42.786	143	93
5	<b>1:42.612</b>	45.698	185	26.527	187	30.387	<b>221</b>	225	12	2:24.385	1:04.786	106	41.718	110	37.881	192	124
6	1:48.088	47.417	147	28.775	182	31.896	210	<b>231</b>	13	1:42.826	46.402	186	26.436	189	<b>29.988 221</b>	196	
7	1:55.715	46.399	183	26.954	188	42.362	133	204									

Lap	Time	SE1	SP1	SE2	SP2	SE3	SP3	TSP	Lap	Time	SE1	SP1	SE2	SP2	SE3	SP3	TSP
<b>3</b>	Aron, EST									<b>theoretical besttime: 1:40.453</b>							
1	2:50.541	1:28.234	101	39.640	150	42.667	172	115	8	2:29.346	1:08.249	102	39.308	144	41.789	181	145
2	1:49.998	49.710	174	27.609	182	32.679	212	196	9	2:15.293	57.222	98	36.925	120	41.146	221	187
3	1:55.171	47.587	175	27.570	182	40.014	55	220	10	1:51.653	<b>44.456 184</b>	26.193	192	41.004	96	229	
4	2:32.251	1:33.779	177	27.371	183	31.101	221		11	2:41.270	1:17.028	74	40.782	129	43.460	175	88
5	<b>1:41.752</b>	45.664	182	26.222	187	<b>29.866</b>	222	227	12	2:25.523	1:05.728	110	40.291	95	39.504	226	160
6	1:46.864	46.333	179	27.568	152	32.963	220	230	13	2:16.141	1:20.085	184	<b>26.131 188</b>	29.925	221	<b>235</b>	
7	2:21.816	51.784	89	42.084	138	47.948	110	195									

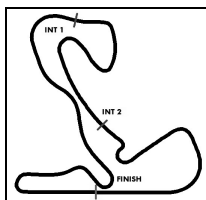
Lap	Time	SE1	SP1	SE2	SP2	SE3	SP3	TSP	Lap	Time	SE1	SP1	SE2	SP2	SE3	SP3	TSP
<b>4</b>	Krütten, DEU									<b>theoretical besttime: 1:40.252</b>							
1	3:06.986	1:42.458	80	41.494	109	43.034	170	87	8	2:30.381	1:07.211	100	39.894	119	43.276	119	127
2	1:57.029	48.904	181	27.467	181	40.658	56	195	9	2:12.051	55.360	95	38.397	130	38.294	217	152
3	2:52.753	1:55.187	179	26.904	185	30.662	217		10	1:50.126	<b>44.519 189</b>	<b>25.935 188</b>	39.672	95	<b>226</b>		
4	1:42.548	46.459	185	26.291	187	<b>29.798</b>	218	222	11	2:42.717	1:17.225	75	42.130	116	43.362	136	83
5	<b>1:41.175</b>	45.075	186	26.104	188	29.996	<b>225</b>	219	12	2:24.991	1:04.814	100	41.659	112	38.518	184	147
6	1:49.296	48.973	147	29.040	167	31.283	199	190	13	1:41.467	45.701	189	25.935	190	29.831	220	205
7	1:55.807	46.217	174	26.639	188	42.951	123	206									

Lap	Time	SE1	SP1	SE2	SP2	SE3	SP3	TSP	Lap	Time	SE1	SP1	SE2	SP2	SE3	SP3	TSP
<b>5</b>	Petecof, BRA									<b>theoretical besttime: 1:40.005</b>							
1	2:50.705	1:29.183	100	40.638	125	40.884	174	113	8	2:30.036	1:08.057	95	39.686	140	42.293	172	140
2	1:57.528	49.682	177	27.866	184	39.980	55	198	9	2:13.829	56.229	103	37.416	123	40.184	222	165
3	2:43.210	1:44.367	176	27.711	186	31.132	218		10	1:51.823	<b>44.419 189</b>	26.283	192	41.121	95	230	
4	1:43.569	47.043	184	26.479	185	30.047	221	225	11	2:42.591	1:16.835	84	41.549	126	44.207	158	86
5	<b>1:40.589</b>	45.003	185	<b>25.972</b>	189	<b>29.614</b>	222	230	12	2:23.990	1:04.899	120	40.142	95	38.949	225	148
6	1:44.467	44.157	188	27.040	173	33.270	200	230	13	1:40.764	45.046	185	26.060	189	29.658	223	<b>232</b>
7	2:19.709	50.612	100	42.487	95	46.610	140	176									

Lap	Time	SE1	SP1	SE2	SP2	SE3	SP3	TSP	Lap	Time	SE1	SP1	SE2	SP2	SE3	SP3	TSP
<b>6</b>	Cohen, ISR									<b>theoretical besttime: 1:40.205</b>							
1	3:04.032	1:36.909	97	40.919	107	46.204	55	88	8	2:23.764	1:00.928	93	39.769	117	43.067	117	169
2	3:27.159	2:27.943	176	27.428	186	31.788	216		9	2:11.729	55.486	96	38.584	132	37.659	220	141
3	1:52.453	55.836	185	26.301	188	30.316	219	224	10	1:50.484	<b>44.464 192</b>	26.291	191	39.729	86	<b>228</b>	
4	<b>1:42.303</b>	46.144	189	26.333	189	<b>29.826 221</b>	223		11	2:42.351	1:16.926	76	42.153	116	43.272	137	89
5	1:40.304	44.715	190	<b>25.915</b>	190	29.674	222	222	12	2:24.674	1:04.852	104	41.696	114	38.126	195	140
6	1:44.415	47.037	175	27.085	187	30.293	221	192	13	1:54.159	53.866	152	28.102	188	32.191	212	212
7	1:42.176	45.481	186	26.657	188	30.038	210	212									

Lap	Time	SE1	SP1	SE2	SP2	SE3	SP3	TSP	Lap	Time	SE1	SP1	SE2	SP2	SE3	SP3	TSP
<b>7</b>	Stanek, CZE									<b>theoretical besttime: 1:39.600</b>							
1	2:51.279	1:30.783	110	40.771	110	39.725	171	94	8	2:28.415	1:08.417	100	39.362	142	40.636	189	157
2	1:58.545	49.930	180	27.737	179	40.878	56	186	9	2:17.243	58.279	119	36.962	121	42.002	221	165
3	2:33.314	1:34.945	180	27.049	187	31.320	214		10	1:51.070	44.505	189	26.632	194	39.933	98	230
4	1:43.397	47.175	189	26.151	187	30.071	220	218	11	2:41.993	1:17.403	79	41.007	123	43.583	151	87
5	1:40.813	45.231	189	<b>25.774</b>	189	<b>29.808</b>	221	225	12	2:25.859	1:05.429	124	40.131	106	40.299	222	148
6	1:46.768	<b>44.018</b>	189	27.829	126	34.921	208	229	13	<b>1:40.212</b>	44.210	191	25.890	194	30.112	221	<b>232</b>
7	2:22.603	52.822	84	41.194	129	48.587	146	215									

Lap	Time	SE1	SP1	SE2	SP2	SE3	SP3	TSP	Lap	Time	SE1	SP1	SE2	SP2	SE3	SP3	TSP
<b>8</b>	Alleco Roy, MCO									<b>theoretical besttime: 1:42.588</b>							
1	3:11.935	1:38.902	101	42.034	111	50.999	56	82	4	<b>1:42.588</b>	<b>46.173 188</b>	<b>26.126 192</b>	<b>30.289 225</b>	221			
2	3:59.798	3:00.644	178	27.640	187	31.514	215		5					<b>235</b>			
3	1:44.489	47.665	188	26.302	188	30.522	218	225									



# ADAC Formel 4

## Sector List Race 1



Provisional

Circuit Zandvoort, Length: 4307m

Air temperature: 21.95°C

Track temperature: 22.66°C

Weather condition: Wet

Reg. Nr.: KNAF 0304.19.255

Saturday, August 10, 2019 13:20:00

Lap	Time	SE1	SP1	SE2	SP2	SE3	SP3	TSP	Lap	Time	SE1	SP1	SE2	SP2	SE3	SP3	TSP
<b>10</b>	<b>Rasmussen, DNK</b>								<b>theoretical besttime: 1:40.214</b>								
1	2:59.117	1:33.222	89	40.555	104	45.340	53	96	8	2:29.355	1:07.911	101	39.277	145	42.167	177	152
2	2:42.974	1:42.168	172	27.967	184	32.839	214		9	2:14.466	56.769	108	37.301	105	40.396	227	198
3	1:48.122	50.107	178	26.856	186	31.159	218	214	10	1:52.759	<b>44.710</b>	<b>188</b>	26.190	192	41.859	94	231
4	1:43.751	46.979	185	26.469	184	30.303	221	216	11	2:40.537	1:16.954	79	41.630	122	41.953	183	92
5	<b>1:40.696</b>	45.192	186	<b>25.827</b>	186	<b>29.677</b>	221	229	12	2:25.280	1:05.843	100	40.198	99	39.239	226	134
6	1:44.350	44.274	187	26.984	169	33.092	204	229	13	1:41.664	45.954	186	26.027	190	29.683	223	<b>234</b>
7	2:20.284	50.650	107	42.498	117	47.136	130	217									

<b>11</b>	<b>Famularo, VEN</b>								<b>theoretical besttime: 1:40.537</b>								
1	2:57.735	1:38.036	95	42.016	111	37.683	203	77	8	2:29.327	1:08.775	105	39.107	136	41.445	174	145
2	1:55.147	52.572	167	28.555	177	34.020	211	187	9	2:18.528	59.017	128	36.986	106	42.525	217	169
3	1:48.846	49.325	178	27.240	186	32.281	212	206	10	1:50.346	44.590	185	<b>26.123</b>	<b>187</b>	39.633	107	226
4	1:45.812	48.156	183	26.663	187	30.993	219	221	11	2:41.592	1:16.545	102	41.469	116	43.578	157	96
5	1:44.216	46.468	184	26.946	<b>188</b>	30.802	221	226	12	2:26.562	1:05.405	117	40.475	93	40.682	219	151
6	1:43.765	45.343	182	26.443	187	31.979	138	<b>229</b>	13	<b>1:40.615</b>	<b>44.239</b>	<b>185</b>	26.201	187	<b>30.175</b>	<b>221</b>	226
7	2:58.382	1:28.979	83	41.053	109	48.350	127	76									

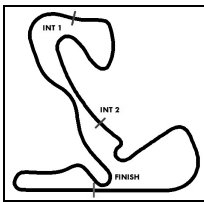
<b>14</b>	<b>Saucy, SUI</b>								<b>theoretical besttime: 1:39.318</b>								
1	2:52.806	1:34.045	87	40.609	106	38.152	186	97	8	2:30.483	1:07.577	103	39.845	132	43.061	149	118
2	1:57.697	48.915	182	28.009	182	40.773	56	203	9	2:13.950	55.847	102	39.195	122	38.908	208	158
3	2:59.148	2:01.546	184	26.927	186	30.675	217		10	1:49.932	<b>43.977</b>	<b>190</b>	25.851	188	40.104	101	221
4	1:42.198	46.237	190	25.952	186	30.009	218	214	11	2:42.536	1:17.323	76	42.137	124	43.076	132	90
5	<b>1:40.410</b>	44.636	190	26.034	187	29.740	<b>221</b>	<b>225</b>	12	2:25.901	1:04.574	111	42.385	112	38.942	184	138
6	1:43.633	45.318	177	26.945	179	31.370	206	220	13	1:40.444	45.103	190	<b>25.793</b>	<b>190</b>	<b>29.548</b>	<b>220</b>	205
7	2:07.094	47.393	168	32.284	95	47.417	128	193									

<b>15</b>	<b>Toth, HUN</b>								<b>theoretical besttime: 1:42.214</b>								
1	3:07.283	1:43.092	77	41.462	102	42.729	169	81	8	2:30.278	1:07.358	94	39.810	119	43.110	120	124
2	1:50.747	49.761	177	27.793	181	33.193	207	183	9	2:11.911	55.438	97	38.581	134	37.892	217	149
3	1:48.882	48.743	175	27.934	182	32.205	210	217	10	1:52.284	<b>45.848</b>	<b>186</b>	<b>26.362</b>	<b>190</b>	40.074	86	<b>221</b>
4	1:55.968	48.200	172	28.533	182	39.235	56	219	11	2:42.492	1:16.914	75	42.598	130	42.980	151	97
5	2:44.191	1:46.104	180	27.414	186	30.673	219		12	2:23.356	1:04.446	113	41.496	114	37.414	200	120
6	1:43.845	45.561	185	27.415	171	30.869	198	219	13	<b>1:43.037</b>	46.374	187	26.659	189	<b>30.004</b>	<b>221</b>	200
7	1:54.995	45.459	170	26.880	189	42.656	129	200									

<b>16</b>	<b>Estner, DEU</b>								<b>theoretical besttime: 1:42.510</b>								
1	3:13.007	1:40.579	88	41.817	119	50.611	53	74	5	1:43.592	<b>45.451</b>	<b>180</b>	26.512	187	31.629	191	<b>228</b>
2	3:55.539	2:54.521	171	27.940	181	33.078	212		6	2:33.600	1:03.547	84	41.633	127	48.420	154	188
3	1:46.575	49.506	181	<b>26.383</b>	187	30.686	218	194	7	3:00.590	1:08.643	108	39.423	146	1:12.524	39	145
4	<b>1:43.486</b>	46.240	<b>184</b>	26.570	<b>188</b>	<b>30.676</b>	<b>221</b>	217									

<b>17</b>	<b>Leclerc, MCO</b>								<b>theoretical besttime: 1:39.947</b>								
1	2:57.622	1:32.435	111	40.737	97	44.450	52	86	8	2:29.354	1:08.495	113	39.283	151	41.576	182	159
2	2:31.493	1:31.181	180	27.263	182	33.049	210		9	2:17.790	58.708	128	37.042	103	42.040	221	139
3	1:44.942	48.342	184	26.166	188	30.434	216	200	10	1:50.687	44.845	187	25.959	183	39.883	100	230
4	1:42.231	46.453	<b>190</b>	<b>25.941</b>	188	<b>29.837</b>	220	219	11	2:41.617	1:16.506	114	41.566	111	43.545	165	101
5	1:41.670	45.247	187	26.533	<b>190</b>	29.890	219	225	12	2:26.202	1:05.291	129	40.635	83	40.276	223	140
6	1:43.131	<b>44.169</b>	189	25.776	187	33.186	202	229	13	<b>1:40.677</b>	44.425	189	26.164	190	30.088	225	<b>231</b>
7	2:33.614	1:03.987	80	41.026	114	48.601	165	209									

<b>19</b>	<b>David, FRA</b>								<b>theoretical besttime: 1:40.644</b>								
1	2:54.104	1:36.294	93	40.789	109	37.021	202	82	6	1:48.649	48.508	141	28.722	172	31.419	200	<b>231</b>
2	1:49.243	48.473	180	27.456	185	33.314	207	210	7	1:55.576	46.108	184	26.895	185	42.573	123	197
3	1:55.309	47.827	178	27.523	182	39.959	55	217	8	2:30.283	1:07.512	90	39.776	117	42.995	141	125
4	2:59.683	2:02.232	176	27.053	185	30.398	218		9	2:12.984	55.341	100	39.149	128	38.494	218	150
5	<b>1:41.989</b>	45.256	187	<b>26.484</b>	<b>187</b>	<b>30.249</b>	<b>222</b>	227	10		<b>43.911</b>	<b>191</b>					229



# ADAC Formel 4

## Sector List Race 1

Provisional



Circuit Zandvoort, Length: 4307m

Air temperature: 21.95°C

Track temperature: 22.66°C

Weather condition: Wet

Reg. Nr.: KNAF 0304.19.255

Saturday, August 10, 2019 13:20:00

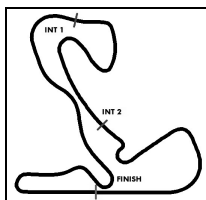
Lap	Time	SE1	SP1	SE2	SP2	SE3	SP3	TSP	Lap	Time	SE1	SP1	SE2	SP2	SE3	SP3	TSP
<b>21</b>	Pourchaire, FRA								<b>theoretical besttime: 1:39.484</b>								
1	2:50.236	1:27.417	101	39.009	131	43.810	164	90	8	2:29.032	1:08.236	101	39.211	153	41.585	181	157
2	1:56.214	49.593	176	27.186	184	39.435	55	190	9	2:16.116	57.633	110	36.730	130	41.753	221	196
3	2:37.583	1:39.611	182	26.772	187	31.200	217		10	1:50.175	44.267	188	26.377	189	39.531	97	230
4	1:42.924	46.575	190	26.188	188	30.161	221	225	11	2:41.923	1:17.326	89	40.999	116	43.598	152	91
5	1:40.709	45.216	189	<b>25.627</b>	189	<b>29.866</b>	222	228	12	2:26.004	1:05.637	123	40.080	97	40.287	221	141
6	1:47.120	<b>43.991</b>	188	27.968	132	35.161	207	<b>230</b>	13	<b>1:40.416</b>	44.180	191	26.051	191	30.185	224	230
7	2:22.807	52.552	84	41.636	124	48.619	131	210									

Lap	Time	SE1	SP1	SE2	SP2	SE3	SP3	TSP	Lap	Time	SE1	SP1	SE2	SP2	SE3	SP3	TSP
<b>26</b>	Dürksen, PAR								<b>theoretical besttime: 1:40.559</b>								
1	3:00.306	1:34.842	91	40.921	107	44.543	53	86	6	1:46.946	46.197	147	27.885	172	32.864	189	226
2	2:53.816	1:54.325	177	27.355	185	32.136	214		7	2:06.794	47.508	171	32.062	101	47.224	150	201
3	1:50.808	53.724	179	26.453	187	30.631	218	213	8	2:30.803	1:07.810	100	39.728	143	43.265	157	108
4	1:42.936	46.650	186	26.227	187	30.059	219	222	9	2:14.529	55.970	100	39.355	127	39.204	189	159
5	<b>1:40.559</b>	<b>44.749</b>	<b>188</b>	<b>25.909</b>	<b>189</b>	<b>29.901</b>	<b>221</b>	<b>226</b>	10	2:29.313	1:14.122	149	30.057	160	45.134	46	135

Lap	Time	SE1	SP1	SE2	SP2	SE3	SP3	TSP	Lap	Time	SE1	SP1	SE2	SP2	SE3	SP3	TSP
<b>28</b>	Ghiretti, FRA								<b>theoretical besttime: 1:39.857</b>								
1	2:58.339	1:31.520	112	40.877	112	45.942	52	88	8	2:30.139	1:07.873	99	39.703	144	42.563	151	131
2	2:53.369	1:52.812	174	27.747	182	32.810	208		9	2:13.182	55.879	106	37.663	129	39.640	220	177
3	1:45.628	48.260	185	26.399	187	30.969	216	213	10	1:52.503	<b>44.370</b>	<b>190</b>	26.403	191	41.730	91	<b>230</b>
4	1:42.586	46.413	187	26.041	187	30.132	219	221	11	2:42.560	1:17.194	75	42.017	126	43.349	135	95
5	<b>1:40.631</b>	45.144	190	<b>25.668</b>	188	<b>29.819</b>	218	227	12	2:26.637	1:04.641	108	42.658	121	39.338	178	139
6	1:42.701	44.158	191	26.829	186	31.714	217	226	13	1:58.428	53.142	156	30.200	148	35.086	177	184
7	2:17.393	49.188	123	41.197	103	47.008	130	179									

Lap	Time	SE1	SP1	SE2	SP2	SE3	SP3	TSP	Lap	Time	SE1	SP1	SE2	SP2	SE3	SP3	TSP
<b>44</b>	Belov, RUS								<b>theoretical besttime: 1:39.977</b>								
1	2:50.841	1:30.026	103	40.462	115	40.353	174	103	8	2:29.845	1:07.692	94	39.819	134	42.334	154	120
2	1:51.131	50.044	180	27.825	183	33.262	210	185	9	2:13.113	55.912	111	37.654	133	39.547	221	170
3	1:51.639	47.584	180	27.348	183	36.707		219	10	1:52.692	<b>44.432</b>	<b>189</b>	26.135	197	42.125	94	<b>233</b>
4	2:52.555	1:54.493	185	27.330	185	30.732	220		11	2:42.553	1:17.121	75	42.244	120	43.188	133	99
5	1:40.839	44.999	188	25.946	188	29.894	221	229	12	2:26.212	1:04.535	105	42.570	115	39.107	181	139
6	1:41.126	44.156	187	26.094	189	30.876	217	230	13	<b>1:40.318</b>	44.773	189	<b>25.746</b>	<b>189</b>	<b>29.799</b>	<b>221</b>	204
7	2:13.125	46.294	127	39.628	108	47.203	135	227									

Lap	Time	SE1	SP1	SE2	SP2	SE3	SP3	TSP	Lap	Time	SE1	SP1	SE2	SP2	SE3	SP3	TSP
<b>62</b>	Hauger, NOR								<b>theoretical besttime: 1:39.657</b>								
1	3:01.861	1:35.654	102	40.749	114	45.458	53	81	8	2:20.803	58.110	92	40.121	130	42.572	119	220
2	3:42.711	2:43.692	177	27.465	184	31.554	216		9	2:10.980	55.067	94	38.614	135	37.299	221	120
3	1:43.816	47.494	185	26.069	189	30.253	221	197	10	1:51.689	45.418	189	26.000	192	40.271	88	219
4	1:42.245	45.841	186	26.487	189	29.917	221	214	11	2:42.569	1:16.865	76	42.625	126	43.079	151	94
5	1:40.533	<b>44.230</b>	<b>189</b>	<b>25.735</b>	190	30.568	200	<b>227</b>	12	2:23.424	1:04.265	106	41.635	113	37.524	201	125
6	1:43.513	46.329	179	26.586	185	30.598	220	186	13	<b>1:41.276</b>	45.827	187	25.757	196	<b>29.692</b>	<b>226</b>	214
7	1:41.967	45.314	185	26.260	185	30.393	213	228									



# ADAC Formel 4

## Top speed list Race 1

Provisional

Reg. Nr.: KNAF 0304.19.255

Saturday, August 10, 2019 13:20:00



Circuit Zandvoort, Length: 4307m

Air temperature: 21.95°C

Track temperature: 22.66°C

Weather condition: Wet

#	Name (NAT)	Team	Car name	Speed	Lap	Race time
8	Lucas Alleco Roy (MCO)	Van Amersfoort Racing (NLD)	ADAC Formel 4	235.80	5	10:41.669
3	Paul Aron (EST)	Prema Powerteam SRL (ITA)	ADAC Formel 4	235.29	13	26:44.333
10	Oliver Rasmussen (DNK)	Prema Powerteam SRL (ITA)	ADAC Formel 4	234.27	13	26:44.553
44	Michael Belov (RUS)	R-ACE GP	ADAC Formel 4	233.26	10	19:47.091
5	Gianluca Petecof (BRA)	Prema Powerteam SRL (ITA)	ADAC Formel 4	232.75	13	26:44.920
7	Roman Stanek (CZE)	US Racing - CHRS (DEU)	ADAC Formel 4	232.25	13	26:44.191
19	Hadrien David (FRA)	R-ACE GP	ADAC Formel 4	231.75	6	11:23.216
2	Nico Göhler (DEU)	ADAC Berlin-Brandenburg e.V. (DEU)	ADAC Formel 4	231.26	6	11:23.010
17	Arthur Leclerc (MCO)	US Racing - CHRS (DEU)	ADAC Formel 4	231.26	13	26:43.243
21	Theo Pourchaire (FRA)	US Racing - CHRS (DEU)	ADAC Formel 4	230.76	6	10:50.564
28	Alessandro Ghiretti (FRA)	US Racing - CHRS (DEU)	ADAC Formel 4	230.27	10	19:46.878
11	Alessandro Famularo (VEN)	Prema Powerteam SRL (ITA)	ADAC Formel 4	229.29	6	10:14.683
16	Sebastian Estner (DEU)	Van Amersfoort Racing (NLD)	ADAC Formel 4	228.81	5	10:41.522
6	Ido Cohen (ISR)	Van Amersfoort Racing (NLD)	ADAC Formel 4	228.81	10	19:51.224
62	Dennis Hauger (NOR)	Van Amersfoort Racing (NLD)	ADAC Formel 4	227.84	5	10:13.544
26	Joshua Dürksen (PAR)	ADAC Berlin-Brandenburg e.V. (DEU)	ADAC Formel 4	226.89	5	9:30.802
4	Niklas Krütten (DEU)	Van Amersfoort Racing (NLD)	ADAC Formel 4	226.41	10	19:50.958
14	Gregoire Saucy (SUI)	R-ACE GP	ADAC Formel 4	225.46	5	9:34.807
15	Laszlo Toth (HUN)	R-ACE GP	ADAC Formel 4	221.76	10	19:51.102