

# ADAC GT4 Germany

## Result List Race 1



Provisional

Reg. Nr.: KNAF 0304.19.255

Amended  
10.8.2019 - 17:12

Circuit Zandvoort, Length: 4307m

Air temperature: 22.18°C

Track temperature: 25.73°C

Weather condition: Dry

Saturday, August 10, 2019 11:55:00

started : 23

classified : 22

not classified : 1

Nr.	Drivers	Team	Laps	Total Time	Gap	Kph	Lap	Time	Kph
Cl.	Car	Competitor							
1	7 M.Zug(DEU)/G.Piana(ITA) J BMW M4 GT4	RN Vision STS(DEU) RN Vision STS	33	1:01:53.953		137.9	19	1:48.421	143.0
2	24 M.Siljehaug(NOR)/E.Angermayr(AUT) J KTM X-Bow GT4	Felbermayr Reiter(DEU) Felbermayr Reiter	33	1:02:13.936	19.983	137.2	2	1:48.348	143.1
3	23 L.Kraihamer(AUT)/R.Kofler(AUT) KTM X-Bow GT4	True Racing True Racing	33	1:02:16.729	22.776	137.3	29	1:48.520	142.8
4	18 D.Griessner(AUT)/A.Rabindra(IND) Aston Martin Vantage AMR GT4	PROpeak Performance PROpeak Performance	33	1:02:20.259	26.306	137.0	2	1:48.891	142.3
5	99 H.Owega(DEU)/J.Owega(DEU) J Mercedes-AMG GT4	GetSpeed Performance GetSpeed Performance	33	1:02:32.184	38.231	137.7	16	1:48.782	142.5
6	33 M.Benyahia(MAR)/C.Fagg(GBR) J McLaren 570s GT4	Team GT Team GT	33	1:02:41.201	47.248	136.4	18	1:49.315	141.8
7	94 A.Valente(CHE)/F.von der Laden(DEU) McLaren 570s GT4	Team GT Team GT	33	1:02:49.278	55.325	135.9	4	1:49.302	141.8
8	21 C.Schöll(AUT)/G.van Parijs(BEL) Porsche Cayman GT4	Team Allied-Racing(DEU) Team Allied-Racing	33	1:02:49.690	55.737	136.1	19	1:49.896	141.0
9	48 L.Trefz(DEU)/M.Haber(AUS) J Mercedes-AMG GT4	Leipert Motorsport Leipert Motorsport	33	1:02:53.695	59.742	137.0	6	1:49.017	142.2
10	2 M.Schrey(DEU)/T.Jäger(AUT) BMW M4 GT4	Hofor Racing by Bonk Motorsport Hofor Racing by Bonk Motorsport	33	1:02:54.278	1:00.325	135.6	2	1:48.951	142.3
11	6 M.Lungstrass(DEU)/M.Beckhusen(DEU) J Audi R8 LMS GT4	Racing One(DEU) Racing One	33	1:03:04.249	1:10.296	135.4	19	1:49.293	141.8
12	59 F.Martin-Dye(GBR)/T.Krebs(DNK) McLaren 570s GT4	Dörr Motorsport Dörr Motorsport	33	1:03:07.121	1:13.168	135.4	3	1:49.624	141.4
13	3 M.Fischer(AUT)/C.Hürtgen(DEU) BMW M4 GT4	Hofor Racing by Bonk Motorsport Hofor Racing by Bonk Motorsport	33	1:03:12.813	1:18.860	135.1	2	1:49.122	142.0
14	11 O.Mayer(DEU)/J.Springob(DEU) J Mercedes-AMG GT4	Bremotion Bremotion	33	1:03:13.062	1:19.109	135.2	33	1:49.526	141.5
15	36 M.Suabo(DEU)/M.Lauck(DEU) T Mercedes-AMG GT4	Schütz Motorsport(DEU) Schütz Motorsport	33	1:03:19.674	1:25.721	135.1	15	1:48.557	142.8
16	69 P.Dörr(DEU)/D.Trebing(USA) J McLaren 570s GT4	Dörr Motorsport Dörr Motorsport	33	1:03:25.008	1:31.055	134.7	3	1:49.650	141.4
17	14 S.Grotstollen(DEU)/G.Braun(DEU) T BMW M4 GT4	MRS Besagroup Racing MRS Besagroup Racing	33	1:03:42.277	1:48.324	134.1	3	1:50.078	140.8
18	15 F.Kovac(CRO)/T.Tekaatt(DEU) T BMW M4 GT4	MRS Besagroup Racing MRS Besagroup Racing	32	1:01:59.910	1 LAP	133.9	22	1:49.631	141.4
19	66 F.Dziwok(POL)/F.Leib(DEU) T Porsche Cayman GT4	HP Racing International(DEU) HP Racing International	32	1:02:20.142	1 LAP	133.0	18	1:51.794	138.6
20	5 N.Rindlisbacher(CHE)/P.Stalidzane(DEU) J Audi R8 LMS GT4	Racing One(DEU) Racing One	31	1:02:10.741	2LAPS	128.9	10	1:49.533	141.5
21	17 H.Hadergasser(DEU)/H.Still(DEU) T Porsche Cayman GT4	KÜS TEAM75 Bernhard(DEU) KÜS TEAM75 Bernhard	28	56:15.705	5LAPS	128.9	15	1:48.226	143.2
22	55 C.Danner(DEU)/B.Laber(DEU) T McLaren 570s GT4	Team GT Team GT	25	49:48.462	8LAPS	131.4	6	1:50.854	139.8

### Not classified

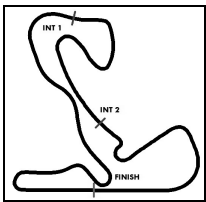
19	J.Viebahn(DEU)/J.Lappalainen(FIN) T Aston Martin Vantage AMR GT4	PROpeak Performance PROpeak Performance	14	26:25.746	19LAPS	137.6	2	1:49.793	141.2
----	---	--	----	-----------	--------	-------	---	----------	-------

Fastest lap of the race. Car 17 driver Hendrik Still on lap 15. Time 1:48.226, average speed 143.2 km/h.

Following race director decision drive trough penalty converted into a time penalty of 30 seconds for car no. 48

Following race director decision drive trough penalty converted into a time penalty of 30 seconds for car no. 55

Following race director decision no. 55 drive trough penalty converted into a time penalty of 30 seconds for car no. 99



# ADAC GT4 Germany

## Result List Race 1



Provisional

Amended

Reg. Nr.: KNAF 0304.19.255

10.8.2019 - 17:12

Circuit Zandvoort, Length: 4307m

Air temperature: 22.18°C

Track temperature: 25.73°C

Weather condition: Dry

Saturday, August 10, 2019 11:55:00

started : 23      classified : 22      not classified : 1

Nr. Drivers	Team	Laps	Total Time	Gap	Kph	Lap	Time	Kph
Cl. Car	Competitor							

Subject to final scrutineering!

Publication time:

Clerk of the Course: Bobbe Veldkamp

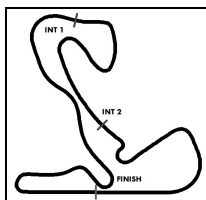
Timekeeper: Steffen Ruhl

ver: 1.1

[www.adac.de/motorsport](http://www.adac.de/motorsport)

Page 2/ 2 printed: 10.8.2019 17:12





# ADAC GT4 Germany

## Class Result List Race 1



Provisional

Reg. Nr.: KNAF 0304.19.255

Amended  
10.8.2019 - 17:13

Circuit Zandvoort, Length: 4307m

Air temperature: 22.18°C

Track temperature: 25.73°C

Weather condition: Dry

Saturday, August 10, 2019 11:55:00

started : 23      classified : 22      not classified : 1

Nr. Drivers	Team	Laps	Total Time	Gap	Kph	Lap	Time	Kph
Car	Competitor							

### CLASS: Junior

Started: 9	Classified: 9	Not Classified: 0							
1	7 M.Zug(DEU)/G.Piana(ITA) BMW M4 GT4	RN Vision STS(DEU) RN Vision STS	33	1:01:53.953		137.9	19	1:48.421	143.0
2	24 M.Siljehaug(NOR)/E.Angermayr(AUT) KTM X-Bow GT4	Felbermayr Reiter(DEU) Felbermayr Reiter	33	1:02:13.936	19.983	137.2	2	1:48.348	143.1
3	99 H.Owega(DEU)/J.Owega(DEU) Mercedes-AMG GT4	GetSpeed Performance GetSpeed Performance	33	1:02:32.184	38.231	137.7	16	1:48.782	142.5
4	33 M.Benyahia(MAR)/C.Fagg(GBR) McLaren 570s GT4	Team GT Team GT	33	1:02:41.201	47.248	136.4	18	1:49.315	141.8
5	48 L.Trefz(DEU)/M.Haber(AUS) Mercedes-AMG GT4	Leipert Motorsport Leipert Motorsport	33	1:02:53.695	59.742	137.0	6	1:49.017	142.2
6	6 M.Lungstrass(DEU)/M.Beckhusen(DEU) Audi R8 LMS GT4	Racing One(DEU) Racing One	33	1:03:04.249	1:10.296	135.4	19	1:49.293	141.8
7	11 O.Mayer(DEU)/J.Springob(DEU) Mercedes-AMG GT4	Bremotion Bremotion	33	1:03:13.062	1:19.109	135.2	33	1:49.526	141.5
8	69 P.Dörr(DEU)/D.Trebing(USA) McLaren 570s GT4	Dörr Motorsport Dörr Motorsport	33	1:03:25.008	1:31.055	134.7	3	1:49.650	141.4
9	5 N.Rindlisbacher(CHE)/P.Stalidzane(DEU) Audi R8 LMS GT4	Racing One(DEU) Racing One	31	1:02:10.741	2LAPS	128.9	10	1:49.533	141.5

Fastest lap of the class. Car 24 driver Mads Siljehaug on lap 2. Time 1:48.348, average speed 143.1 km/h.

### CLASS: Trophy

Started: 9	Classified: 8	Not Classified: 1							
1	6 M.Lungstrass(DEU)/M.Beckhusen(DEU) Audi R8 LMS GT4	Racing One(DEU) Racing One	33	1:03:04.249		135.4	19	1:49.293	141.8
2	11 O.Mayer(DEU)/J.Springob(DEU) Mercedes-AMG GT4	Bremotion Bremotion	33	1:03:13.062	8.813	135.2	33	1:49.526	141.5
3	36 M.Suabo(DEU)/M.Lauck(DEU) Mercedes-AMG GT4	Schütz Motorsport(DEU) Schütz Motorsport	33	1:03:19.674	15.425	135.1	15	1:48.557	142.8
4	14 S.Grotstollen(DEU)/G.Braun(DEU) BMW M4 GT4	MRS Besagroup Racing MRS Besagroup Racing	33	1:03:42.277	38.028	134.1	3	1:50.078	140.8
5	15 F.Kovac(CRO)/T.Tekaht(DEU) BMW M4 GT4	MRS Besagroup Racing MRS Besagroup Racing	32	1:01:59.910	1 LAP	133.9	22	1:49.631	141.4
6	66 F.Dziwok(POL)/F.Leib(DEU) Porsche Cayman GT4	HP Racing International(DEU) HP Racing International	32	1:02:20.142	1 LAP	133.0	18	1:51.794	138.6
7	17 H.Hadergasser(DEU)/H.Still(DEU) Porsche Cayman GT4	KÜS TEAM75 Bernhard(DEU) KÜS TEAM75 Bernhard	28	56:15.705	5LAPS	128.9	15	1:48.226	143.2
8	55 C.Danner(DEU)/B.Laber(DEU) McLaren 570s GT4	Team GT Team GT	25	49:48.462	8LAPS	131.4	6	1:50.854	139.8
<b>Not classified</b>									
19	J.Viebahn(DEU)/J.Lappalainen(FIN) Aston Martin Vantage AMR GT4	PROpeak Performance PROpeak Performance	14	26:25.746	19LAPS	137.6	2	1:49.793	141.2

Fastest lap of the class. Car 17 driver Hendrik Still on lap 15. Time 1:48.226, average speed 143.2 km/h.

Following race director decision drive trough penalty converted into a time penalty of 30 seconds for car no. 48

Following race director decision drive trough penalty converted into a time penalty of 30 seconds for car no. 55

Following race director decision no. 55 drive trough penalty converted into a time penalty of 30 seconds for car no. 99

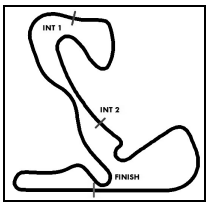
Subject to final scrutineering!

Publication time:

Clerk of the Course: Bobbe Veldkamp

Timekeeper: Steffen Ruhl





# ADAC GT4 Germany



## Sector List Race 1

Provisional

Circuit Zandvoort, Length: 4307m

Air temperature: 22.18°C

Track temperature: 25.73°C

Weather condition: Dry

Reg. Nr.: KNAF 0304.19.255

Saturday, August 10, 2019 11:55:00

Lap	Time	SE1	SP1	SE2	SP2	SE3	SP3	TSP	Lap	Time	SE1	SP1	SE2	SP2	SE3	SP3	TSP
<b>2 Schrey, DEU / Jäger, AUT</b>									<b>theoretical besttime: 1:48.866</b>								
1	1:56.848	55.348	176	29.099	188	<b>32.401</b>	221	201	18	1:50.672	48.270	176	29.257	190	33.145	222	<b>240</b>
2	<b>1:48.951</b>	<b>47.687</b>	176	<b>28.778</b>	189	32.486	222	235	19	1:50.769	48.453	173	29.435	191	32.881	224	237
3	1:49.668	47.805	176	28.925	189	32.938	220	237	20	1:50.730	48.415	174	29.268	191	33.047	222	238
4	1:49.987	47.826	<b>177</b>	29.302	190	32.859	221	235	21	1:58.949	48.610	172	29.178	191	41.161	54	238
5	1:49.811	47.756	175	29.217	189	32.838	222	237	22	2:02.461	59.983	166	29.244	191	33.234	221	
6	1:50.035	47.783	176	29.401	192	32.851	<b>224</b>	237	23	1:50.876	48.533	174	29.138	191	33.205	221	236
7	1:49.810	47.931	176	29.227	191	32.652	221	239	24	1:51.220	48.956	173	29.254	190	33.010	223	236
8	1:49.716	47.829	175	29.284	190	32.603	222	237	25	1:51.019	48.752	173	29.293	191	32.974	223	238
9	1:49.638	48.145	<b>177</b>	29.048	189	32.445	223	238	26	1:51.420	48.795	173	29.493	191	33.132	223	238
10	1:49.554	48.094	176	28.907	190	32.553	222	238	27	1:51.240	48.728	174	29.302	191	33.210	222	238
11	1:49.476	48.143	175	28.921	189	32.412	223	236	28	1:52.174	48.580	174	29.327	193	34.267	224	237
12	1:49.500	48.090	175	28.945	190	32.465	223	236	29	1:51.499	48.797	174	29.469	192	33.233	223	236
13	1:49.602	48.006	175	29.050	190	32.546	223	238	30	1:51.917	48.915	174	29.478	193	33.524	223	238
14	1:49.733	48.006	176	29.193	190	32.534	222	237	31	1:53.562	50.479	171	29.629	192	33.454	224	238
15	1:50.056	48.138	<b>177</b>	29.464	189	32.454	223	236	32	1:52.740	49.347	174	29.721	192	33.672	221	237
16	1:58.414	48.129	176	30.001	190	40.284	55	237	33	1:52.974	49.308	173	29.782	190	33.884	221	235
17	3:19.257	2:16.741	173	29.649	189	32.867	224										

Lap	Time	SE1	SP1	SE2	SP2	SE3	SP3	TSP	Lap	Time	SE1	SP1	SE2	SP2	SE3	SP3	TSP
<b>3 Fischer, AUT / Hürtgen, DEU</b>									<b>theoretical besttime: 1:49.025</b>								
1	2:01.394	58.307	175	29.772	188	33.315	220	191	18	1:50.609	48.611	174	29.209	191	32.789	222	235
2	<b>1:49.122</b>	48.072	175	<b>28.744</b>	191	<b>32.306</b>	223	234	19	1:51.229	48.452	174	29.630	184	33.147	221	237
3	1:49.822	<b>47.975</b>	<b>177</b>	28.934	190	32.913	221	<b>240</b>	20	1:50.850	48.669	175	29.319	192	32.862	222	231
4	1:49.865	48.192	175	28.864	191	32.809	221	236	21	1:50.793	48.601	174	29.262	192	32.930	222	233
5	1:50.205	48.386	174	28.991	190	32.828	220	236	22	1:51.888	49.270	169	29.478	191	33.140	224	234
6	1:49.906	48.295	173	28.970	191	32.641	221	236	23	1:51.339	48.742	173	29.342	192	33.255	221	236
7	1:50.142	48.279	174	29.057	190	32.806	222	237	24	1:59.060	48.979	172	29.539	191	40.542	57	235
8	1:50.443	48.167	175	29.467	190	32.809	<b>224</b>	237	25	2:02.809	59.648	170	29.710	190	33.451	221	
9	1:49.976	48.250	175	29.027	190	32.699	221	239	26	1:51.525	48.937	172	29.447	191	33.141	222	233
10	1:50.230	48.319	174	29.038	190	32.873	221	237	27	1:52.045	49.252	173	29.502	190	33.291	222	236
11	1:50.335	48.372	174	29.069	191	32.894	222	237	28	1:51.433	48.854	172	29.504	191	33.075	224	231
12	1:51.024	48.815	174	29.250	189	32.959	222	238	29	1:52.200	49.008	174	29.528	191	33.664	220	231
13	1:50.670	48.367	173	29.324	189	32.979	221	237	30	1:51.728	49.006	173	29.460	190	33.262	223	232
14	1:58.866	48.851	172	29.487	190	40.528	56	236	31	1:52.413	49.323	172	29.559	190	33.531	221	232
15	3:24.320	2:21.638	173	29.658	189	33.024	222		32	1:52.119	49.295	172	29.443	191	33.381	221	232
16	1:51.128	48.772	174	29.272	191	33.084	221	237	33	1:52.114	49.341	172	29.555	191	33.218	222	230
17	1:51.211	48.638	174	29.254	190	33.319	221	231									

Lap	Time	SE1	SP1	SE2	SP2	SE3	SP3	TSP	Lap	Time	SE1	SP1	SE2	SP2	SE3	SP3	TSP
<b>5 Rindlisbacher, CHE / Stalidzane, DEU</b>									<b>theoretical besttime: 1:49.054</b>								
1	2:02.738	59.416	173	29.210	178	34.112	218	188	17	1:50.190	48.331	173	29.004	189	32.855	220	233
2	1:50.014	48.137	174	<b>28.603</b>	<b>190</b>	33.274	220	233	18	1:58.987	49.214	174	29.075	188	40.698	53	234
3	1:49.933	48.178	175	28.885	189	32.870	219	<b>235</b>	19	3:21.556	2:18.049	172	29.605	188	33.902	216	
4	1:49.948	47.964	<b>176</b>	28.954	190	33.030	220	234	20	1:51.820	48.852	174	29.449	188	33.519	216	231
5	1:50.225	48.413	175	28.655	190	33.157	218	235	21	1:51.622	49.383	172	29.194	189	33.045	217	231
6	1:50.064	48.001	175	29.016	187	33.047	218	233	22	2:28.437	53.089	107	39.283	134	56.065	51	233
7	1:50.506	48.276	172	29.214	187	33.016	218	233	23	4:13.967	3:11.014	173	29.536	187	33.417	217	
8	1:50.312	48.393	174	28.870	188	33.049	217	233	24	1:52.951	48.900	173	29.436	188	34.615	205	232
9	1:50.524	48.353	169	28.850	187	33.321	217	233	25	1:52.107	49.570	173	29.112	189	33.425	217	214
10	<b>1:49.533</b>	47.955	175	28.855	188	<b>32.723</b>	219	231	26	1:51.108	48.529	175	29.063	188	33.516	217	232
11	1:50.463	48.423	165	28.972	188	33.068	218	234	27	1:52.691	50.028	172	29.294	189	33.369	218	228
12	1:49.788	48.085	175	28.925	189	32.778	<b>221</b>	234	28	1:53.266	50.025	164	29.307	189	33.934	218	233
13	1:49.544	<b>47.728</b>	175	28.807	189	33.009	220	235	29	1:52.076	48.906	173	29.539	186	33.631	219	234
14	1:51.567	48.700	172	29.469	189	33.398	219	233	30	1:51.839	48.660	172	29.487	187	33.692	219	232
15	1:49.941	47.795	171	29.089	187	33.057	220	234	31	1:52.579	49.078	171	29.735	188	33.766	219	233
16	1:50.445	48.066	174	29.107	189	33.272	217	235									

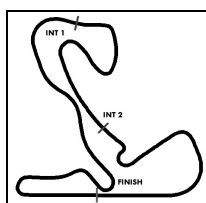
Lap	Time	SE1	SP1	SE2	SP2	SE3	SP3	TSP	Lap	Time	SE1	SP1	SE2	SP2	SE3	SP3	TSP
<b>6 Lungstrass, DEU / Beckhusen, DEU</b>									<b>theoretical besttime: 1:48.803</b>								
1	1:59.967	58.085	172	29.191	188	32.691	221	198	18	1:50.289	48.846	170	28.824	190	32.619	220	233
2	1:49.827	48.632	<b>176</b>	<b>28.559</b>	189	32.636	<b>223</b>	235	19	<b>1:49.293</b>	47.868	170	28.799	190	32.626	222	234
3	1:49.445	48.036	173	28.716	189	32.693	221	<b>237</b>	20	1:50.451	48.219	171	29.135	192	33.097	221	232
4	1:49.298	48.033	174	28.842	189	<b>32.423</b>	221	234	21	2:07.911	48.468	172	45.870	187	33.573	219	236
5	1:49.903	48.727	168	28.643	190	32.533	221	236	22	1:51.742	48.978	167	29.600	189	33.164	218	233
6	1:50.028	48.063	174	29.120	190	32.845	221	235	23	1:50.350	48.437	174	28.880	189	33.033	219	231

ver: 1.0

[www.adac.de/motorsport](http://www.adac.de/motorsport)

Page 1 / 7 printed: 10.8.2019 13:20





# ADAC GT4 Germany



## Sector List Race 1

Provisional

Reg. Nr.: KNAF 0304.19.255

Circuit Zandvoort, Length: 4307m

Air temperature: 22.18°C

Track temperature: 25.73°C

Weather condition: Dry

Saturday, August 10, 2019 11:55:00

Lap	Time	SE1	SP1	SE2	SP2	SE3	SP3	TSP	Lap	Time	SE1	SP1	SE2	SP2	SE3	SP3	TSP
7	1:49.635	48.027	172	28.765	190	32.843	220	235	24	1:50.878	48.248	170	29.213	188	33.417	218	233
8	1:49.543	48.106	173	28.854	189	32.583	221	234	25	1:50.841	48.578	174	29.046	190	33.217	219	232
9	1:49.894	47.960	172	29.069	190	32.865	220	236	26	1:50.496	48.295	174	28.988	188	33.213	219	233
10	1:49.664	48.190	168	28.846	189	32.628	221	236	27	1:50.533	48.334	173	29.081	190	33.118	220	234
11	1:49.682	48.074	172	28.921	189	32.687	220	236	28	1:50.102	48.380	175	29.014	190	32.708	221	235
12	1:49.951	<b>47.821</b>	173	29.427	187	32.703	221	235	29	2:01.915	48.158	174	39.021	168	34.736	218	235
13	1:49.668	48.075	172	28.782	190	32.811	222	235	30	1:53.308	49.584	169	29.751	187	33.973	216	232
14	1:50.180	48.305	172	29.016	188	32.859	220	237	31	1:52.079	49.124	172	29.313	188	33.642	217	230
15	1:58.807	48.839	169	29.082	189	40.886	56	234	32	1:51.698	48.942	173	29.486	187	33.270	219	232
16	3:23.901	2:19.971	169	29.678	187	34.252	215		33	1:51.254	48.851	173	29.273	188	33.130	220	233
17	1:51.716	49.043	167	29.394	187	33.279	218	230									

### 7 Zug, DEU / Piana, ITA

theoretical besttime: 1:48.071

1	1:58.090	56.275	173	28.921	188	32.894	220	194	18	1:48.600	<b>47.424</b>	<b>178</b>	28.866	190	32.310	223	237
2	1:49.741	47.863	176	29.069	187	32.809	221	234	19	<b>1:48.421</b>	47.774	177	<b>28.540</b>	<b>192</b>	<b>32.107</b>	<b>224</b>	237
3	1:49.038	47.689	175	28.701	189	32.648	221	236	20	1:49.423	47.664	178	28.840	191	32.919	224	238
4	1:49.170	47.684	177	28.590	191	32.896	221	236	21	1:49.239	48.252	177	28.719	191	32.268	221	236
5	1:49.948	48.270	175	28.777	190	32.901	221	208	22	1:48.748	47.697	177	28.764	192	32.287	223	237
6	1:49.716	47.965	176	28.860	179	32.891	223	221	23	1:48.834	47.434	177	29.053	191	32.347	221	237
7	1:49.996	47.935	176	29.344	192	32.717	220	236	24	1:48.725	47.559	178	28.874	191	32.292	223	236
8	1:49.758	47.774	175	29.016	182	32.968	221	236	25	1:48.645	47.750	174	28.671	190	32.224	224	238
9	1:49.779	48.114	174	29.072	189	32.593	223	236	26	1:49.964	47.522	177	28.933	191	33.509	211	<b>239</b>
10	1:49.664	47.844	176	29.350	189	32.470	221	237	27	1:49.127	48.108	177	28.797	190	32.222	224	227
11	1:49.528	47.931	175	28.993	189	32.604	221	236	28	1:49.267	47.941	176	28.812	190	32.514	224	239
12	1:49.430	47.864	175	28.887	189	32.679	221	237	29	1:49.929	47.902	176	29.343	187	32.684	221	237
13	1:49.540	48.048	175	28.933	189	32.559	222	236	30	1:49.099	47.773	174	28.931	191	32.395	224	237
14	1:56.614	48.137	175	28.953	190	39.524	59	237	31	1:49.409	47.983	176	28.796	190	32.630	224	238
15	3:17.357	2:16.273	175	28.797	189	32.287	221		32	1:49.666	48.082	177	28.978	190	32.606	222	238
16	1:48.874	47.622	176	28.924	190	32.328	221	236	33	1:52.186	48.474	173	29.367	192	34.345	128	237
17	1:48.428	47.506	176	28.684	190	32.238	223	236									

### 11 Mayer, DEU / Springob, DEU

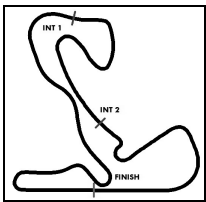
theoretical besttime: 1:49.381

1	2:05.088	1:01.860	170	29.370	184	33.858	213	181	18	1:52.269	49.440	172	29.519	188	33.310	218	229
2	1:51.864	49.362	172	29.218	187	33.284	217	205	19	1:50.526	48.343	172	29.201	189	32.982	218	232
3	1:52.267	49.466	171	29.219	188	33.582	216	231	20	1:50.111	47.930	172	29.102	189	33.079	219	233
4	1:52.925	49.378	171	29.362	187	34.185	213	228	21	1:50.169	48.051	172	29.225	189	32.893	219	234
5	1:52.713	49.348	170	29.397	186	33.968	214	227	22	1:50.437	48.104	172	29.317	188	33.016	218	233
6	1:52.992	49.830	171	29.360	186	33.802	216	227	23	1:50.404	48.098	172	29.145	188	33.161	218	233
7	1:52.904	49.427	171	29.569	185	33.908	212	231	24	1:50.059	48.098	172	29.137	189	32.824	220	233
8	1:52.788	49.269	171	29.417	186	34.102	214	229	25	1:49.853	48.162	174	28.985	188	<b>32.706</b>	<b>221</b>	235
9	1:52.981	49.475	171	29.329	186	34.177	213	228	26	1:49.724	48.040	172	28.878	189	32.806	219	<b>235</b>
10	1:53.081	49.364	171	29.694	187	34.023	215	228	27	1:49.819	48.062	173	28.857	187	32.900	217	234
11	1:52.762	49.415	170	29.458	187	33.889	214	226	28	1:50.273	48.308	172	29.149	190	32.816	219	232
12	1:53.312	49.591	168	29.631	186	34.090	214	227	29	1:49.884	48.062	173	29.000	189	32.822	218	235
13	1:53.549	49.605	170	29.654	186	34.290	214	228	30	1:50.137	48.052	172	28.893	188	33.192	218	234
14	2:02.173	50.063	171	29.773	184	42.337	59	227	31	1:50.194	47.969	173	29.171	188	33.054	219	233
15	3:22.632	2:18.625	169	29.791	186	34.216	216		32	1:49.811	48.053	174	29.025	189	32.733	219	233
16	1:52.013	48.913	170	29.494	187	33.606	218	232	33	<b>1:49.526</b>	<b>47.862</b>	<b>174</b>	<b>28.813</b>	<b>190</b>	32.851	221	234
17	1:53.822	49.105	164	30.511	189	34.206	215	232									

### 14 Grotstollen, DEU / Braun, DEU

theoretical besttime: 1:49.720

1	2:04.210	1:00.550	175	29.493	184	34.167	218	182	18	3:28.571	2:25.002	177	29.432	193	34.137	219	
2	1:51.826	49.095	173	29.649	190	33.082	221	205	19	1:50.495	48.301	176	29.379	193	32.815	223	235
3	<b>1:50.078</b>	48.429	175	28.933	192	32.716	222	233	20	1:51.921	48.953	175	29.666	192	33.302	223	237
4	1:50.475	48.515	176	<b>28.777</b>	192	33.183	221	236	21	1:51.713	48.787	175	29.426	193	33.500	221	238
5	1:50.405	48.746	173	28.998	191	32.661	223	235	22	1:52.124	48.819	177	29.308	192	33.997	214	236
6	1:50.415	<b>48.290</b>	175	28.972	190	33.153	222	237	23	1:52.102	49.072	174	29.571	193	33.459	221	228
7	1:51.619	49.003	174	29.303	187	33.313	220	233	24	1:52.063	49.173	176	29.345	193	33.545	223	233
8	1:52.135	49.332	174	29.389	190	33.414	221	232	25	1:52.493	49.491	176	29.652	192	33.350	222	237
9	1:52.507	50.095	173	29.218	191	33.194	219	228	26	1:52.058	49.044	177	29.625	192	33.389	222	235
10	1:50.933	48.387	176	29.290	190	33.256	221	236	27	2:00.922	49.146	176	29.426	177	42.350	59	236
11	1:52.389	50.499	172	29.237	191	<b>32.653</b>	223	233	28	2:03.537	1:00.203	173	29.892	191	33.442	222	
12	1:51.258	48.696	176	29.368	190	33.194	221	236	29	1:52.141	48.989	177	29.699	193	33.453	225	236
13	1:51.072	48.559	<b>177</b>	29.283	190	33.230	220	233	30	1:52.099	48.699	176	29.803	193	33.597	224	<b>238</b>



# ADAC GT4 Germany

## Sector List Race 1



Provisional

Reg. Nr.: KNAF 0304.19.255

Saturday, August 10, 2019 11:55:00

Circuit Zandvoort, Length: 4307m

Air temperature: 22.18°C

Track temperature: 25.73°C

Weather condition: Dry

Lap	Time	SE1	SP1	SE2	SP2	SE3	SP3	TSP	Lap	Time	SE1	SP1	SE2	SP2	SE3	SP3	TSP
14	1:51.165	48.884	174	29.216	191	33.065	221	233	31	1:52.083	48.719	175	29.883	191	33.481	225	237
15	1:51.779	48.884	175	29.451	192	33.444	220	232	32	1:52.040	49.193	176	29.679	192	33.168	225	237
16	1:51.727	49.118	172	29.491	189	33.118	220	229	33	1:52.681	49.047	175	30.203	191	33.431	223	238
17	1:59.241	48.992	174	29.882	187	40.367	59	232									

### 15 Kovac, CRO / Tekaat, DEU

theoretical besttime: 1:49.444

1	2:10.909	1:05.794	163	29.968	185	35.147	217	173	17	1:49.822	48.242	173	<b>28.937</b>	<b>192</b>	32.643	223	237
2	1:56.477	51.443	167	29.516	187	35.518	215	225	18	1:50.437	48.385	173	29.150	192	32.902	225	238
3	1:55.055	50.851	167	29.596	188	34.608	217	226	19	1:50.583	48.585	174	29.052	192	32.946	223	234
4	1:54.331	50.665	170	29.435	190	34.231	221	227	20	1:50.214	48.352	174	29.179	190	32.683	225	235
5	1:54.030	50.415	167	29.753	189	33.862	221	234	21	1:49.841	<b>48.143</b>	<b>174</b>	29.157	192	32.541	224	237
6	1:53.757	50.081	172	29.552	189	34.124	219	228	22	<b>1:49.631</b>	48.204	174	29.063	192	<b>32.364</b>	<b>224</b>	237
7	1:53.581	50.109	172	29.576	189	33.896	220	234	23	1:50.146	48.275	173	29.079	192	32.792	222	237
8	1:54.214	49.865	170	30.122	182	34.227	217	236	24	1:50.916	49.397	173	29.006	192	32.513	225	237
9	1:54.260	49.768	171	30.304	184	34.188	218	230	25	1:50.207	48.468	172	29.124	192	32.615	225	240
10	1:54.232	50.349	169	29.500	189	34.383	218	235	26	1:51.570	49.077	173	29.594	192	32.899	225	238
11	1:54.960	51.093	168	29.831	187	34.036	220	227	27	1:50.153	48.304	174	29.245	191	32.604	225	238
12	1:55.196	50.994	169	29.874	187	34.328	217	231	28	1:50.578	48.961	174	29.054	191	32.563	226	227
13	1:55.178	50.699	170	29.950	187	34.529	217	230	29	1:50.072	48.351	172	29.116	192	32.605	225	237
14	2:06.892	51.267	168	30.047	186	45.578	46	228	30	1:50.159	48.394	174	29.011	191	32.754	225	<b>241</b>
15	3:30.526	2:27.418	171	29.831	186	33.277	223		31	1:50.053	48.355	173	29.110	192	32.588	224	238
16	1:51.579	49.456	170	29.042	190	33.081	222	234	32	1:50.351	48.511	172	29.131	193	32.709	225	236

### 17 Hadergasser, DEU / Still, DEU

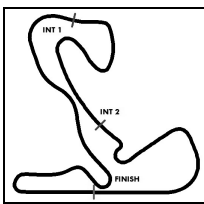
theoretical besttime: 1:48.104

1	2:10.112	1:05.051	166	29.960	188	35.101	217	173	15	<b>1:48.226</b>	<b>47.456</b>	<b>174</b>	<b>28.516</b>	<b>192</b>	32.254	225	240
2	1:53.678	50.207	165	29.370	189	34.101	216	232	16	1:48.392	47.457	175	28.803	191	<b>32.132</b>	<b>225</b>	240
3	1:54.654	50.015	159	30.021	187	34.618	215	232	17	1:48.730	47.497	175	28.596	193	32.637	225	<b>241</b>
4	1:54.589	50.563	167	29.654	191	34.372	217	232	18	1:49.015	47.874	176	28.629	192	32.512	223	234
5	1:54.341	50.202	165	29.683	190	34.456	215	233	19	1:50.232	48.745	174	28.906	191	32.581	222	237
6	1:54.359	50.781	165	29.546	190	34.032	217	231	20	1:48.875	47.644	176	28.804	193	32.427	224	237
7	1:55.053	50.956	164	30.065	187	34.032	215	229	21	1:50.266	48.970	174	28.709	191	32.587	224	235
8	1:55.534	50.673	166	30.286	187	34.575	211	232	22	1:49.212	47.838	176	28.887	193	32.487	222	240
9	1:56.704	51.951	164	30.054	189	34.699	216	219	23	1:48.968	47.829	176	28.584	190	32.555	225	238
10	1:55.953	51.194	164	30.185	191	34.574	215	233	24	1:49.488	48.186	176	28.813	192	32.489	224	237
11	1:55.553	50.693	165	30.142	190	34.718	216	232	25	1:49.439	47.996	174	28.607	193	32.836	223	240
12	1:55.160	50.531	165	30.234	188	34.395	215	233	26	1:49.038	47.886	175	28.743	193	32.409	224	236
13	2:03.636	50.795	166	29.955	190	42.886	55	233	27	1:49.735	47.887	174	29.509	187	32.339	225	238
14	3:21.656	2:20.155	173	29.077	188	32.424	<b>225</b>		28	3:55.107	48.280	142	1:23.210	34	1:43.617	34	238

### 18 Griessner, AUT / Rabindra, IND

theoretical besttime: 1:48.675

1	1:59.330	57.246	175	28.879	186	33.205	219	194	18	1:57.053	48.269	175	29.109	186	39.675	59	234
2	<b>1:48.891</b>	47.923	175	28.680	188	<b>32.288</b>	219	233	19	3:20.996	2:18.109	173	29.691	188	33.196	217	
3	1:48.996	47.890	176	28.649	188	32.457	<b>221</b>	234	20	1:50.444	48.526	174	29.105	188	32.813	217	231
4	1:49.204	47.820	176	<b>28.595</b>	<b>189</b>	32.789	219	<b>235</b>	21	1:50.374	48.366	174	29.378	188	32.630	218	232
5	1:49.957	48.293	176	28.729	187	32.935	219	232	22	1:50.595	48.512	175	29.188	187	32.895	217	233
6	1:49.693	48.273	176	28.595	189	32.825	220	234	23	1:50.430	48.304	175	29.109	187	33.017	217	232
7	1:49.918	48.027	175	29.153	189	32.738	220	235	24	1:50.719	48.539	174	29.099	187	33.081	218	232
8	1:49.699	47.833	176	29.117	186	32.749	219	234	25	1:50.082	48.382	176	29.059	188	32.641	220	233
9	1:49.941	48.303	173	29.047	187	32.591	221	235	26	1:50.316	48.188	175	29.099	187	33.029	219	234
10	1:49.725	<b>47.792</b>	176	29.355	187	32.578	218	235	27	1:50.729	48.407	174	29.508	186	32.814	220	233
11	1:49.665	47.948	176	29.230	186	32.487	221	233	28	1:50.438	48.535	176	29.118	186	32.785	221	233
12	1:49.476	48.102	173	29.032	187	32.342	220	235	29	1:50.594	48.335	178	29.274	187	32.985	218	235
13	1:49.667	48.221	175	28.965	187	32.481	220	235	30	1:50.974	48.568	176	29.435	187	32.971	219	233
14	1:49.347	47.978	177	28.848	188	32.521	221	235	31	1:50.509	48.357	176	29.201	188	32.951	220	234
15	1:49.335	47.939	174	28.914	187	32.482	220	234	32	1:51.974	48.781	177	30.191	189	33.002	219	234
16	1:49.988	48.073	176	29.437	185	32.478	220	234	33	1:51.630	48.735	172	29.173	188	33.722	216	232
17	1:49.570	47.919	176	29.101	187	32.550	220	234									



# ADAC GT4 Germany

## Sector List Race 1



Provisional

Reg. Nr.: KNAF 0304.19.255

Saturday, August 10, 2019 11:55:00

Circuit Zandvoort, Length: 4307m

Air temperature: 22.18°C

Track temperature: 25.73°C

Weather condition: Dry

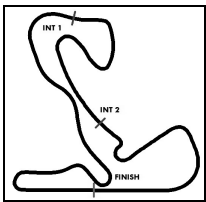
Lap	Time	SE1	SP1	SE2	SP2	SE3	SP3	TSP	Lap	Time	SE1	SP1	SE2	SP2	SE3	SP3	TSP
<b>19</b> Viebahn, DEU / Lappalainen, FIN									<b>theoretical besttime: 1:49.589</b>								
1	2:01.840	58.556	174	29.608	183	33.676	214	201	8	1:52.423	49.636	169	29.167	173	33.620	205	217
2	<b>1:49.793</b>	<b>48.129</b>	174	29.039	<b>185</b>	<b>32.625</b>	<b>217</b>	228	9	1:53.201	50.395	167	29.296	178	33.510	203	216
3	1:49.820	48.199	<b>175</b>	28.838	183	32.783	214	<b>230</b>	10	1:52.393	49.827	169	29.602	176	32.964	209	215
4	1:50.203	48.613	175	<b>28.835</b>	183	32.755	212	225	11	1:52.692	49.750	166	29.567	177	33.375	207	220
5	1:53.664	51.399	170	29.428	179	32.837	212	223	12	1:52.460	49.868	170	29.210	177	33.382	205	217
6	1:51.070	48.891	172	29.072	180	33.107	210	224	13	1:52.868	49.846	169	29.479	171	33.543	201	216
7	1:51.710	49.343	170	29.132	179	33.235	207	221	14	2:01.609	50.196	166	30.093	173	41.320	53	213

Lap	Time	SE1	SP1	SE2	SP2	SE3	SP3	TSP	Lap	Time	SE1	SP1	SE2	SP2	SE3	SP3	TSP
<b>21</b> Schöll, AUT / van Parijs, BEL									<b>theoretical besttime: 1:49.509</b>								
1	2:05.846	1:03.239	168	29.567	189	33.040	222	170	18	1:50.201	48.249	174	29.048	191	32.904	220	237
2	1:51.238	49.156	172	29.168	189	32.914	<b>223</b>	217	19	<b>1:49.896</b>	48.084	174	<b>28.794</b>	<b>192</b>	33.018	220	236
3	1:50.238	48.580	174	28.945	191	32.713	221	<b>239</b>	20	1:50.156	48.073	176	29.045	192	33.038	221	236
4	1:50.737	48.641	174	29.031	191	33.065	221	235	21	1:50.514	48.236	173	29.222	191	33.056	221	237
5	1:50.979	48.776	174	29.312	189	32.891	222	236	22	1:51.720	48.807	166	29.697	191	33.216	221	237
6	1:50.435	48.519	174	28.911	190	33.005	221	235	23	1:50.868	48.642	174	29.122	191	33.104	221	236
7	1:50.724	48.475	174	29.140	189	33.109	220	235	24	1:51.051	48.357	175	29.292	190	33.402	223	238
8	1:51.244	48.789	174	29.100	189	33.355	220	234	25	1:50.349	48.354	174	29.323	192	<b>32.672</b>	<b>222</b>	238
9	1:52.485	50.164	172	29.209	189	33.112	221	221	26	1:50.592	48.210	175	29.320	191	33.062	221	238
10	1:51.066	48.747	173	28.825	189	33.494	220	231	27	1:50.317	48.359	173	29.192	191	32.766	222	236
11	1:51.254	49.308	173	29.119	189	32.827	221	230	28	1:50.133	48.088	175	29.159	192	32.886	223	238
12	1:51.021	48.425	174	29.302	188	33.294	221	236	29	1:50.104	<b>48.043</b>	<b>173</b>	29.148	191	32.913	223	239
13	1:50.990	48.771	175	29.329	189	32.890	221	237	30	1:50.528	48.274	172	29.301	192	32.953	222	238
14	1:51.082	48.601	174	29.346	189	33.135	221	236	31	1:51.288	48.687	173	29.340	189	33.261	221	237
15	1:59.881	49.203	172	29.451	189	41.227	60	234	32	1:51.392	48.677	173	29.374	192	33.341	221	236
16	3:20.141	2:17.823	167	29.311	190	33.007	221		33	1:50.729	48.211	175	29.349	191	33.169	222	236
17	1:50.491	48.406	175	29.128	190	32.957	221	237									

Lap	Time	SE1	SP1	SE2	SP2	SE3	SP3	TSP	Lap	Time	SE1	SP1	SE2	SP2	SE3	SP3	TSP
<b>23</b> Kraihamer, AUT / Kofler, AUT									<b>theoretical besttime: 1:48.449</b>								
1	2:03.083	59.627	172	29.707	<b>184</b>	33.749	211	190	18	1:48.708	47.794	175	28.685	182	<b>32.229</b>	<b>214</b>	225
2	1:50.014	48.385	172	28.573	183	33.056	212	225	19	1:48.797	47.759	176	28.630	181	32.408	213	225
3	1:49.939	48.441	173	28.764	183	32.734	213	226	20	1:48.727	47.835	174	28.579	182	32.313	215	225
4	1:50.070	48.222	174	28.851	184	32.997	212	225	21	1:49.091	47.779	174	28.908	182	32.404	213	226
5	1:50.303	48.616	169	29.017	180	32.670	214	225	22	1:48.648	47.737	175	28.618	182	32.293	212	224
6	1:50.270	48.548	171	28.971	182	32.751	213	227	23	1:48.822	47.780	173	28.730	182	32.312	212	224
7	1:50.448	48.659	168	29.035	181	32.754	212	225	24	1:49.183	47.921	174	28.845	180	32.417	214	224
8	1:49.916	48.286	172	28.806	181	32.824	213	225	25	1:48.920	47.909	174	28.605	183	32.406	214	225
9	1:58.032	56.381	170	28.884	181	32.767	212	226	26	1:48.676	<b>47.655</b>	<b>174</b>	<b>28.565</b>	<b>181</b>	32.456	215	225
10	1:50.562	48.562	170	28.912	181	33.088	211	225	27	1:49.528	48.023	172	29.126	180	32.379	214	226
11	1:50.522	48.567	169	28.759	182	33.196	212	225	28	1:49.095	48.204	172	28.645	181	32.246	214	225
12	1:50.787	48.406	171	29.198	179	33.183	211	225	29	<b>1:48.520</b>	47.661	175	28.611	182	32.248	214	226
13	1:50.509	48.510	170	29.110	180	32.889	212	224	30	1:49.228	47.766	174	28.629	182	32.833	213	225
14	1:59.641	48.635	171	29.102	181	41.904	57	225	31	1:48.862	47.702	176	28.638	182	32.522	215	225
15	3:19.148	2:17.837	174	28.693	181	32.618	213		32	1:50.085	48.837	175	29.019	181	32.229	215	<b>227</b>
16	1:49.143	47.796	173	28.821	182	32.526	212	225	33	1:49.729	48.422	173	28.909	182	32.398	215	225
17	1:49.723	48.033	170	29.248	181	32.442	212	225									

Lap	Time	SE1	SP1	SE2	SP2	SE3	SP3	TSP	Lap	Time	SE1	SP1	SE2	SP2	SE3	SP3	TSP
<b>24</b> Siljehaug, NOR / Angermayr, AUT									<b>theoretical besttime: 1:47.896</b>								
1	1:58.354	56.885	166	28.726	180	32.743	<b>217</b>	190	18	1:56.560	48.026	173	28.992	183	39.542	57	228
2	<b>1:48.348</b>	47.817	168	<b>28.472</b>	183	<b>32.059</b>	216	<b>229</b>	19	3:20.257	2:18.289	171	29.322	183	32.646	215	
3	1:48.956	<b>47.365</b>	<b>175</b>	28.831	183	32.760	215	228	20	1:50.660	48.650	173	29.095	184	32.915	212	226
4	1:50.122	48.063	175	29.021	182	33.038	215	227	21	1:51.140	49.319	172	29.040	183	32.781	213	225
5	1:49.888	47.843	174	28.997	183	33.048	214	225	22	1:50.357	48.543	172	29.084	183	32.730	214	226
6	1:48.903	47.626	174	28.786	182	32.491	215	227	23	1:50.542	48.252	171	29.379	182	32.911	212	226
7	1:48.886	47.713	174	28.768	182	32.405	213	226	24	1:51.229	48.639	171	29.042	180	33.548	215	225
8	1:48.628	47.618	175	28.731	182	32.279	214	225	25	1:50.771	48.600	172	29.074	184	33.097	214	228
9	1:49.231	47.872	175	28.909	182	32.450	215	227	26	1:51.472	49.020	170	29.191	182	33.261	214	226
10	1:48.534	47.816	175	28.557	183	32.161	216	227	27	1:51.227	48.719	172	29.373	181	33.135	215	227
11	1:48.801	47.735	173	28.655	183	32.411	215	227	28	1:50.567	48.692	172	29.003	182	32.872	214	226
12	1:48.912	47.766	172	28.784	183	32.362	215	228	29	1:50.943	48.811	172	29.182	182	32.950	215	226
13	1:49.093	47.893	174	28.887	183	32.313	216	227	30	1:51.389	48.883	171	29.243	182	33.263	214	227
14	1:49.307	47.912	172	28.989	183	32.406	215	228	31	1:50.969	48.949	171	29.164	182	32.856	215	226
15	1:49.107	47.943	172	28.738	183	32.426	215	227	32	1:50.521	48.658	173	29.114	183	32.749	214	227





# ADAC GT4 Germany

## Sector List Race 1



Provisional

Reg. Nr.: KNAF 0304.19.255

Saturday, August 10, 2019 11:55:00

Circuit Zandvoort, Length: 4307m

Air temperature: 22.18°C

Track temperature: 25.73°C

Weather condition: Dry

Lap	Time	SE1	SP1	SE2	SP2	SE3	SP3	TSP	Lap	Time	SE1	SP1	SE2	SP2	SE3	SP3	TSP
16	1:49.039	47.917	172	28.751	182	32.371	216	227	33	1:51.908	48.859	170	29.483	182	33.566	209	226
17	1:49.315	47.862	174	29.001	183	32.452	215	229									

### 33 Benyahia, MAR / Fagg, GBR

theoretical besttime: 1:48.858

1	2:04.018	1:01.168	175	29.324	192	33.526	215	186	18	<b>1:49.315</b>	<b>47.786</b>	<b>175</b>	28.830	192	32.699	219	237
2	1:50.456	48.582	170	28.692	190	33.182	220	231	19	1:49.487	48.001	175	28.764	193	32.722	219	236
3	1:49.703	48.343	<b>176</b>	<b>28.584</b>	191	32.776	220	235	20	1:50.970	48.175	175	29.215	193	33.580	219	234
4	1:49.876	48.231	175	28.807	192	32.838	220	236	21	1:50.290	48.219	175	29.215	191	32.856	220	236
5	1:50.786	48.836	173	28.950	191	33.000	220	<b>237</b>	22	1:50.176	48.147	172	29.367	192	32.662	221	237
6	1:50.243	48.337	174	28.786	<b>193</b>	33.120	220	237	23	1:49.870	48.073	174	28.980	191	32.817	219	236
7	1:49.992	48.192	176	28.952	190	32.848	219	237	24	1:49.799	48.128	173	28.818	192	32.853	220	237
8	1:50.308	48.407	175	29.210	191	32.691	218	235	25	1:51.177	48.534	174	29.280	192	33.363	221	237
9	1:50.307	48.436	174	29.049	190	32.822	219	234	26	1:50.116	48.037	175	29.192	191	32.887	222	237
10	1:50.450	48.541	174	29.118	189	32.791	218	232	27	1:50.767	48.450	174	29.005	189	33.312	221	237
11	1:50.060	48.341	174	28.967	191	32.752	218	234	28	1:51.478	48.596	175	29.113	191	33.769	221	236
12	1:50.227	48.329	175	29.043	189	32.855	219	234	29	1:49.708	48.022	172	28.947	192	32.739	221	237
13	1:50.137	48.228	174	29.171	190	32.738	220	235	30	1:50.049	48.100	175	29.118	191	32.831	221	237
14	1:59.275	48.617	174	29.371	190	41.287	55	236	31	1:50.049	48.233	174	28.926	192	32.890	221	237
15	3:25.310	2:23.352	175	29.146	190	32.812	219		32	1:50.133	48.242	174	29.046	192	32.845	220	237
16	1:49.535	48.065	175	28.982	192	<b>32.488</b>	221	237	33	1:50.015	48.079	175	28.932	191	33.004	221	236
17	1:57.119	55.573	175	28.917	191	32.629	221	237									

### 36 Suabo, DEU / Lauck, DEU

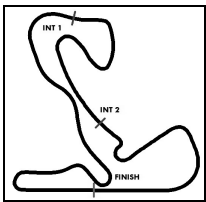
theoretical besttime: 1:48.314

1	2:07.409	1:03.109	166	30.311	188	33.989	217	169	18	1:48.829	47.792	175	28.544	189	32.493	221	236
2	1:53.769	49.950	167	29.797	188	34.022	215	231	19	1:50.370	48.922	175	28.866	189	32.582	220	235
3	1:55.336	51.480	168	29.992	188	33.864	215	229	20	1:48.790	<b>47.532</b>	<b>175</b>	28.634	189	32.624	221	235
4	1:55.125	51.479	167	29.743	189	33.903	215	230	21	1:50.415	49.046	174	28.756	189	32.613	221	235
5	1:54.717	50.121	169	30.287	188	34.309	217	231	22	1:48.866	47.861	175	28.567	189	32.438	221	234
6	1:54.193	50.064	169	29.931	188	34.198	214	231	23	1:49.301	48.050	175	28.651	189	32.600	221	235
7	1:54.996	50.535	164	30.046	188	34.415	213	227	24	1:49.422	48.187	174	28.727	189	32.508	221	235
8	1:54.995	50.677	166	30.275	188	34.043	215	229	25	1:49.375	47.989	173	28.915	189	32.471	222	235
9	1:55.985	51.030	163	30.420	188	34.535	214	231	26	1:48.890	47.932	174	28.640	190	32.318	221	235
10	1:56.486	51.761	163	30.381	188	34.344	215	229	27	1:49.899	48.168	174	29.131	187	32.600	222	236
11	1:55.286	50.931	166	30.131	188	34.224	214	224	28	1:49.446	48.078	172	28.853	190	32.515	223	237
12	1:55.783	50.962	164	30.221	188	34.600	215	225	29	1:49.548	47.996	174	28.813	190	32.739	219	235
13	2:03.391	50.384	163	30.206	189	42.801	59	230	30	1:49.744	48.216	173	28.810	189	32.718	223	234
14	3:22.412	2:21.425	173	28.582	189	32.405	221		31	1:51.326	48.170	173	29.347	187	33.809	217	237
15	<b>1:48.557</b>	47.615	175	<b>28.536</b>	189	32.406	221	236	32	1:50.054	48.733	174	28.817	190	32.504	220	234
16	1:48.565	47.558	174	28.761	189	<b>32.246</b>	<b>223</b>	235	33	1:49.359	48.076	173	28.791	189	32.492	221	234
17	1:49.035	47.657	175	28.726	188	32.652	221	<b>237</b>									

### 48 Trefz, DEU / Haber, AUS

theoretical besttime: 1:48.818

1	2:02.195	58.806	171	29.602	189	33.787	219	187	18	1:59.906	48.561	172	29.243	188	42.102	54	226
2	1:49.814	48.328	171	28.637	189	32.849	219	234	19	3:22.219	2:19.859	173	29.343	187	33.017	217	
3	1:49.859	48.165	172	28.631	<b>190</b>	33.063	220	234	20	1:50.361	48.209	174	29.186	188	32.966	217	232
4	1:50.036	48.526	169	28.853	190	32.657	218	235	21	1:50.253	48.316	174	29.022	187	32.915	218	232
5	1:49.858	48.723	173	<b>28.582</b>	187	32.553	220	233	22	1:50.359	48.428	175	29.019	188	32.912	218	233
6	<b>1:49.017</b>	<b>47.755</b>	174	28.681	189	32.581	219	234	23	1:50.072	48.331	174	29.053	188	32.688	217	232
7	1:50.229	48.004	167	29.322	187	32.903	219	235	24	1:50.069	48.276	175	29.130	189	32.663	221	231
8	1:49.431	47.929	174	28.910	186	32.592	218	235	25	1:49.667	48.164	175	28.982	190	32.521	219	233
9	1:49.102	47.816	174	28.738	187	32.548	219	234	26	1:50.014	48.102	176	29.065	188	32.847	218	234
10	1:49.366	47.922	171	28.895	188	32.549	220	234	27	1:50.956	48.358	175	30.044	187	32.554	220	233
11	1:49.394	47.881	175	28.810	189	32.703	219	235	28	1:49.659	48.251	175	28.927	189	<b>32.481</b>	<b>221</b>	234
12	1:49.245	47.809	174	28.843	189	32.593	218	235	29	1:50.046	48.147	174	29.214	188	32.685	221	235
13	1:50.128	48.116	174	29.093	188	32.919	220	234	30	1:50.469	48.443	171	29.280	188	32.746	220	235
14	1:49.710	47.973	175	28.883	188	32.854	<b>221</b>	<b>236</b>	31	1:50.232	48.457	174	29.139	189	32.636	221	234
15	1:50.539	48.375	174	29.249	189	32.915	217	234	32	1:50.431	48.429	175	29.195	187	32.807	221	235
16	1:50.264	48.415	174	28.978	188	32.871	219	233	33	1:50.744	48.435	174	29.072	188	33.237	200	235
17	1:50.051	47.926	175	29.141	190	32.984	217	235									



# ADAC GT4 Germany

## Sector List Race 1



Provisional

Circuit Zandvoort, Length: 4307m

Air temperature: 22.18°C

Track temperature: 25.73°C

Weather condition: Dry

Reg. Nr.: KNAF 0304.19.255

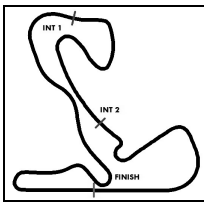
Saturday, August 10, 2019 11:55:00

Lap	Time	SE1	SP1	SE2	SP2	SE3	SP3	TSP	Lap	Time	SE1	SP1	SE2	SP2	SE3	SP3	TSP
<b>55 Danner, DEU / Laber, DEU</b>									<b>theoretical besttime: 1:50.468</b>								
1	2:08.397	1:04.182	165	30.212	181	34.003	217	169	14	1:52.103	48.952	171	29.601	179	33.550	213	233
2	1:52.868	49.349	166	29.714	179	33.805	216	<b>234</b>	15	2:01.353	48.734	173	29.542	189	43.077	49	231
3	1:51.287	49.218	170	<b>29.049</b>	188	33.020	217	231	16	3:33.810	2:29.702	168	29.928	189	34.180	214	
4	1:50.987	48.732	171	29.136	<b>191</b>	33.119	217	233	17	1:55.979	51.506	167	30.417	188	34.056	213	213
5	1:51.574	48.892	173	29.069	190	33.613	217	230	18	1:55.154	51.555	167	29.723	190	33.876	216	218
6	<b>1:50.854</b>	48.764	172	29.212	190	<b>32.878</b>	215	229	19	1:54.344	50.536	170	29.837	189	33.971	216	211
7	1:50.865	48.591	174	29.174	189	33.100	216	232	20	1:54.311	50.694	170	29.777	190	33.840	214	231
8	1:50.942	<b>48.541</b>	174	29.264	189	33.137	217	232	21	1:54.549	51.272	171	29.541	191	33.736	216	223
9	1:52.239	49.670	174	29.315	189	33.254	<b>218</b>	214	22	1:52.977	49.551	174	29.748	190	33.678	217	231
10	1:51.655	49.229	171	29.203	190	33.223	216	234	23	1:54.026	50.122	174	29.832	188	34.072	215	230
11	1:51.500	48.939	173	29.380	190	33.181	218	233	24	1:53.955	50.436	171	29.728	190	33.791	215	229
12	1:51.370	49.070	174	29.290	190	33.010	217	234	25	2:09.660	50.500	172	29.912	190	49.248	40	228
13	1:51.703	48.829	<b>175</b>	29.497	188	33.377	217	234									

Lap	Time	SE1	SP1	SE2	SP2	SE3	SP3	TSP	Lap	Time	SE1	SP1	SE2	SP2	SE3	SP3	TSP
<b>59 Martin-Dye, GBR / Krebs, DNK</b>									<b>theoretical besttime: 1:49.582</b>								
1	2:04.476	1:00.935	175	29.437	189	34.104	216	188	18	1:59.419	48.616	173	29.488	190	41.315	54	233
2	1:51.207	49.073	172	29.043	189	33.091	218	213	19	3:25.099	2:22.256	173	29.319	188	33.524	217	
3	<b>1:49.624</b>	<b>48.069</b>	173	28.818	<b>191</b>	<b>32.737</b>	220	235	20	1:51.714	49.161	173	29.319	187	33.234	218	232
4	1:50.382	48.631	174	<b>28.776</b>	191	32.975	219	<b>237</b>	21	1:51.424	48.729	174	29.553	189	33.142	217	233
5	1:50.277	48.351	172	29.020	190	32.906	220	235	22	1:52.480	49.123	172	29.600	186	33.757	217	233
6	1:50.834	48.535	174	29.245	190	33.054	220	235	23	1:51.393	49.005	173	29.459	189	32.929	218	233
7	1:51.540	49.094	174	29.223	187	33.223	220	234	24	1:51.880	49.009	170	29.540	188	33.331	217	234
8	1:52.172	49.682	173	29.285	189	33.205	218	226	25	1:51.405	49.043	174	29.250	189	33.112	218	233
9	1:51.149	48.744	170	29.272	188	33.133	217	235	26	1:51.697	49.034	171	29.490	188	33.173	217	234
10	1:50.425	48.364	172	29.056	189	33.005	217	233	27	1:51.970	49.119	174	29.607	189	33.244	217	234
11	1:50.506	48.258	173	29.223	189	33.025	219	234	28	1:51.918	49.072	172	29.516	189	33.330	219	234
12	1:50.762	48.448	171	29.241	188	33.073	219	235	29	1:51.636	48.859	175	29.365	189	33.412	217	235
13	1:50.581	48.231	173	29.374	188	32.976	218	236	30	1:51.691	48.919	171	29.507	188	33.265	217	234
14	1:51.009	48.637	172	29.209	189	33.163	217	235	31	1:52.302	49.558	174	29.618	189	33.126	218	234
15	1:51.200	48.541	172	29.637	189	33.022	<b>221</b>	234	32	1:51.468	48.936	173	29.414	190	33.118	218	235
16	1:50.909	48.358	173	29.452	189	33.099	220	236	33	1:51.390	48.821	173	29.526	189	33.043	218	236
17	1:51.182	48.505	172	29.323	188	33.354	217	235									

Lap	Time	SE1	SP1	SE2	SP2	SE3	SP3	TSP	Lap	Time	SE1	SP1	SE2	SP2	SE3	SP3	TSP
<b>66 Dziwok, POL / Leib, DEU</b>									<b>theoretical besttime: 1:51.397</b>								
1	2:08.240	1:03.941	166	30.239	187	34.060	215	184	17	1:52.569	49.396	174	29.476	187	33.697	218	<b>232</b>
2	1:53.995	50.159	169	29.563	187	34.273	216	226	18	<b>1:51.794</b>	<b>48.896</b>	<b>173</b>	<b>29.287</b>	<b>187</b>	33.611	217	231
3	1:54.764	51.148	162	29.874	188	33.742	217	228	19	1:53.401	50.224	169	29.764	187	33.413	217	232
4	1:53.219	50.026	167	29.387	188	33.806	215	230	20	1:52.297	49.379	171	29.459	187	33.459	217	230
5	1:52.713	49.633	168	29.424	187	33.656	217	229	21	1:52.384	49.170	173	29.498	186	33.716	217	231
6	1:52.747	49.247	169	29.584	187	33.916	216	227	22	1:52.693	49.674	173	29.516	188	33.503	218	231
7	1:52.707	49.283	170	29.538	187	33.886	215	229	23	1:52.400	49.319	173	29.601	189	33.480	218	228
8	1:53.189	49.908	169	29.755	188	33.526	217	224	24	1:52.119	49.379	171	29.410	189	33.330	220	231
9	1:52.907	49.851	170	29.612	187	33.444	217	227	25	1:55.244	49.964	164	30.439	187	34.841	210	225
10	1:53.224	49.662	169	29.926	187	33.636	213	227	26	1:54.760	50.873	172	30.076	182	33.811	220	217
11	1:53.287	49.721	168	29.774	187	33.792	214	229	27	1:53.413	49.229	173	30.036	163	34.148	219	231
12	1:53.278	49.827	168	29.768	187	33.683	215	225	28	1:53.471	49.758	171	29.886	187	33.827	217	230
13	1:52.485	49.554	170	29.597	188	33.334	217	225	29	1:53.055	49.553	171	29.617	187	33.885	218	225
14	1:52.449	49.732	170	29.503	188	<b>33.214</b>	216	230	30	1:54.313	50.610	170	29.869	187	33.834	219	224
15	2:03.461	50.690	169	29.726	187	43.045	50	228	31	1:52.169	49.116	173	29.597	188	33.456	219	231
16	3:27.332	2:23.603	171	29.799	187	33.930	217		32	1:54.063	50.436	172	29.662	188	33.965	217	219

Lap	Time	SE1	SP1	SE2	SP2	SE3	SP3	TSP	Lap	Time	SE1	SP1	SE2	SP2	SE3	SP3	TSP
<b>69 Dörr, DEU / Trebing, USA</b>									<b>theoretical besttime: 1:49.650</b>								
1	2:03.224	59.954	<b>176</b>	29.658	185	33.612	219	172	18	1:50.958	48.489	174	29.409	192	33.060	218	236
2	1:50.673	48.638	175	29.049	190	32.986	219	223	19	1:51.005	48.658	173	29.165	192	33.182	217	234
3	<b>1:49.650</b>	<b>48.095</b>	176	<b>28.913</b>	192	<b>32.642</b>	219	235	20	1:51.449	48.587	176	29.374	191	33.488	219	233
4	1:50.148	48.212	176	29.025	191	32.911	219	236	21	1:52.206	49.038	170	29.419	191	33.749	217	234
5	1:50.676	48.737	173	29.075	190	32.864	218	235	22	1:52.456	49.618	170	29.630	192	33.208	220	232
6	1:51.176	48.335	175	29.086	190	33.755	219	236	23	1:50.667	48.604	173	29.111	191	32.952	221	234
7	1:50.320	48.452	175	29.105	191	32.763	218	235	24	1:51.243	48.580	174	29.512	190	33.151	219	<b>237</b>
8	1:50.409	48.481	174	29.217	190	32.711	218	235	25	1:51.702	48.493	170	29.850	192	33.359	220	236
9	1:50.639	48.450	174	29.162	190	33.027	219	234	26	1:51.439	48.612	174	29.664	191	33.163	221	236
10	1:50.520	48.412	175	29.156	190	32.952	218	234	27	1:51.271	48.653	175	29.342	192	33.276	217	236



# ADAC GT4 Germany

## Sector List Race 1



Provisional

Circuit Zandvoort, Length: 4307m

Air temperature: 22.18°C

Track temperature: 25.73°C

Weather condition: Dry

Reg. Nr.: KNAF 0304.19.255

Saturday, August 10, 2019 11:55:00

Lap	Time	SE1	SP1	SE2	SP2	SE3	SP3	TSP	Lap	Time	SE1	SP1	SE2	SP2	SE3	SP3	TSP
11	1:50.780	48.593	174	29.200	190	32.987	219	235	28	1:52.007	49.189	171	29.569	190	33.249	221	234
12	1:50.853	48.656	173	29.307	188	32.890	219	235	29	2:01.850	48.932	173	29.623	190	43.295	46	236
13	1:50.943	48.671	173	29.397	188	32.875	220	235	30	2:05.829	1:03.092	172	29.442	190	33.295	220	
14	1:51.018	48.610	174	29.422	188	32.986	219	235	31	1:51.987	48.710	174	29.524	190	33.753	217	236
15	1:51.141	48.728	174	29.368	189	33.045	220	235	32	1:52.925	50.041	168	29.525	189	33.359	219	235
16	1:58.462	48.533	175	29.535	189	40.394	58	236	33	1:52.068	48.964	169	29.539	191	33.565	195	234
17	3:23.314	2:19.671	170	30.614	191	33.029	220										

### 94 Valente, CHE / von der Laden, DEU

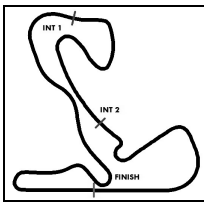
theoretical besttime: 1:49.148

1	1:59.777	57.909	175	28.820	191	33.048	221	201	18	1:59.508	48.636	177	29.006	192	41.866	56	217
2	1:49.779	48.257	175	28.784	192	32.738	222	233	19	3:35.319	2:32.861	175	29.356	191	33.102	221	
3	1:49.373	47.984	176	28.795	193	32.594	221	240	20	1:50.465	48.318	173	29.100	191	33.047	221	236
4	<b>1:49.302</b>	48.034	176	<b>28.706</b>	194	<b>32.562</b>	221	238	21	1:51.173	48.520	172	29.435	193	33.218	221	237
5	1:49.719	48.035	174	28.836	194	32.848	221	237	22	1:50.735	48.510	168	29.442	192	32.783	221	237
6	1:50.081	48.303	176	29.122	194	32.656	222	236	23	1:50.803	48.698	171	29.029	193	33.076	222	237
7	1:49.396	47.995	173	28.832	193	32.569	221	240	24	1:51.471	49.001	174	29.393	194	33.077	221	236
8	1:49.660	48.186	176	28.799	194	32.675	221	238	25	1:52.078	48.755	174	29.447	192	33.876	221	239
9	1:50.052	48.164	175	29.129	193	32.759	223	238	26	1:50.775	48.426	172	29.344	192	33.005	223	237
10	1:49.530	<b>47.880</b>	175	28.810	193	32.840	221	240	27	1:50.962	48.563	174	29.299	191	33.100	222	236
11	1:49.530	48.103	176	28.833	194	32.594	224	233	28	1:50.820	48.616	174	29.087	191	33.117	225	238
12	1:50.132	48.197	176	29.150	<b>194</b>	32.785	223	241	29	1:51.372	48.884	173	29.426	193	33.062	225	237
13	1:49.864	48.201	176	28.861	194	32.802	222	238	30	1:52.073	49.130	173	29.208	193	33.735	223	<b>242</b>
14	1:50.268	48.222	175	29.122	193	32.924	221	238	31	1:51.195	48.643	175	29.459	192	33.093	221	239
15	1:50.306	48.392	175	29.043	193	32.871	222	236	32	1:51.441	48.787	174	29.551	191	33.103	221	234
16	1:50.316	48.277	176	29.148	193	32.891	222	237	33	1:51.292	48.649	173	29.428	193	33.215	213	235
17	1:50.711	48.431	176	29.166	194	33.114	223	238									

### 99 Owega, DEU / Owega, DEU

theoretical besttime: 1:48.620

1	1:59.019	56.680	174	29.142	186	33.197	218	197	18	1:49.080	<b>47.692</b>	<b>176</b>	28.862	189	32.526	219	235
2	1:49.972	47.778	173	29.233	<b>191</b>	32.961	221	234	19	1:49.046	47.901	175	28.793	190	32.352	221	234
3	1:49.027	47.741	175	28.720	189	32.566	217	235	20	1:48.827	47.822	175	28.669	190	32.336	220	235
4	1:48.963	47.694	176	<b>28.666</b>	191	32.603	219	233	21	1:48.980	47.805	176	28.769	189	32.406	220	234
5	1:50.124	48.498	174	28.761	190	32.865	220	234	22	1:48.925	47.742	176	28.776	190	32.407	221	234
6	1:49.456	47.948	175	28.932	190	32.576	221	235	23	1:49.200	47.812	175	28.758	190	32.630	219	235
7	1:49.975	48.270	173	28.838	190	32.867	218	236	24	1:50.282	48.622	173	28.904	189	32.756	219	234
8	1:49.732	47.902	175	29.139	188	32.691	218	234	25	1:49.325	47.818	176	28.881	190	32.626	219	234
9	1:49.922	48.222	173	29.120	190	32.580	220	235	26	1:49.548	48.030	174	28.960	189	32.558	219	234
10	1:49.725	47.996	173	28.941	190	32.788	220	235	27	1:49.565	48.165	174	29.016	189	32.384	221	235
11	1:49.793	47.992	173	29.021	190	32.780	220	235	28	1:49.866	47.892	175	29.058	189	32.916	219	236
12	1:49.866	48.098	175	29.052	189	32.716	219	236	29	1:49.708	48.072	176	29.083	189	32.553	220	234
13	1:49.508	47.828	174	28.955	189	32.725	219	234	30	1:50.937	49.119	167	29.230	189	32.588	221	235
14	1:55.856	47.899	175	28.990	189	38.967	59	235	31	1:49.869	48.067	175	29.081	188	32.721	219	<b>236</b>
15	3:20.285	2:19.000	173	28.954	188	32.331	221		32	1:49.243	47.943	176	28.841	190	32.459	220	234
16	<b>1:48.782</b>	47.792	174	28.728	190	<b>32.262</b>	221	235	33	1:50.592	48.192	175	29.263	190	33.137	217	235
17	1:49.186	47.788	174	29.034	189	32.364	221	235									



# ADAC GT4 Germany

## Top speed list Race 1

Provisional

Reg. Nr.: KNAF 0304.19.255

Saturday, August 10, 2019 11:55:00



Circuit Zandvoort, Length: 4307m

Air temperature: 22.18°C

Track temperature: 25.73°C

Weather condition: Dry

#	Name (NAT)	Team	Car name	Speed	Lap	Race time
94	Felix von der Laden (DEU)	Team GT	McLaren 570s GT4	242.15	30	55:26.077
17	Hendrik Still (DEU)	KÜS TEAM75 Bernhard (DEU)	Porsche Cayman GT4	241.07	17	32:20.414
15	Thomas Tekaat (DEU)	MRS Besagroup Racing	BMW M4 GT4	241.07	30	56:32.161
3	Michael Fischer (AUT)	Hofer Racing by Bonk Motorsport	BMW M4 GT4	240.00	3	3:53.347
2	Thomas Jäger (AUT)	Hofer Racing by Bonk Motorsport	BMW M4 GT4	240.00	18	32:52.881
21	Constantin Schöll (AUT)	Team Allied-Racing (DEU)	Porsche Cayman GT4	239.46	3	3:59.916
7	Gabriele Piana (ITA)	RN Vision STS (DEU)	BMW M4 GT4	239.46	26	47:18.140
14	Georg Braun (DEU)	MRS Besagroup Racing	BMW M4 GT4	238.93	30	56:16.199
6	Markus Lungstrass (DEU)	Racing One (DEU)	Audi R8 LMS GT4	237.88	3	3:52.642
33	Michael Benyahia (MAR)	Team GT	McLaren 570s GT4	237.88	5	7:36.915
69	Dennis Trebing (USA)	Dörr Motorsport	McLaren 570s GT4	237.88	24	44:25.549
59	Fred Martin-Dye (GBR)	Dörr Motorsport	McLaren 570s GT4	237.36	4	5:48.171
36	Manuel Lauck (DEU)	Schütz Motorsport (DEU)	Mercedes-AMG GT4	237.36	17	32:19.854
99	Jusuf Owega (DEU)	GetSpeed Performance	Mercedes-AMG GT4	236.84	31	56:35.346
48	Luca-Sandro Trefz (DEU)	Leipert Motorsport	Mercedes-AMG GT4	236.32	14	24:00.547
5	Nico Rindlisbacher (CHE)	Racing One (DEU)	Audi R8 LMS GT4	235.80	3	3:55.630
18	David Griessner (AUT)	PROpeak Performance	Aston Martin Vantage AMR GT4	235.80	4	5:40.086
11	Jan Philipp Springob (DEU)	Bremotion	Mercedes-AMG GT4	235.80	26	48:36.570
55	Christian Danner (DEU)	Team GT	McLaren 570s GT4	234.78	2	2:11.290
66	Fidel Leib (DEU)	HP Racing International (DEU)	Porsche Cayman GT4	232.25	17	32:12.904
19	Jörg Viebahn (DEU)	PROpeak Performance	Aston Martin Vantage AMR GT4	230.76	3	3:54.568
24	Mads Sijehaug (NOR)	Felbermayr Reiter (DEU)	KTM X-Bow GT4	229.29	2	2:01.294
23	Reinhard Kofler (AUT)	True Racing	KTM X-Bow GT4	227.84	32	58:39.870