

ADAC TCR Germany

Result List Qualifying 2



Provisional

Reg. Nr.: KNAF 0304.19.255

Amended
10.8.2019 - 13:56

Circuit Zandvoort, Length: 4307m

Air temperature: 18.5°C

Track temperature: 18.06°C

Weather condition: Wet

Saturday, August 10, 2019 10:10:00

started : 11 classified : 11 not classified : 0

Nr.	Drivers	Team	Lap	Best Time	Gap	Diff	Kph	Day Time
Cl.	Car	Competitor						
1	88 D.Fugel(DEU) Honda Civic FK7 TCR	Profi-Car Team Honda ADAC Sachsen ADAC Sachsen e.V.	3	1:58.960			130.3	10:18:04
2	6 B.Burns(GBR) Honda Civic FK7 TCR	Team Pyro Motorsport Bradley Burns	4	1:58.996	0.036	0.036	130.3	10:18:11
3	1 H.Proczyk(AUT) Hyundai i30 N TCR	HP Racing International(DEU) HP Racing International	2	1:59.453	0.493	0.457	129.8	10:14:57
4	7 M.Halder(DEU) Honda Civic FK7 TCR	Profi-Car Team Honda ADAC Sachsen ADAC Sachsen e.V.	4	1:59.804	0.844	0.351	129.4	10:19:14
5	13 A.Buri(FIN) Audi RS 3 LMS SEQ	LMS Racing(FIN) AS Motorsport	5	1:59.848	0.888	0.044	129.3	10:20:45
6	27 T.Coicaud(FRA) Hyundai i30 N TCR	Hyundai Team Engstler Hyundai Team Engstler	2	2:00.790	1.830	0.942	128.3	10:14:11
7	19 M.Hesse(DEU) Hyundai i30 N TCR	Hyundai Team Engstler Hyundai Team Engstler	5	2:00.976	2.016	0.186	128.1	10:20:39
8	8 R.Kircher(DEU) Honda Audi RS 3 LMS SEQ	Hella Pagid - Racing One Racing One	5	2:01.111	2.151	0.135	128.0	10:20:28
9	103 L.Arnold(DEU) G Hyundai i30 N TCR	Hyundai Team Engstler 2(DEU) Hyundai Team Engstler	5	2:01.149	2.189	0.038	127.9	10:20:25
10	53 M.Halder(DEU) Honda Civic FK7 TCR	Profi-Car Team Halder(DEU) Profi-Car Team Halder	5	2:01.887	2.927	0.738	127.2	10:20:51
11	29 M.Cheah Min Jie(MYS) Honda VW Golf GTI TCR SEQ	VW Team Oettinger VW Team Oettinger	3	2:02.569	3.609	0.682	126.5	10:19:31
Disqualified								
22	J.Apotheloz(CHE) Honda Cupra TCR SEQ	TOPCAR Sport(CHE) TOPCAR Sport						

Classification limit: 110% Time: 2:10.856

Following stewards decision no. 53 disqualification from Q2 for car no. 22

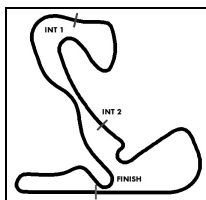
Subject to final scrutineering!

Publication time:	Clerk of the Course: Bobbe Veldkamp	Timekeeper: Steffen Ruhl
-------------------	-------------------------------------	--------------------------

ver: 1.1

www.adac.de/motorsport

Page 1/ 1 printed: 10.8.2019 13:56



ADAC TCR Germany

Class Result List Qualifying 2



Provisional

Reg. Nr.: KNAF 0304.19.255

Saturday, August 10, 2019 10:10:00

Circuit Zandvoort, Length: 4307m

Air temperature: 18.5°C

Track temperature: 18.06°C

Weather condition: Wet

started : 12 classified : 12 not classified : 0

Nr.	Drivers	Team	Lap	Best Time	Gap	Diff	Kph	Day Time
	Car	Competitor						

CLASS: Honda JC

Started: 5

Classified: 5

Not Classified: 0

1	6	B.Burns(GBR) Honda Civic FK7 TCR	Team Pyro Motorsport Bradley Burns	4	1:58.996			130.3	10:18:11
2	22	J.Apotheloz(CHE) Cupra TCR SEQ	TOPCAR Sport(CHE) TOPCAR Sport	5	2:00.869	1.873	1.873	128.2	10:20:55
3	8	R.Kircher(DEU) Audi RS 3 LMS SEQ	Hella Pagid - Racing One Racing One	5	2:01.111	2.115	0.242	128.0	10:20:28
4	53	M.Halder(DEU) Honda Civic FK7 TCR	Profi-Car Team Halder(DEU) Profi-Car Team Halder	5	2:01.887	2.891	0.776	127.2	10:20:51
5	29	M.Cheah Min Jie(MYS) VW Golf GTI TCR SEQ	VW Team Oettinger VW Team Oettinger	3	2:02.569	3.573	0.682	126.5	10:19:31

Classification limit: 110% Time: 2:10.895

CLASS: Guest

Started: 1

Classified: 1

Not Classified: 0

1	103	L.Arnold(DEU) Hyundai i30 N TCR	Hyundai Team Engstler 2(DEU) Hyundai Team Engstler	5	2:01.149			127.9	10:20:25
---	-----	---	--	---	-----------------	--	--	-------	----------

Classification limit: 110% Time: 2:13.263

Subject to final scrutineering!

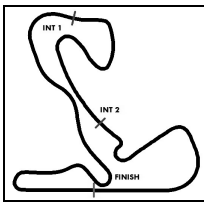
Publication time:	Clerk of the Course: Bobbe Veldkamp	Timekeeper: Steffen Ruhl
-------------------	-------------------------------------	--------------------------

ver: 1.0

www.adac.de/motorsport

Page 1/ 1 printed: 10.8.2019 10:22





ADAC TCR Germany

Sector List Qualifying 2



Provisional

Reg. Nr.: KNAF 0304.19.255

Saturday, August 10, 2019 10:10:00

Circuit Zandvoort, Length: 4307m

Air temperature: 18.5°C

Track temperature: 18.06°C

Weather condition: Wet

Lap	Time	SE1	SP1	SE2	SP2	SE3	SP3	TSP	Lap	Time	SE1	SP1	SE2	SP2	SE3	SP3	TSP
1	Proczyk, AUT								theoretical besttime: 1:59.332								
1	2:57.708	1:45.378	154	33.778	161	38.552	208		4	2:04.999	51.985	163	31.933	178	41.081	210	205
2	1:59.453	52.106	163	31.468	170	35.879	207	198	5	2:04.628	52.583	162	32.057	162	39.988	163	220
3	2:04.579	54.746	140	33.640	163	36.193	208	213									

6	Burns, GBR								theoretical besttime: 1:58.994								
1	2:11.507	1:03.599	159	31.783	171	36.125	207		4	1:58.996	51.931	163	31.115	169	35.950	206	193
2	2:00.901	53.069	159	31.478	167	36.354	208	197	5	1:59.142	51.997	163	31.113	167	36.032	208	195
3	1:59.386	52.141	162	31.199	165	36.046	207	201									

7	Halder, DEU								theoretical besttime: 1:59.804								
1	3:09.136	1:58.874	156	31.620	173	38.642	205		4	1:59.804	52.341	163	31.411	173	36.052	207	198
2	1:59.960	52.443	163	31.462	175	36.055	203	194	5	2:00.117	52.388	163	31.639	176	36.090	207	207
3	2:05.454	55.605	144	33.409	151	36.440	207	192									

8	Kircher, DEU								theoretical besttime: 2:01.056								
1	2:21.445	1:07.146	154	33.815	156	40.484	208		4	2:01.644	53.342	160	31.803	171	36.499	207	193
2	2:01.864	53.325	161	31.875	170	36.664	206	195	5	2:01.111	52.910	159	31.647	171	36.554	208	202
3	2:01.834	53.090	163	31.746	168	36.998	207	205									

13	Buri, FIN								theoretical besttime: 1:59.777								
1	2:30.219	1:11.730	136	33.978	140	44.511	210		4	2:13.959	1:00.182	123	36.902	157	36.875	208	170
2	2:00.158	52.209	160	31.496	167	36.453	208	203	5	1:59.848	52.280	164	31.433	176	36.135	209	201
3	2:00.397	52.419	161	31.677	173	36.301	209	203									

19	Hesse, DEU								theoretical besttime: 2:00.655								
1	2:17.439	1:02.154	147	35.389	138	39.896	207		4	2:03.118	52.397	162	32.207	125	38.514	205	207
2	2:00.988	52.410	158	32.041	168	36.537	205	213	5	2:00.976	52.718	158	31.870	174	36.388	207	198
3	2:16.289	52.627	133	44.992	90	38.670	207	205									

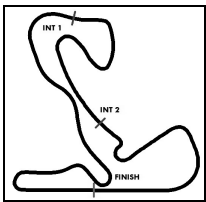
22	Apotheloz, CHE								theoretical besttime: 2:00.837								
1	2:33.844	1:13.851	136	34.469	139	45.524	209		4	2:17.824	58.058	120	38.433	126	41.333	208	199
2	2:01.363	53.002	164	32.103	177	36.258	207	184	5	2:00.869	52.609	166	31.970	179	36.290	210	200
3	2:01.286	52.802	163	31.978	178	36.506	205	198									

27	Coicaud, FRA								theoretical besttime: 2:00.438								
1	2:10.023	1:01.136	155	32.191	172	36.696	206		4	2:07.098	52.995	159	36.801	147	37.302	207	196
2	2:00.790	52.922	161	31.593	174	36.275	205	189	5	2:01.941	52.599	160	31.564	178	37.778	134	207
3	2:13.524	57.983	132	38.343	136	37.198	207	206									

29	Cheah Min Jie, MYS								theoretical besttime: 2:01.968								
1	4:51.402	3:41.614	150	32.699	163	37.089	203		3	2:02.569	53.393	157	32.265	171	36.911	209	208
2	2:37.221	1:28.051	148	32.404	173	36.766	208	200	4	2:03.153	54.578	150	31.855	174	36.720	212	215

53	Halder, DEU								theoretical besttime: 2:01.796								
1	2:39.938	1:24.182	143	33.317	142	42.439	203		4	2:02.746	53.934	157	32.116	165	36.696	205	191
2	2:03.573	54.510	152	32.230	151	36.833	204	189	5	2:01.887	53.205	158	32.191	166	36.491	207	198
3	2:02.491	53.615	158	32.100	156	36.776	204	206									

88	Fugel, DEU								theoretical besttime: 1:58.877								
1	2:58.015	1:36.076	149	32.100	161	49.839	55		3	1:58.960	51.770	166	31.445	172	35.745	206	205
2	3:06.881	1:58.205	160	32.507	159	36.169	207		4	1:59.314	51.687	164	31.660	173	35.967	206	211



ADAC TCR Germany

Sector List Qualifying 2

Provisional

Reg. Nr.: KNAF 0304.19.255

Saturday, August 10, 2019 10:10:00



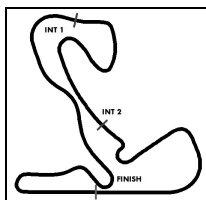
Circuit Zandvoort, Length: 4307m

Air temperature: 18.5°C

Track temperature: 18.06°C

Weather condition: Wet

Lap	Time	SE1	SP1	SE2	SP2	SE3	SP3	TSP	Lap	Time	SE1	SP1	SE2	SP2	SE3	SP3	TSP
103	Arnold, DEU								theoretical besttime: 2:01.044								
1	2:19.356	1:04.710	152	33.554	120	41.092	207		4	2:01.448	53.012	160	32.035	174	36.401	207	202
2	2:01.553	53.182	156	31.904	168	36.467	206	202	5	2:01.149	53.044	161	31.977	175	36.128	203	206
3	2:01.699	53.203	158	32.034	168	36.462	207	206									



ADAC TCR Germany

Top speed list Qualifying 2

Provisional

Reg. Nr.: KNAF 0304.19.255

Saturday, August 10, 2019 10:10:00



Circuit Zandvoort, Length: 4307m

Air temperature: 18.5°C

Track temperature: 18.06°C

Weather condition: Wet

#	Name (NAT)	Team	Car name	Speed	Lap	Race time
1	Harald Proczyk (AUT)	HP Racing International (DEU)	Hyundai i30 N TCR	220.85	5	9:09.763
29	Mitchell Cheah Min Jie (MYS)	VW Team Oettinger	VW Golf GTI TCR SEQ	215.56	4	9:34.237
19	Max Hesse (DEU)	Hyundai Team Engstler	Hyundai i30 N TCR	213.01	2	2:20.509
88	Dominik Fugel (DEU)	Profi-Car Team Honda ADAC Sachsen	Honda Civic FK7 TCR	211.76	4	8:06.949
27	Theo Coicaud (FRA)	Hyundai Team Engstler	Hyundai i30 N TCR	207.69	5	8:34.535
7	Mike Halder (DEU)	Profi-Car Team Honda ADAC Sachsen	Honda Civic FK7 TCR	207.29	5	9:17.444
53	Michelle Halder (DEU)	Profi-Car Team Halder (DEU)	Honda Civic FK7 TCR	206.89	3	4:46.636
103	Lance David Arnold (DEU)	Hyundai Team Engstler 2 (DEU)	Hyundai i30 N TCR	206.50	5	8:27.142
8	Rene Kircher (DEU)	Hella Pagid - Racing One	Audi RS 3 LMS SEQ	205.71	3	4:26.419
13	Antti Buri (FIN)	LMS Racing (FIN)	Audi RS 3 LMS SEQ	203.77	2	2:33.314
6	Bradley Burns (GBR)	Team Pyro Motorsport	Honda Civic FK7 TCR	201.49	3	4:15.519
22	Julien Apotheloz (CHE)	TOPCAR Sport (CHE)	Cupra TCR SEQ	200.74	5	8:57.411