



ADAC TCR Germany



Result List Qualifying 1

Provisional

Circuit Zandvoort, Length: 4307m

Air temperature: 18.04°C

Track temperature: 18.09°C

Weather condition: Wet

Reg. Nr.: KNAF 0304.19.255

Saturday, August 10, 2019 9:40:00

started : 16 classified : 16 not classified : 0

Nr.	Drivers	Team	Lap	Best Time	Gap	Diff	Kph	Day Time
Cl.	Car	Competitor						
1	7 M.Halder(DEU) Honda Civic FK7 TCR	Profi-Car Team Honda ADAC Sachsen ADAC Sachsen e.V.	9	1:58.697			130.6	10:05:23
2	19 M.Hesse(DEU) Hyundai i30 N TCR	Hyundai Team Engstler Hyundai Team Engstler	6	1:58.767	0.070	0.070	130.5	9:55:53
3	6 B.Burns(GBR) Honda Civic FK7 TCR	Team Pyro Motorsport Bradley Burns	3	1:58.931	0.234	0.164	130.3	9:46:15
4	88 D.Fugel(DEU) Honda Civic FK7 TCR	Profi-Car Team Honda ADAC Sachsen ADAC Sachsen e.V.	2	1:59.056	0.359	0.125	130.2	9:44:52
5	13 A.Buri(FIN) Audi RS 3 LMS SEQ	LMS Racing(FIN) AS Motorsport	2	1:59.467	0.770	0.411	129.7	9:44:26
6	1 H.Proczyk(AUT) Hyundai i30 N TCR	HP Racing International(DEU) HP Racing International	7	1:59.595	0.898	0.128	129.6	9:57:30
7	103 L.Arnold(DEU) G Hyundai i30 N TCR	Hyundai Team Engstler 2(DEU) Hyundai Team Engstler	8	1:59.741	1.044	0.146	129.4	9:58:57
8	27 T.Coicaud(FRA) Hyundai i30 N TCR	Hyundai Team Engstler Hyundai Team Engstler	5	1:59.770	1.073	0.029	129.4	9:52:11
9	29 M.Cheah Min Jie(MYS) Honda VW Golf GTI TCR SEQ	VW Team Oettinger VW Team Oettinger	5	2:00.000	1.303	0.230	129.2	9:54:13
10	8 R.Kircher(DEU) Honda Audi RS 3 LMS SEQ	Hella Pagid - Racing One Racing One	7	2:00.192	1.495	0.192	129.0	9:57:02
11	53 M.Halder(DEU) Honda Civic FK7 TCR	Profi-Car Team Halder(DEU) Profi-Car Team Halder	8	2:00.513	1.816	0.321	128.6	9:58:48
12	22 J.Apotheloz(CHE) Honda Cupra TCR SEQ	TOPCAR Sport(CHE) TOPCAR Sport	8	2:00.773	2.076	0.260	128.3	9:58:43
13	98 J.Seyffert(DEU) Honda Lada Vesta TCR	Lubner Motorsport(DEU) Lubner Motorsport	8	2:01.008	2.311	0.235	128.1	10:00:26
14	42 L.Niedertscheider(AUT) Hyundai i30 N TCR	HP Racing International(DEU) HP Racing International	2	2:01.453	2.756	0.445	127.6	9:44:40
15	99 M.Sandberg(NLD) VW Golf GTI TCR SEQ	VW Team Oettinger VW Team Oettinger	7	2:01.468	2.771	0.015	127.6	9:58:17
16	23 S.Steibel(DEU) VW Golf GTI TCR SEQ	Steibel Motorsport(DEU) Sebastian Steibel	9	2:02.589	3.892	1.121	126.4	10:03:31

Classification limit: 110% Time: 2:10.566

Subject to final scrutineering!

Publication time:	Clerk of the Course: Bobbe Veldkamp	Timekeeper: Steffen Ruhl
-------------------	-------------------------------------	--------------------------

ver: 1.0

www.adac.de/motorsport

Page 1/ 1 printed: 10.8.2019 10:21





ADAC TCR Germany

Class Result List Qualifying 1



Provisional

Circuit Zandvoort, Length: 4307m

Air temperature: 18.04°C

Track temperature: 18.09°C

Weather condition: Wet

Reg. Nr.: KNAF 0304.19.255

Saturday, August 10, 2019 9:40:00

started : 16 classified : 16 not classified : 0

Nr.	Drivers	Team	Lap	Best Time	Gap	Diff	Kph	Day Time
	Car	Competitor						

CLASS: Guest

Started: 1 Classified: 1

Not Classified: 0

1	103	L.Arnold(DEU) Hyundai i30 N TCR	Hyundai Team Engstler 2(DEU) Hyundai Team Engstler	8	1:59.741		129.4	9:58:57
---	-----	---	---	---	----------	--	-------	---------

Classification limit: 110% Time: 2:11.715

CLASS: Honda JC

Started: 6 Classified: 6

Not Classified: 0

1	6	B.Burns(GBR) Honda Civic FK7 TCR	Team Pyro Motorsport Bradley Burns	3	1:58.931		130.3	9:46:15
2	29	M.Cheah Min Jie(MYS) VW Golf GTI TCR SEQ	VW Team Oettinger VW Team Oettinger	5	2:00.000	1.069	1.069	129.2
3	8	R.Kircher(DEU) Audi RS 3 LMS SEQ	Hella Pagid - Racing One Racing One	7	2:00.192	1.261	0.192	129.0
4	53	M.Halder(DEU) Honda Civic FK7 TCR	Profi-Car Team Halder(DEU) Profi-Car Team Halder	8	2:00.513	1.582	0.321	128.6
5	22	J.Apotheloz(CHE) Cupra TCR SEQ	TOPCAR Sport(CHE) TOPCAR Sport	8	2:00.773	1.842	0.260	128.3
6	98	J.Seyffert(DEU) Lada Vesta TCR	Lubner Motorsport(DEU) Lubner Motorsport	8	2:01.008	2.077	0.235	128.1

Classification limit: 110% Time: 2:10.824

Subject to final scrutineering!

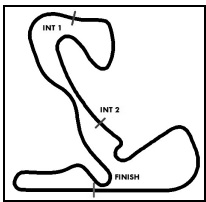
Publication time:	Clerk of the Course: Bobbe Veldkamp	Timekeeper: Steffen Ruhl
-------------------	-------------------------------------	--------------------------

ver: 1.0

www.adac.de/motorsport

Page 1/ 1 printed: 10.8.2019 10:21





ADAC TCR Germany

Sector List Qualifying 1



Provisional

Circuit Zandvoort, Length: 4307m

Air temperature: 18.04°C

Track temperature: 18.09°C

Weather condition: Wet

Reg. Nr.: KNAF 0304.19.255

Saturday, August 10, 2019 9:40:00

Lap	Time	SE1	SP1	SE2	SP2	SE3	SP3	TSP	Lap	Time	SE1	SP1	SE2	SP2	SE3	SP3	TSP
1 Proczyk, AUT									theoretical besttime: 1:59.595								
1	2:28.353	1:11.078	159	31.795	158	45.480	207		6	4:41.351	3:30.052	155	35.115	158	36.184	207	
2	2:03.155	52.666	157	31.887	161	38.602	210	192	7	1:59.595	52.231	163	31.499	179	35.865	208	205
3	2:03.700	53.133	159	32.266	149	38.301	208	200	8	2:06.200	53.332	156	34.639	151	38.229	205	209
4	2:00.728	52.604	161	31.690	177	36.434	207	203	9	2:07.642	55.575	137	34.103	158	37.964	202	209
5	2:12.639	53.199	162	31.974	168	47.466	46	201	10	2:24.031	58.407	143	35.053	127	50.571	43	162

6 Burns, GBR									theoretical besttime: 1:58.527								
1	2:16.381	1:07.670	149	32.463	156	36.248	211		5	2:12.087	52.499	157	31.311	172	48.277	42	203
2	1:58.945	52.400	163	30.954	176	35.591	210	195	6	7:15.132	5:53.709	165	34.108	96	47.315	58	
3	1:58.931	51.982	163	31.326	171	35.623	207	203	7	6:11.409	5:04.011	165	31.342	172	36.056	208	
4	1:59.071	52.049	164	31.200	176	35.822	209	204	8	1:59.429	52.165	164	31.114	171	36.150	207	198

7 Halder, DEU									theoretical besttime: 1:58.697								
1	2:24.018	1:12.050	153	32.477	157	39.491	209		6	2:00.114	52.427	161	31.449	176	36.238	206	201
2	1:59.627	52.712	162	31.256	176	35.659	209	203	7	2:15.799	55.912	141	32.976	144	46.911	58	196
3	1:59.853	52.594	165	31.303	169	35.956	208	203	8	8:43.917	7:34.822	159	31.241	171	37.854	210	
4	2:00.350	52.570	163	31.409	168	36.371	206	198	9	1:58.697	51.913	164	31.225	179	35.559	207	198
5	2:00.344	52.793	163	31.591	177	35.960	207	187									

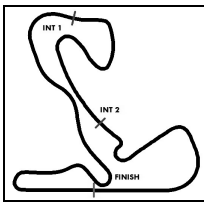
8 Kircher, DEU									theoretical besttime: 2:00.192								
1	2:31.249	1:19.648	144	32.376	166	39.225	210		7	2:00.192	52.430	164	31.599	175	36.163	210	210
2	2:02.308	53.790	159	32.116	166	36.402	210	192	8	2:02.983	54.356	153	32.138	175	36.489	207	213
3	2:03.052	54.520	158	31.939	168	36.593	208	183	9	2:01.050	52.855	162	31.698	178	36.497	194	210
4	2:02.628	53.387	159	32.280	168	36.961	208	203	10	2:10.675	59.634	139	34.154	135	36.887	210	157
5	2:12.368	53.556	157	32.574	172	46.238	51	209	11	2:21.422	57.357	105	34.627	171	49.438	43	219
6	4:09.713	2:59.986	116	33.295	140	36.432	210										

13 Buri, FIN									theoretical besttime: 1:59.352								
1	2:26.772	1:17.140	152	32.944	169	36.688	211		4	2:14.513	52.354	162	31.737	172	50.422	45	206
2	1:59.467	52.469	161	31.318	179	35.680	211	204	5	14:40.352	13:32.245	156	31.540	168	36.567	212	
3	2:05.216	56.661	151	32.233	161	36.322	210	208	6	2:15.590	52.529	159	31.624	173	51.437	35	196

19 Hesse, DEU									theoretical besttime: 1:58.504								
1	2:46.620	1:27.545	135	33.815	139	45.260	209		5	4:50.170	3:41.795	147	32.803	174	35.572	209	
2	2:00.803	52.926	157	31.673	172	36.204	208	210	6	1:58.767	51.577	165	31.355	177	35.835	207	219
3	2:00.995	52.680	161	31.894	175	36.421	209	203	7	2:26.294	1:00.632	136	34.946	152	50.716	56	197
4	2:15.528	56.731	127	34.163	167	44.634	58	208	8	6:42.281	5:30.378	137	32.396	165	39.507	210	

22 Apotheloz, CHE									theoretical besttime: 2:00.346								
1	2:17.448	1:07.294	159	32.512	155	37.642	211		7	4:04.204	2:56.598	165	31.625	174	35.981	211	
2	2:01.132	52.838	160	31.859	159	36.435	210	198	8	2:00.773	52.740	164	31.773	167	36.260	209	204
3	2:01.003	52.948	164	31.930	170	36.125	207	202	9	2:01.320	52.934	163	31.994	177	36.392	207	203
4	2:01.884	53.002	162	32.087	167	36.795	207	196	10	2:01.914	52.986	162	32.169	174	36.759	207	205
5	2:03.794	53.197	160	33.982	154	36.615	210	188	11	2:13.351	53.188	163	32.458	172	47.705	56	202
6	2:12.396	53.578	164	32.052	170	46.766	54	194									

23 Steibel, DEU									theoretical besttime: 2:01.869								
1	3:32.288	2:13.785	119	36.967	130	41.536	200		6	2:03.049	54.268	156	32.029	167	36.752	205	206
2	2:12.254	59.123	147	34.024	146	39.107	204	186	7	2:02.834	54.171	153	32.063	176	36.600	205	208
3	2:21.238	58.232	151	33.531	147	49.475	48	180	8	2:02.821	53.764	160	32.074	169	36.983	205	212
4	5:11.267	4:01.454	145	32.730	154	37.083	204		9	2:02.589	53.399	155	32.206	174	36.984	205	208
5	2:02.676	54.206	158	31.966	165	36.504	206	193	10	2:04.279	54.438	154	32.125	172	37.716	202	203



ADAC TCR Germany



Sector List Qualifying 1

Provisional

Circuit Zandvoort, Length: 4307m

Air temperature: 18.04°C

Track temperature: 18.09°C

Weather condition: Wet

Reg. Nr.: KNAF 0304.19.255

Saturday, August 10, 2019 9:40:00

Lap	Time	SE1	SP1	SE2	SP2	SE3	SP3	TSP	Lap	Time	SE1	SP1	SE2	SP2	SE3	SP3	TSP
27	Coicaud, FRA								theoretical besttime: 1:59.712								
1	2:36.786	1:22.058	143	33.577	162	41.151	206		4	3:21.198	2:13.757	160	31.325	175	36.116	207	
2	2:01.519	52.943	159	31.962	172	36.614	207	199	5	1:59.770	52.350	160	31.383	177	36.037	207	201
3	2:11.147	53.043	158	31.752	176	46.352	53	197	6	2:09.353	52.550	162	31.457	181	45.346	54	200

29	Cheah Min Jie, MYS								theoretical besttime: 1:59.872								
1	2:18.422	1:06.536	154	34.481	161	37.405	210		7	2:00.511	52.275	162	31.533	179	36.703	209	220
2	2:02.116	53.708	160	31.957	171	36.451	212	207	8	2:10.295	53.802	120	38.640	132	37.853	207	201
3	2:26.903	1:08.309	146	32.137	155	46.457	59	217	9	2:00.955	52.642	161	31.820	177	36.493	210	216
4	5:25.158	4:13.530	127	35.312	146	36.316	210		10	2:01.553	52.841	163	31.894	177	36.818	210	205
5	2:00.000	52.403	165	31.474	175	36.123	210	216	11	2:19.116	53.380	161	32.667	129	53.069	38	201
6	2:00.609	52.659	164	31.572	175	36.378	210	220									

42	Niedertscheider, AUT								theoretical besttime: 2:01.376								
1	2:38.064	1:23.071	125	35.174	131	39.819	210		7	4:50.373	3:38.904	138	32.725	157	38.744	203	
2	2:01.453	53.042	155	31.966	157	36.445	210	185	8	2:05.630	54.589	156	32.656	149	38.385	208	193
3	2:07.842	55.464	147	32.589	159	39.789	209	173	9	2:08.472	58.544	158	32.671	162	37.257	208	200
4	2:01.983	52.965	150	32.273	169	36.745	209	187	10	2:03.140	53.674	158	32.794	159	36.672	212	186
5	2:02.980	53.596	152	32.489	153	36.895	207	194	11	2:39.916	59.781	159	38.942	103	1:01.193	38	202
6	2:14.333	53.019	153	32.218	169	49.096	55	202									

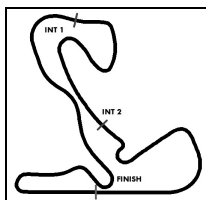
53	Halder, DEU								theoretical besttime: 2:00.417								
1	2:55.867	1:37.067	148	33.032	118	45.768	207		7	3:22.234	2:14.454	151	31.863	170	35.917	206	
2	2:02.124	53.616	152	31.946	152	36.562	206	198	8	2:00.513	52.919	158	31.636	162	35.958	207	199
3	2:02.264	53.755	154	31.892	166	36.617	206	196	9	2:00.560	52.864	160	31.690	166	36.006	207	210
4	2:02.996	53.873	148	32.357	160	36.766	207	196	10	2:01.911	53.417	158	31.844	164	36.650	192	197
5	2:08.769	54.305	150	36.894	133	37.570	205	193	11	2:18.566	54.935	144	33.146	147	50.485	49	177
6	2:13.073	54.636	147	32.360	154	46.077	57	188									

88	Fugel, DEU								theoretical besttime: 1:58.927								
1	2:52.963	1:30.923	129	37.701	74	44.339	207		4	1:59.502	51.820	158	31.681	169	36.001	207	215
2	1:59.056	51.949	161	31.386	169	35.721	210	216	5	2:13.275	52.571	162	32.011	153	48.693	44	207
3	2:17.703	1:06.165	114	35.229	149	36.309	208	188	6	13:27.419	12:05.824	134	32.639	156	48.956	47	

98	Seyffert, DEU								theoretical besttime: 2:00.861								
1	2:41.701	1:20.697	119	38.949	121	42.055	200		7	5:04.269	3:55.526	159	32.195	173	36.548	204	
2	2:08.311	57.092	149	33.404	163	37.815	206	170	8	2:01.008	52.936	163	31.637	170	36.435	205	204
3	2:07.691	57.601	136	32.995	167	37.095	207	172	9	2:01.195	53.124	163	31.783	175	36.288	205	203
4	2:04.610	54.837	141	32.532	161	37.241	205	197	10	2:02.619	53.680	163	32.373	172	36.566	205	202
5	2:03.744	54.180	158	32.409	168	37.155	206	188	11	2:03.296	53.217	163	32.245	148	37.834	204	194
6	2:14.602	54.193	163	32.059	166	48.350	43	194									

99	Sandberg, NLD								theoretical besttime: 2:01.032								
1	2:14.587	1:03.690	147	32.798	155	38.099	206		7	2:01.468	52.955	163	31.624	177	36.889	207	206
2	2:03.752	54.900	154	31.740	167	37.112	207	190	8	2:02.000	53.295	160	31.798	174	36.907	207	193
3	2:03.580	54.696	159	31.717	161	37.167	205	186	9	2:01.725	53.451	160	31.821	174	36.453	208	200
4	2:14.524	54.457	147	31.763	166	48.304	47	198	10	2:01.790	53.155	162	31.932	171	36.703	210	202
5	5:22.597	4:12.422	148	32.581	158	37.594	206		11	2:03.056	53.699	157	32.067	167	37.290	204	196
6	2:15.994	53.773	160	45.140	154	37.081	208	195									

103	Arnold, DEU								theoretical besttime: 1:59.496								
1	2:48.045	1:29.740	144	34.138	135	44.167	207		6	2:11.554	53.740	157	32.436	174	45.378	58	204
2	2:02.847	53.920	152	32.211	158	36.716	208	191	7	3:44.092	2:36.837	154	31.583	169	35.672	210	
3	2:04.577	55.398	149	32.368	159	36.811	207	183	8	1:59.741	52.241	161	31.710	172	35.790	209	207
4	2:03.507	54.142	148	32.567	166	36.798	208	193	9	2:00.226	52.510	158	31.680	177	36.036	207	210
5	2:02.849	53.559	155	32.506	167	36.784	207	201	10	2:18.373	55.918	135	33.768	141	48.687	57	205



ADAC TCR Germany

Top speed list Qualifying 1

Provisional

Reg. Nr.: KNAF 0304.19.255

Saturday, August 10, 2019 9:40:00



Circuit Zandvoort, Length: 4307m

Air temperature: 18.04°C

Track temperature: 18.09°C

Weather condition: Wet

#	Name (NAT)	Team	Car name	Speed	Lap	Race time
29	Mitchell Cheah Min Jie (MYS)	VW Team Oettinger	VW Golf GTI TCR SEQ	220.85	6	14:15.629
8	Rene Kircher (DEU)	Hella Pagid - Racing One	Audi RS 3 LMS SEQ	219.51	11	23:19.252
19	Max Hesse (DEU)	Hyundai Team Engstler	Hyundai i30 N TCR	219.06	6	13:57.151
88	Dominik Fugel (DEU)	Profi-Car Team Honda ADAC Sachsen	Honda Civic FK7 TCR	216.86	2	2:56.026
23	Sebastian Steibel (DEU)	Steibel Motorsport (DEU)	VW Golf GTI TCR SEQ	212.18	8	19:28.722
103	Lance David Arnold (DEU)	Hyundai Team Engstler 2 (DEU)	Hyundai i30 N TCR	210.93	9	19:00.279
53	Michelle Halder (DEU)	Profi-Car Team Halder (DEU)	Honda Civic FK7 TCR	210.52	9	18:50.928
1	Harald Proczyk (AUT)	HP Racing International (DEU)	Hyundai i30 N TCR	209.70	8	17:32.598
13	Antti Buri (FIN)	LMS Racing (FIN)	Audi RS 3 LMS SEQ	208.89	3	4:29.280
99	Maurits Sandberg (NLD)	VW Team Oettinger	VW Golf GTI TCR SEQ	206.50	7	16:18.116
22	Julien Apotheloz (CHE)	TOPCAR Sport (CHE)	Cupra TCR SEQ	205.32	10	20:47.055
98	Jan Seyffert (DEU)	Lubner Motorsport (DEU)	Lada Vesta TCR	204.93	8	18:28.070
6	Bradley Burns (GBR)	Team Pyro Motorsport	Honda Civic FK7 TCR	204.54	4	6:17.349
7	Mike Halder (DEU)	Profi-Car Team Honda ADAC Sachsen	Honda Civic FK7 TCR	203.38	2	2:27.108
42	Lukas Niedertscheider (AUT)	HP Racing International (DEU)	Hyundai i30 N TCR	202.62	6	10:55.422
27	Theo Coicaud (FRA)	Hyundai Team Engstler	Hyundai i30 N TCR	201.86	5	10:13.756