



ADAC GT Masters

Result List Qualifying 1



Provisional

Circuit Zandvoort, Length: 4307m

Air temperature: 19.49°C

Track temperature: 19.97°C

Weather condition: Wet

Reg. Nr.: KNAF 0304.19.255

Saturday, August 10, 2019 9:00:00

started : 31 classified : 31 not classified : 0

	Drivers	Team	Car	Lap	Best Time	Gap	Diff	Kph	Day Time
1	63 M.Bortolotti(ITA)/C.Engelhart(DEU)	ORANGE1 by GRT Grasser(AUT)	LamborghiniHuracanGT3E	7	1:46.632			145.4	9:22:21
2	31 P.Niederhauser(CHE)/K.van der Linde(ZAF)	HCB-Rutronik-Racing	Audi R8 LMS GT3	14	1:46.704	0.072	0.072	145.3	9:31:07
3	17 T.Bernhard(DEU)/K.Bachler(AUT)	KÜS TEAM75 Bernhard(DEU)	Porsche 911 GT3 R	11	1:46.927	0.295	0.223	145.0	9:24:23
4	19 M.Beretta(ITA)(J)/M.Mapelli(ITA)	ORANGE1 by GRT Grasser(AUT)	LamborghiniHuracanGT3E	5	1:46.966	0.334	0.039	144.9	9:20:00
5	29 M.Hofer(AUT)(J)/C.Mies(DEU)	MontaplastbyLand-Motorsport(DEU)	Audi R8 LMS GT3	7	1:47.035	0.403	0.069	144.8	9:24:48
6	1 R.Renauer(DEU)/T.Preining(AUT)	Precote Herberth Motorsport(DEU)	Porsche 911 GT3 R	9	1:47.204	0.572	0.169	144.6	9:27:40
7	8 D.Marschall(DEU)(J)/C.Schreiner(DEU)(J)	HCB-Rutronik-Racing	Audi R8 LMS GT3	7	1:47.229	0.597	0.025	144.5	9:21:20
8	2 L.Stolz(DEU)/M.Engel(DEU)	TOKSPORT WRT(DEU)	Mercedes-AMG GT3	6	1:47.357	0.725	0.128	144.4	9:24:12
9	82 R.Ineichen(CHE)(T)/F.Perera(FRA)	ORANGE1 by GRT Grasser(AUT)	LamborghiniHuracanGT3E	3	1:47.687	1.055	0.330	143.9	9:20:25
10	28 R.Feller(CHE)(J)/D.Vanhoor(BEL)	MontaplastbyLand-Motorsport(DEU)	Audi R8 LMS GT3	4	1:47.814	1.182	0.127	143.8	9:19:01
11	36 M.Dienst(DEU)(J)/A.Read(AUS)(J)	Schütz Motorsport(DEU)	Mercedes-AMG GT3	7	1:47.896	1.264	0.082	143.7	9:25:07
12	12 M.Drudi(ITA)(J)/F.Spengler(DEU)	EFP Car Collection by TECE	Audi R8 LMS GT3	7	1:47.932	1.300	0.036	143.6	9:22:04
13	25 J.Schmidt(CHE)(J)/C.Haase(DEU)	BWT Mücke Motorsport(DEU)	Audi R8 LMS GT3	10	1:47.939	1.307	0.007	143.6	9:31:36
14	13 S.Barth(DEU)(T)/D.Jahn(DEU)	RWT Racing(AUT)	Corvette C7 GT3-R	10	1:48.035	1.403	0.096	143.5	9:24:53
15	24 M.Ortmann(DEU)(J)/M.Winkelhock(DEU)	BWT Mücke Motorsport(DEU)	Audi R8 LMS GT3	8	1:48.066	1.434	0.031	143.4	9:24:58
16	69 L.Luhr(DEU)/M.Holzer(DEU)	Iron Force Racing	Porsche 911 GT3 R	8	1:48.078	1.446	0.012	143.4	9:18:18
17	14 N.Sylvest(DNK)(J)/J.Klingmann(DEU)	MRS GT-Racing(DEU)	BMW M6 GT3	8	1:48.086	1.454	0.008	143.4	9:21:41
18	99 E.Perez Companc(ARG)(J)/D.Keilwitz(DEU)	PROpeak Performance	Aston Martin Vantage AMR	8	1:48.129	1.497	0.043	143.3	9:27:02
19	7 L.Ludwig(DEU)/S.Asch(DEU)	HB Racing(AUT)	Ferrari 488 GT3	3	1:48.179	1.547	0.050	143.3	9:18:48
20	20 M.Wishofer(AUT)(J)/K.Snoeks(NLD)	TeamZAKSPEEDBKKMobilOilRacing	Mercedes-AMG GT3	13	1:48.207	1.575	0.028	143.2	9:31:43
21	77 M.Pommer(DEU)/M.Kirchhöfer(DEU)	Callaway Competition(DEU)	Corvette C7 GT3-R	9	1:48.248	1.616	0.041	143.2	9:25:25
22	33 F.Salaquarda(CZE)/F.Stippler(DEU)	Team ISR(CZE)	Audi R8 LMS GT3	14	1:48.261	1.629	0.013	143.2	9:31:16
23	26 N.Rogivue(CHE)(J)/F.Vervisch(BEL)	BWT Mücke Motorsport(DEU)	Audi R8 LMS GT3	11	1:48.495	1.863	0.234	142.9	9:31:23
24	71 M.Paul(DEU)(J)/W.Tregurtha(GBR)(J)	T3 Motorsport	Audi R8 LMS GT3	14	1:48.504	1.872	0.009	142.8	9:28:06
25	48 F.Vettel(DEU)(J)/P.Ellis(GBR)	MANN-FILTER Team HTP(DEU)	Mercedes-AMG GT3	7	1:48.565	1.933	0.061	142.8	9:25:32
26	18 A.de Leener(BEL)/M.Cairolì(ITA)	KÜS TEAM75 Bernhard(DEU)	Porsche 911 GT3 R	15	1:48.640	2.008	0.075	142.7	9:30:10
27	47 I.Dontje(NLD)/M.Götz(DEU)	MANN-FILTER Team HTP(DEU)	Mercedes-AMG GT3	5	1:48.766	2.134	0.126	142.5	9:23:22
28	21 J.Bleekemolen(NLD)/J.Eriksson(SWE)	TeamZAKSPEEDBKKMobilOilRacing	Mercedes-AMG GT3	7	1:48.851	2.219	0.085	142.4	9:13:38
29	4 A.Hoti(DEU)(J)/S.Tribaudini(FRA)(T)	Aust Motorsport(DEU)	Audi R8 LMS GT3	9	1:49.642	3.010	0.791	141.4	9:25:57
30	3 R.Lips(CHE)(T)/M.Hackländer(DEU)	Aust Motorsport(DEU)	Audi R8 LMS GT3	8	1:49.856	3.224	0.214	141.1	9:23:52
31	11 E.Erhart(DEU)/P.Kaffer(DEU)	EFP Car Collection by TECE	Audi R8 LMS GT3	9	1:50.174	3.542	0.318	140.7	9:20:49

Subject to final scrutineering!

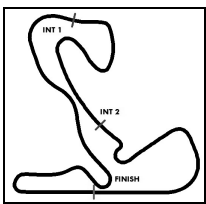
Publication time:	Clerk of the Course: Bobbe Veldkamp	Timekeeper: Steffen Ruhl
-------------------	-------------------------------------	--------------------------

ver: 1.0

www.adac.de/motorsport

Page 1/1 printed: 10.8.2019 9:34





ADAC GT Masters

Sector List Qualifying 1

Provisional



Circuit Zandvoort, Length: 4307m

Air temperature: 19.49°C

Track temperature: 19.97°C

Weather condition: Wet

Reg. Nr.: KNAF 0304.19.255

Saturday, August 10, 2019 9:00:00

Lap	Time	SE1	SP1	SE2	SP2	SE3	SP3	TSP	Lap	Time	SE1	SP1	SE2	SP2	SE3	SP3	TSP
1 Renauer, DEU / Preining, AUT									theoretical besttime: 1:47.187								
1	9:40.383	8:35.914	175	30.858	199	33.611	230		7	4:56.615	3:53.321	179	28.689	204	34.605	221	
2	1:49.882	48.294	184	28.618	199	32.970	232	228	8	1:50.689	48.928	174	28.715	202	33.046	233	233
3	1:47.807	47.034	187	28.367	203	32.406	233	246	9	1:47.204	46.588	187	28.384	205	32.232	233	247
4	1:50.010	47.639	180	28.847	188	33.524	233	245	10	1:58.599	55.771	154	29.039	199	33.789	231	245
5	1:47.936	47.108	186	28.367	205	32.461	231	246	11	1:49.810	46.976	188	28.779	169	34.055	234	246
6	2:09.554	51.840	116	33.774	160	43.940	57	241									

2 Stolz, DEU / Engel, DEU									theoretical besttime: 1:47.187								
1	9:38.535	8:34.377	171	30.131	182	34.027	228		6	1:47.357	46.855	189	28.187	205	32.315	230	242
2	1:49.296	47.941	185	28.555	198	32.800	231	227	7	2:10.755	47.496	183	41.364	113	41.895	225	244
3	1:47.808	47.159	187	28.125	201	32.524	230	241	8	2:31.633	59.035	125	44.997	111	47.601	230	218
4	2:01.480	47.692	185	28.597	193	45.191	48	244	9	1:47.845	47.146	179	28.492	204	32.207	231	244
5	7:07.864	5:54.128	142	35.174	143	38.562	232										

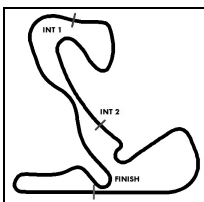
3 Lips, CHE / Hackländer, DEU									theoretical besttime: 1:49.776								
1	3:17.041	2:09.628	158	31.341	187	36.072	224		7	8:49.942	7:45.886	162	29.729	192	34.327	229	
2	1:56.144	51.265	174	30.120	187	34.759	226	224	8	1:49.856	47.891	186	28.510	201	33.455	231	236
3	1:52.671	49.521	177	29.219	197	33.931	228	234	9	1:50.549	47.912	184	28.690	203	33.947	227	244
4	1:59.892	55.119	168	29.931	191	34.842	229	237	10	1:50.312	48.234	186	28.697	204	33.381	230	237
5	1:51.146	48.652	184	28.864	197	33.630	229	236	11	2:03.122	53.793	150	33.720	169	35.609	230	236
6	2:15.029	59.654	172	30.375	183	45.000	54	244	12	1:50.027	47.885	187	28.747	203	33.395	232	240

4 Hoti, DEU / Tribaudini, FRA									theoretical besttime: 1:49.504								
1	3:06.119	1:57.313	145	32.383	155	36.423	222		7	9:32.466	8:30.216	179	29.154	198	33.096	230	
2	1:57.970	52.492	164	30.627	171	34.851	225	192	8	1:49.703	47.901	184	28.777	206	33.025	230	239
3	1:54.146	50.011	176	29.867	184	34.268	228	226	9	1:49.642	48.022	181	28.794	206	32.826	230	234
4	1:52.902	49.314	179	29.794	191	33.794	229	239	10	1:50.264	48.221	186	28.992	206	33.051	230	235
5	1:52.352	49.132	182	29.465	184	33.755	229	214	11	1:52.602	50.377	166	29.091	203	33.134	230	245
6	2:01.744	49.025	178	29.531	190	43.188	57	220	12	1:50.561	48.065	184	29.397	198	33.099	232	242

7 Ludwig, DEU / Asch, DEU									theoretical besttime: 1:48.037								
1	15:10.912	14:07.160	176	29.527	191	34.225	231		6	1:48.911	47.673	186	28.712	207	32.526	232	247
2	1:48.705	47.584	184	28.497	205	32.624	231	239	7	1:48.713	47.271	187	28.934	208	32.508	233	247
3	1:48.179	47.301	185	28.496	207	32.382	232	243	8	1:51.435	48.831	176	29.618	204	32.986	232	248
4	1:55.642	47.159	184	28.731	209	39.752	57	245	9	1:57.095	47.475	185	29.029	207	40.591	57	248
5	3:30.561	2:26.809	180	28.512	206	35.240	231										

8 Marschall, DEU / Schreiner, DEU									theoretical besttime: 1:47.091								
1	10:11.935	9:01.202	133	33.025	160	37.708	215		7	1:47.229	46.836	184	28.121	204	32.272	232	247
2	2:01.727	52.269	154	30.708	172	38.750	232	213	8	1:58.950	47.481	179	29.261	198	42.208	58	245
3	1:52.156	49.741	156	29.318	197	33.097	231	220	9	2:57.250	1:55.405	171	28.277	204	33.568	233	
4	1:49.412	48.161	176	28.651	202	32.600	233	233	10	1:49.229	46.920	186	28.401	205	33.908	234	245
5	1:49.861	47.362	184	29.158	193	33.341	233	244	11	1:51.432	46.795	185	28.108	206	36.529	234	244
6	1:47.269	46.973	185	28.105	205	32.191	234	242	12	1:47.770	46.812	185	28.477	205	32.481	234	248

11 Erhart, DEU / Kaffer, DEU									theoretical besttime: 1:50.174								
1	3:00.895	1:37.162	154	32.528	114	51.205	221		8	4:32.098	3:29.707	179	28.894	193	33.497	229	
2	1:56.742	52.066	165	30.023	182	34.653	225	204	9	1:50.174	48.428	180	28.757	201	32.989	232	222
3	1:53.210	50.322	173	29.258	184	33.630	229	208	10	1:50.850	48.563	180	28.917	198	33.370	231	225
4	1:51.692	49.356	177	29.109	196	33.227	229	225	11	1:53.654	51.320	175	29.082	201	33.252	229	226
5	1:51.048	48.901	179	28.802	192	33.345	229	216	12	1:50.764	48.563	179	28.815	201	33.386	230	226
6	1:50.663	48.638	177	28.829	194	33.196	230	225	13	1:52.026	49.655	178	29.016	201	33.355	230	217
7	2:02.118	49.899	178	29.269	191	42.950	58	230	14	1:51.283	48.841	179	28.987	201	33.455	230	230



ADAC GT Masters

Sector List Qualifying 1



Provisional

Circuit Zandvoort, Length: 4307m

Air temperature: 19.49°C

Track temperature: 19.97°C

Weather condition: Wet

Reg. Nr.: KNAF 0304.19.255

Saturday, August 10, 2019 9:00:00

Lap	Time	SE1	SP1	SE2	SP2	SE3	SP3	TSP	Lap	Time	SE1	SP1	SE2	SP2	SE3	SP3	TSP
12 Drudi, ITA / Spengler, DEU									theoretical besttime: 1:47.669								
1	2:10.286	1:05.480	160	30.316	180	34.490	225		7	1:47.932	47.230	188	28.145	205	32.557	230	247
2	1:51.143	48.515	179	29.257	192	33.371	229	229	8	1:54.886	47.134	185	28.347	203	39.405	229	246
3	1:49.227	47.795	184	28.485	202	32.947	229	240	9	1:48.029	47.053	187	28.327	206	32.649	231	242
4	1:48.710	47.378	186	28.465	205	32.867	231	241	10	2:06.183	56.609	164	28.929	189	40.645	59	247
5	2:11.501	52.638	156	30.774	153	48.089	57	240	11	2:32.140	1:22.615	186	28.653	198	40.872	59	
6	10:25.214	9:24.513	185	28.059	203	32.642	231										

13 Barth, DEU / Jahn, DEU									theoretical besttime: 1:47.723								
1	5:25.563	4:19.707	165	30.739	165	35.117	232		8	1:57.781	47.896	177	29.228	185	40.657	58	235
2	1:52.267	49.534	180	29.104	181	33.629	228	197	9	4:41.082	3:40.390	185	28.300	203	32.392	235	
3	1:49.186	47.923	184	28.428	203	32.835	235	216	10	1:48.035	47.081	185	28.454	207	32.500	234	226
4	1:53.135	47.821	174	31.021	164	34.293	234	212	11	1:48.198	47.142	187	28.479	207	32.577	234	226
5	1:48.226	47.440	185	28.250	200	32.536	233	216	12	1:51.413	48.830	167	29.711	197	32.872	235	227
6	1:49.433	48.003	183	28.475	202	32.955	234	227	13	1:48.309	47.102	187	28.553	202	32.654	233	230
7	1:48.374	47.407	183	28.347	204	32.620	235	221									

14 Sylvest, DNK / Klingmann, DEU									theoretical besttime: 1:48.042								
1	2:15.733	1:06.876	135	33.023	169	35.834	229		8	1:48.086	47.105	188	28.389	207	32.592	233	243
2	1:55.327	50.922	182	29.911	187	34.494	232	209	9	1:48.468	47.192	189	28.507	207	32.769	234	241
3	1:51.887	49.200	188	29.057	198	33.630	233	218	10	1:48.336	47.179	191	28.488	208	32.669	235	240
4	1:50.575	48.532	186	28.864	204	33.179	235	220	11	1:48.616	47.168	186	28.713	208	32.735	235	247
5	1:58.701	47.780	190	28.781	202	42.140	58	234	12	1:53.191	47.517	186	28.711	207	36.963	235	248
6	8:12.455	7:11.003	187	28.635	200	32.817	235		13	1:49.209	47.566	188	28.810	208	32.833	234	230
7	1:48.347	47.289	187	28.510	207	32.548	235	236									

17 Bernhard, DEU / Bachler, AUT									theoretical besttime: 1:46.717								
1	2:35.292	1:17.191	145	33.087	161	45.014	224		9	1:59.879	49.236	164	29.159	187	41.484	56	228
2	1:53.054	49.879	162	29.532	182	33.643	226	194	10	5:15.586	4:13.858	175	28.903	203	32.825	232	
3	1:50.586	48.639	178	28.744	189	33.203	229	212	11	1:46.927	47.076	187	27.993	207	31.858	234	244
4	1:48.705	47.759	185	28.320	201	32.626	230	208	12	1:47.330	46.911	187	28.108	207	32.311	232	237
5	1:50.310	48.359	181	28.785	194	33.166	231	224	13	1:51.894	50.715	180	28.711	206	32.468	233	208
6	1:47.630	47.233	186	28.125	201	32.272	233	230	14	1:51.988	47.199	187	28.657	191	36.132	232	238
7	1:47.601	46.938	186	28.232	202	32.431	230	241	15	1:47.846	47.184	187	28.254	206	32.408	234	237
8	1:47.346	47.219	186	27.948	205	32.179	234	241									

18 de Leener, BEL / Cairoli, ITA									theoretical besttime: 1:48.416								
1	2:38.337	1:20.059	143	33.397	162	44.881	218		9	1:49.399	48.321	175	28.395	196	32.683	230	227
2	1:57.578	52.412	163	30.119	181	35.047	221	187	10	1:49.225	47.908	179	28.458	199	32.859	230	238
3	1:53.485	49.844	169	29.459	168	34.182	227	221	11	2:04.643	49.141	166	32.190	163	43.312	58	240
4	1:53.184	48.969	168	30.151	175	34.064	227	236	12	3:08.494	2:07.392	179	28.249	200	32.853	230	
5	1:50.707	48.802	173	28.672	177	33.233	230	231	13	1:51.525	50.421	178	28.591	205	32.513	229	228
6	1:54.787	50.090	152	30.953	184	33.744	227	216	14	1:48.998	47.905	178	28.555	205	32.538	230	238
7	1:50.994	48.607	165	29.040	194	33.347	227	225	15	1:48.640	47.654	183	28.437	205	32.549	231	242
8	1:49.576	47.967	176	28.648	196	32.961	230	233									

19 Beretta, ITA / Mapelli, ITA									theoretical besttime: 1:46.677								
1	12:29.485	11:20.228	165	35.116	188	34.141	229		6	2:00.422	47.617	179	30.200	175	42.605	59	245
2	1:58.648	55.340	80	30.706	198	32.602	232	242	7	3:01.720	1:59.698	177	28.743	191	33.279	232	
3	1:56.419	52.289	181	30.427	198	33.703	232	246	8	1:47.099	46.619	184	27.995	205	32.485	230	246
4	1:48.359	47.852	182	28.175	202	32.332	230	241	9	1:52.832	46.755	186	28.238	205	37.839	230	246
5	1:46.966	46.747	185	28.156	204	32.063	230	243	10	1:47.378	46.703	184	28.465	206	32.210	231	246

20 Wishofer, AUT / Snoeks, NLD									theoretical besttime: 1:47.943								
1	5:59.734	4:53.157	163	31.624	164	34.953	226		8	5:11.199	4:08.730	138	29.037	201	33.432	233	
2	1:52.021	49.549	183	29.241	193	33.231	229	228	9	1:48.962	47.711	186	28.488	205	32.763	231	240
3	1:58.335	55.837	184	29.297	197	33.201	229	241	10	1:48.584	47.566	187	28.590	205	32.428	232	243
4	1:49.906	48.382	185	28.774	206	32.750	231	231	11	1:49.327	47.642	187	29.177	205	32.508	233	241
5	1:50.216	48.542	186	28.735	206	32.939	230	237	12	2:01.128	50.125	171	35.657	192	35.346	228	241
6	1:48.366	47.446	185	28.351	205	32.569	232	238	13	1:48.207	47.164	185	28.580	203	32.463	235	239

ver: 1.0

www.adac.de/motorsport

Page 2 / 5 printed: 10.8.2019 9:34

ADAC Vorteilswelt

Audi Sport

motorsport

CAMP DAVID

DEKRA

Elfracht

Herrenausstatter.de

KÄRCHER

kfzteile24

KÜHNE+NAGEL

PIRELLI

postcon

FR RACING

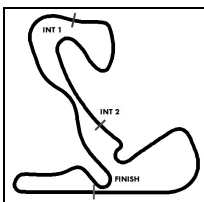
RAVENOL

Sport Bild

WIN BUSCH

DMSB

2019 INTERNATIONAL SERIES



ADAC GT Masters

Sector List Qualifying 1

Provisional



Circuit Zandvoort, Length: 4307m

Air temperature: 19.49°C

Track temperature: 19.97°C

Weather condition: Wet

Reg. Nr.: KNAF 0304.19.255

Saturday, August 10, 2019 9:00:00

Lap	Time	SE1	SP1	SE2	SP2	SE3	SP3	TSP	Lap	Time	SE1	SP1	SE2	SP2	SE3	SP3	TSP
7	1:57.231	47.887	185	28.764	205	40.580	57	229									

21 Bleekemolen, NLD / Eriksson, SWE

theoretical besttime: 1:48.705

1	2:29.444	1:10.417	146	32.575	154	46.452	221		8	1:51.771	47.720	183	29.381	179	34.670	231	239
2	1:54.413	50.656	170	29.779	187	33.978	226	204	9	1:57.879	47.761	185	28.479	192	41.639	58	239
3	1:51.762	49.125	177	29.118	191	33.519	229	224	10	4:52.033	3:30.142	126	34.312	149	47.579	57	
4	1:50.364	48.520	182	28.773	196	33.071	229	222	11	2:19.142	1:09.480	139	32.813	155	36.849	226	
5	1:54.004	49.323	176	30.122	171	34.559	229	234	12	1:59.981	53.520	167	30.873	175	35.588	228	214
6	1:49.355	47.971	184	28.537	197	32.847	231	224	13	1:58.128	50.933	166	31.494	183	35.701	229	216
7	1:48.851	47.532	186	28.625	194	32.694	231	238	14	2:07.366	51.058	166	30.619	172	45.689	49	225

24 Ortmann, DEU / Winkelhock, DEU

theoretical besttime: 1:47.824

1	10:23.471	9:18.387	156	30.732	175	34.352	227		7	3:30.467	2:29.255	184	28.338	199	32.874	231	
2	1:50.992	49.038	178	29.023	198	32.931	230	229	8	1:48.066	47.240	185	28.346	203	32.480	229	246
3	1:49.973	48.636	178	28.631	203	32.706	229	242	9	1:48.448	47.147	184	28.923	205	32.378	229	246
4	1:48.465	47.613	184	28.299	205	32.553	229	244	10	1:48.934	47.259	184	28.628	201	33.047	231	245
5	1:49.880	47.407	183	28.793	203	33.680	229	246	11	2:20.885	56.976		38.734	150	45.175	54	246
6	1:56.586	47.235	184	28.723	204	40.628	54	245									

25 Schmidt, CHE / Haase, DEU

theoretical besttime: 1:47.728

1	14:48.718	13:37.741	159	33.441	139	37.536	223		6	1:48.166	47.282	186	28.418	205	32.466	229	241
2	1:53.432	50.692	173	29.335	191	33.405	228	204	7	1:47.988	47.134	185	28.428	204	32.426	231	241
3	1:49.061	47.768	182	28.671	205	32.622	229	220	8	2:08.409	48.689	155	42.644	90	37.076	230	244
4	1:48.344	47.478	184	28.421	205	32.445	231	241	9	1:54.896	48.623	174	30.164	185	36.109	231	243
5	1:49.097	47.462	184	28.228	206	33.407	231	240	10	1:47.939	47.089	186	28.439	205	32.411	233	242

26 Rogivue, CHE / Vervisch, BEL

theoretical besttime: 1:48.080

1	11:22.916	10:13.593	159	32.992	131	36.331	207		7	1:48.529	47.253	187	28.487	205	32.789	230	242
2	1:59.192	52.384	121	32.413	179	34.395	227	200	8	1:58.021	47.379	185	28.621	204	42.021	54	243
3	1:51.372	48.287	185	29.594	193	33.491	230	236	9	3:09.650	1:53.390	183	34.452	70	41.808	230	
4	1:49.415	47.534	185	28.856	196	33.025	231	242	10	1:57.203	50.168	147	29.732	179	37.303	230	239
5	1:48.983	47.542	184	28.665	199	32.776	230	240	11	1:48.495	47.000	187	28.902	204	32.593	232	242
6	1:48.881	47.453	186	28.664	202	32.764	230	238									

28 Feller, CHE / Vanthoor, BEL

theoretical besttime: 1:47.661

1	13:35.523	12:31.153	178	30.742	197	33.628	227		6	1:47.949	46.944	186	28.495	205	32.510	230	244
2	1:49.359	48.219	181	28.465	203	32.675	230	240	7	1:55.926	47.563	181	28.484	205	39.879	59	246
3	1:48.508	47.502	186	28.289	202	32.717	232	243	8	3:01.285	1:59.433	172	28.755	206	33.097	232	
4	1:47.814	47.046	184	28.207	202	32.561	232	247	9	1:49.784	47.823	174	29.074	207	32.887	231	246
5	1:52.612	47.391	187	29.225	105	35.996	232	242	10	1:48.224	47.066	185	28.503	205	32.655	232	247

29 Hofer, AUT / Mies, DEU

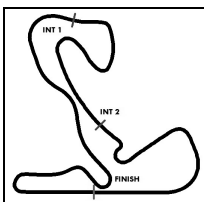
theoretical besttime: 1:46.989

1	12:44.319	11:29.190	166	33.544	84	41.585	229		6	2:49.894	1:48.149	169	29.079	193	32.666	232	
2	1:49.849	48.405	181	28.515	199	32.929	230	240	7	1:47.035	46.653	186	28.076	205	32.306	230	243
3	1:47.755	47.104	185	28.156	205	32.495	230	244	8	2:22.353	46.914	186	58.475	62	36.964	231	246
4	1:47.214	46.844	187	28.110	204	32.260	231	246	9	2:00.816	53.557	175	32.918	158	34.341	229	247
5	2:02.251	48.743	161	32.082	186	41.426	58	243	10	2:07.891	48.035	159	32.872	140	46.984	59	247

31 Niederhauser, CHE / van der Linde, ZAF

theoretical besttime: 1:46.676

1	2:22.636	1:08.486	162	32.000	166	42.150	222		8	1:47.148	46.805	185	28.093	204	32.250	233	246
2	2:18.305	1:01.776	139	32.384	168	44.145	57	230	9	1:47.090	46.727	184	28.041	203	32.322	233	247
3	5:24.122	4:16.909	160	31.252	179	35.961	226		10	1:47.154	46.713	187	28.051	206	32.390	233	248
4	1:52.363	49.627	178	29.203	198	33.533	231	214	11	1:56.588	46.888	186	29.102	191	40.598	58	248
5	1:49.448	48.184	185	28.510	201	32.754	232	243	12	2:43.351	1:42.090	186	28.563	194	32.698	234	
6	1:49.464	48.295	182	28.373	198	32.796	231	244	13	1:54.874	47.533	177	28.439	190	38.902	233	249
7	1:47.956	47.162	185	28.317	204	32.477	233	242	14	1:46.704	46.487	186	28.069	205	32.148	235	248



ADAC GT Masters

Sector List Qualifying 1

Provisional



Circuit Zandvoort, Length: 4307m

Air temperature: 19.49°C

Track temperature: 19.97°C

Weather condition: Wet

Reg. Nr.: KNAF 0304.19.255

Saturday, August 10, 2019 9:00:00

Lap	Time	SE1	SP1	SE2	SP2	SE3	SP3	TSP	Lap	Time	SE1	SP1	SE2	SP2	SE3	SP3	TSP
33 Salaquarda, CZE / Stippler, DEU									theoretical besttime: 1:48.007								
1	2:49.248	1:33.459	139	33.575	88	42.214	224		8	1:48.357	47.276	189	28.358	200	32.723	234	230
2	1:52.241	50.073	175	28.932	191	33.236	231	209	9	1:48.953	47.101	172	28.888	199	32.964	231	242
3	1:49.662	48.205	182	28.486	199	32.971	232	230	10	1:55.534	47.354	186	29.114	125	39.066	230	240
4	1:49.012	47.854	183	28.610	205	32.548	232	240	11	1:56.873	47.478	184	34.284	108	35.111	232	232
5	1:49.922	48.064	185	28.821	202	33.037	230	240	12	1:50.353	47.291	186	28.386	205	34.676	186	233
6	2:03.957	51.166	170	29.973	165	42.818	58	234	13	2:06.343	1:01.709	149	31.063	194	33.571	229	149
7	5:46.946	4:39.873	144	29.605	177	37.468	231		14	1:48.261	47.189	186	28.362	206	32.710	236	244

36 Dienst, DEU / Read, AUS									theoretical besttime: 1:47.635								
1	13:13.338	12:00.715	158	30.306	184	42.317	229		6	2:43.764	1:39.976	143	31.500	178	32.288	231	
2	1:48.436	47.533	183	28.436	198	32.467	232	226	7	1:47.896	47.157	181	28.308	204	32.431	232	237
3	1:47.940	47.365	182	28.190	202	32.385	232	234	8	1:49.067	47.584	178	28.792	199	32.691	231	234
4	1:48.306	47.396	182	28.440	201	32.470	231	235	9	1:49.265	47.654	182	28.844	197	32.767	230	234
5	1:56.768	47.649	181	28.568	198	40.551	55	238	10	2:02.277	47.949	177	29.159	195	45.169	42	236

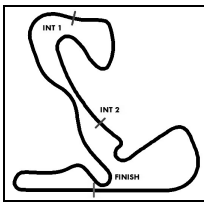
47 Dontje, NLD / Götz, DEU									theoretical besttime: 1:48.615								
1	15:44.908	14:38.534	159	31.215	173	35.159	224		6	1:49.060	47.610	184	28.715	196	32.735	233	240
2	2:07.556	49.411	181	42.964	173	35.181	226	209	7	1:49.200	47.535	185	28.985	204	32.680	232	234
3	1:51.148	48.784	181	29.281	189	33.083	231	211	8	1:48.923	47.338	187	28.669	205	32.916	232	242
4	1:49.548	47.681	181	29.007	198	32.860	232	242	9	1:59.227	48.016	177	29.051	202	42.160	54	245
5	1:48.766	47.405	183	28.753	201	32.608	230	236									

48 Vettel, DEU / Ellis, GBR									theoretical besttime: 1:48.057								
1	14:24.817	13:16.232	151	32.053	172	36.532	191		6	1:48.768	47.700	186	28.573	205	32.495	231	243
2	1:58.261	53.047	173	30.018	176	35.196	229	193	7	1:48.565	47.438	187	28.541	205	32.586	232	246
3	1:52.107	49.785	179	29.205	197	33.117	230	217	8	1:50.943	47.464	185	28.892	204	34.587	231	243
4	1:49.819	48.122	184	28.925	199	32.772	230	240	9	1:52.124	48.713	176	29.141	205	34.270	231	239
5	1:49.536	48.226	185	28.675	203	32.635	229	244	10	1:48.629	47.021	187	28.985	207	32.623	231	247

63 Bortolotti, ITA / Engelhart, DEU									theoretical besttime: 1:46.433								
1	9:30.069	8:19.716	163	30.264	180	40.089	227		7	1:46.632	46.739	185	27.858	205	32.035	232	243
2	1:48.794	48.449	186	28.069	194	32.276	234	219	8	1:46.970	46.594	186	28.216	205	32.160	231	244
3	1:46.750	46.695	185	28.072	203	31.983	230	246	9	2:00.889	50.720	161	36.506	170	33.663	233	225
4	1:46.970	46.743	187	28.106	203	32.121	229	244	10	1:46.947	46.592	186	28.250	206	32.105	232	247
5	2:01.958	50.376	162	30.039	190	41.543	60	229	11	1:55.994	49.924	147	30.038	195	36.032	229	247
6	3:39.933	2:37.029	172	29.004	193	33.900	230		12	1:55.553	46.702	184	28.399	204	40.452	59	246

69 Luhr, DEU / Holzer, DEU									theoretical besttime: 1:47.803								
1	5:22.113	4:13.912	164	32.231	167	35.970	225		9	1:48.203	47.283	182	28.408	204	32.512	232	241
2	1:59.219	50.833	175	33.811	170	34.575	227	205	10	1:49.036	47.697	183	28.533	205	32.806	231	238
3	1:51.181	48.924	182	29.100	194	33.157	229	219	11	1:48.775	47.492	182	28.677	206	32.606	232	242
4	1:50.231	48.475	180	28.838	194	32.918	231	224	12	1:54.773	47.574	182	28.650	201	38.549	232	241
5	1:49.561	48.073	180	28.798	202	32.690	231	230	13	1:48.402	47.168	181	28.483	206	32.751	232	241
6	1:49.170	47.880	181	28.764	204	32.526	231	226	14	1:49.010	47.649	180	28.694	206	32.667	231	245
7	1:48.585	47.534	181	28.619	205	32.432	231	231	15	1:56.713	47.260	185	28.662	208	40.791	57	242
8	1:48.078	47.363	182	28.488	205	32.227	231	240									

71 Paul, DEU / Tregurtha, GBR									theoretical besttime: 1:48.260								
1	2:40.454	1:24.018	137	33.855	154	42.581	217		9	1:49.517	48.108	185	28.429	203	32.980	230	237
2	2:00.147	53.756	167	30.848	184	35.543	224	190	10	1:48.830	47.895	185	28.363	205	32.572	232	233
3	1:56.766	51.789	172	30.047	194	34.930	227	204	11	1:49.007	47.689	184	28.519	206	32.799	230	240
4	1:54.464	50.163	178	29.717	187	34.584	225	214	12	1:57.314	47.667	181	28.472	206	41.175	57	244
5	1:52.975	49.256	182	29.587	180	34.132	228	231	13	2:55.740	1:53.974	181	28.526	201	33.240	231	
6	1:51.691	48.990	180	29.131	199	33.570	228	221	14	1:48.504	47.380	186	28.607	206	32.517	233	242
7	1:50.658	48.502	183	29.066	202	33.090	229	235	15	1:53.765	47.703	181	29.714	144	36.348	230	242
8	1:49.742	48.156	182	28.626	202	32.960	231	238	16	1:48.583	47.542	185	28.471	206	32.570	234	242



ADAC GT Masters

Sector List Qualifying 1

Provisional



Circuit Zandvoort, Length: 4307m

Air temperature: 19.49°C

Track temperature: 19.97°C

Weather condition: Wet

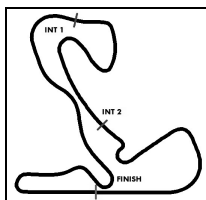
Reg. Nr.: KNAF 0304.19.255

Saturday, August 10, 2019 9:00:00

Lap	Time	SE1	SP1	SE2	SP2	SE3	SP3	TSP	Lap	Time	SE1	SP1	SE2	SP2	SE3	SP3	TSP
77 Pommer, DEU / Kirchhöfer, DEU									theoretical besttime: 1:48.119								
1	5:02.285	3:56.900	158	30.825	175	34.560	228		7	1:59.619	47.881	165	29.728	179	42.010	233	234
2	1:53.265	50.060	173	29.324	172	33.881	231	208	8	1:48.580	47.707	181	28.416	207	32.457	235	234
3	1:50.551	48.420	180	28.908	182	33.223	231	228	9	1:48.248	47.406	182	28.378	210	32.464	234	238
4	1:49.992	48.396	181	28.494	194	33.102	229	216	10	1:48.426	47.284	181	28.456	203	32.686	233	242
5	2:00.044	47.975	182	28.791	186	43.278	59	223	11	1:48.561	47.458	181	28.449	207	32.654	234	242
6	7:12.122	6:09.792	175	29.186	185	33.144	233		12	1:48.788	47.338	183	28.395	207	33.055	242	229

82 Ineichen, CHE / Perera, FRA									theoretical besttime: 1:47.381								
1	16:48.932	15:46.168	173	29.344	193	33.420	230		6	2:05.780	51.888	124	40.007	168	33.885	233	242
2	1:48.157	47.594	187	28.132	202	32.431	232	240	7	1:48.398	47.324	187	28.405	207	32.669	234	245
3	1:47.687	47.474	184	28.168	202	32.045	233	242	8	1:54.063	48.455	174	30.182	194	35.426	232	246
4	1:48.928	47.218	182	28.421	203	33.289	229	247	9	1:49.183	47.757	182	28.651	206	32.775	234	244
5	1:50.308	47.204	184	28.506	205	34.598	233	243									

99 Perez Companc, ARG / Keilwitz, DEU									theoretical besttime: 1:47.992								
1	12:55.608	11:44.240	162	32.525	172	38.843	226		6	2:00.925	48.108	185	31.088	173	41.729	59	242
2	1:51.889	49.328	183	29.048	197	33.513	230	233	7	2:51.458	1:45.383	181	30.814	190	35.261	233	
3	1:56.449	52.370	179	29.142	181	34.937	232	244	8	1:48.129	46.988	186	28.567	207	32.574	233	244
4	1:48.995	47.782	186	28.532	205	32.681	232	236	9	2:42.292	1:36.111	135	30.149	201	36.032	230	246
5	1:48.953	47.948	182	28.533	206	32.472	234	244	10	1:49.480	47.755	184	28.804	205	32.921	234	239



ADAC GT Masters

Top speed list Qualifying 1

Provisional



Circuit Zandvoort, Length: 4307m

Air temperature: 19.49°C

Track temperature: 19.97°C

Weather condition: Wet

Reg. Nr.: KNAF 0304.19.255

Saturday, August 10, 2019 9:00:00

#	Name (NAT)	Team	Car name	Speed	Lap	Race time
31	Patric Niederhauser (CHE)	HCB-Rutronik-Racing	Audi R8 LMS GT3	249.42	13	27:28.336
14	Nicolai Sylvest (DNK)	MRS GT-Racing (DEU)	BMW M6 GT3	248.27	12	27:09.235
7	Luca Ludwig (DEU)	HB Racing (AUT)	Ferrari 488 GT3	248.27	8	27:54.344
8	Dennis Marschall (DEU)	HCB-Rutronik-Racing	Audi R8 LMS GT3	248.27	12	29:59.164
28	Ricardo Feller (CHE)	Montaplast by Land-Motorsport (DEU)	Audi R8 LMS GT3	247.70	4	17:16.122
12	Mattia Drudi (ITA)	EFP Car Collection by TECE	Audi R8 LMS GT3	247.70	10	25:49.655
48	Fabian Vettel (DEU)	MANN-FILTER Team HTP (DEU)	Mercedes-AMG GT3	247.70	10	29:17.671
82	Rolf Ineichen (CHE)	ORANGE1 by GRT Grasser (AUT)	Lamborghini Huracan GT3 EVO	247.13	4	20:27.492
1	Robert Renauer (DEU)	Precote Herberth Motorsport (DEU)	Porsche 911 GT3 R	247.13	9	25:55.600
63	Mirko Bortolotti (ITA)	ORANGE1 by GRT Grasser (AUT)	Lamborghini Huracan GT3 EVO	247.13	10	26:11.697
29	Max Hofer (AUT)	Montaplast by Land-Motorsport (DEU)	Audi R8 LMS GT3	247.13	9	27:13.405
19	Michele Beretta (ITA)	ORANGE1 by GRT Grasser (AUT)	Lamborghini Huracan GT3 EVO	246.57	3	14:30.863
99	Ezequiel Perez Companc (ARG)	PROpeak Performance	Aston Martin Vantage AMR GT3	246.57	9	27:05.122
24	Mike David Ortmann (DEU)	BWT Mücke Motorsport (DEU)	Audi R8 LMS GT3	246.01	5	15:55.653
69	Lucas Luhr (DEU)	Iron Force Racing	Porsche 911 GT3 R	245.45	14	27:30.063
4	Arlind Hoti (DEU)	Aust Motorsport (DEU)	Audi R8 LMS GT3	245.45	11	27:50.049
47	Indy Dontje (NLD)	MANN-FILTER Team HTP (DEU)	Mercedes-AMG GT3	245.45	9	28:51.846
3	Remo Lips (CHE)	Aust Motorsport (DEU)	Audi R8 LMS GT3	244.89	6	10:59.648
2	Luca Stolz (DEU)	TOKSPORT WRT (DEU)	Mercedes-AMG GT3	244.89	7	24:15.095
71	Maximilian Paul (DEU)	T3 Motorsport	Audi R8 LMS GT3	244.34	12	21:27.009
17	Timo Bernhard (DEU)	KÜS TEAM75 Bernhard (DEU)	Porsche 911 GT3 R	244.34	11	22:38.731
25	Jeffrey Schmidt (CHE)	BWT Mücke Motorsport (DEU)	Audi R8 LMS GT3	244.34	8	25:47.543
33	Filip Salaquarda (CZE)	Team ISR (CZE)	Audi R8 LMS GT3	244.34	14	29:30.144
20	Mick Wishofer (AUT)	Team ZAKSPEED BKK Mobil Oil Racing (DEU)	Mercedes-AMG GT3	243.79	10	24:18.709
26	Nikolaj Rogivue (CHE)	BWT Mücke Motorsport (DEU)	Audi R8 LMS GT3	243.24	8	22:32.038
77	Markus Pommer (DEU)	Callaway Competition (DEU)	Corvette C7 GT3-R	242.69	10	25:27.425
18	Adrien de Leener (BEL)	KÜS TEAM75 Bernhard (DEU)	Porsche 911 GT3 R	242.69	15	28:23.680
21	Jeroen Bleekemolen (NLD)	Team ZAKSPEED BKK Mobil Oil Racing (DEU)	Mercedes-AMG GT3	239.46	8	13:40.955
36	Marvin Dienst (DEU)	Schütz Motorsport (DEU)	Mercedes-AMG GT3	238.41	5	18:40.770
13	Sven Barth (DEU)	RWT Racing (AUT)	Corvette C7 GT3-R	235.80	8	16:28.922
11	Elia Erhart (DEU)	EFP Car Collection by TECE	Audi R8 LMS GT3	230.76	7	12:27.037