



ADAC Formel 4

Result List Qualifying 2

Provisional



Circuit Zandvoort, Length: 4307m

Air temperature: 19.31°C

Track temperature: 19.1°C

Weather condition: Wet

Reg. Nr.: KNAF 0304.19.255

Saturday, August 10, 2019 8:34:00

started : 19 classified : 19 not classified : 0

Nr.	Drivers	Team	Lap	Best Time	Gap	Diff	Kph	Day Time
Cl.	Car	Competitor						
1	5 G.Petecof(BRA) ADAC Formel 4	(T) Prema Powerteam SRL(ITA) Prema Powerteam SRL	7	1:45.988			146.2	8:48:32
2	3 P.Aron(EST) R ADAC Formel 4	(T) Prema Powerteam SRL(ITA) Prema Powerteam SRL	7	1:46.094	0.106	0.106	146.1	8:49:23
3	62 D.Hauger(NOR) ADAC Formel 4	(T) Van Amersfoort Racing(NLD) Van Amersfoort Racing	7	1:46.261	0.273	0.167	145.9	8:48:48
4	17 A.Leclerc(MCO) ADAC Formel 4	(T) US Racing - CHRS(DEU) US Racing - CHRS	8	1:46.626	0.638	0.365	145.4	8:50:03
5	21 T.Pourchaire(FRA) ADAC Formel 4	(T) US Racing - CHRS(DEU) US Racing - CHRS	6	1:46.717	0.729	0.091	145.2	8:47:17
6	10 O.Rasmussen(DNK) ADAC Formel 4	Prema Powerteam SRL(ITA) Prema Powerteam SRL	8	1:46.759	0.771	0.042	145.2	8:50:11
7	7 R.Stanek(CZE) R ADAC Formel 4	US Racing - CHRS(DEU) US Racing - CHRS	7	1:47.080	1.092	0.321	144.8	8:48:53
8	44 M.Belov(RUS) ADAC Formel 4	(T) R-ACE GP R-ACE GP	8	1:47.261	1.273	0.181	144.5	8:49:49
9	28 A.Ghiretti(FRA) ADAC Formel 4	US Racing - CHRS(DEU) US Racing - CHRS	5	1:47.271	1.283	0.010	144.5	8:45:11
10	6 I.Cohen(ISR) ADAC Formel 4	Van Amersfoort Racing(NLD) Van Amersfoort Racing	7	1:47.333	1.345	0.062	144.4	8:49:03
11	14 G.Saucy(SUI) ADAC Formel 4	(T) R-ACE GP R-ACE GP	7	1:47.433	1.445	0.100	144.3	8:48:14
12	19 H.David(FRA) R ADAC Formel 4	R-ACE GP R-ACE GP	7	1:47.881	1.893	0.448	143.7	8:47:55
13	2 N.Göhler(DEU) R ADAC Formel 4	(T) ADAC Berlin-Brandenburg e.V.(DEU) ADAC Berlin-Brandenburg e.V.	8	1:47.981	1.993	0.100	143.5	8:49:15
14	11 A.Famularo(VEN) ADAC Formel 4	Prema Powerteam SRL(ITA) Prema Powerteam SRL	8	1:48.132	2.144	0.151	143.3	8:49:11
15	16 S.Estner(DEU) ADAC Formel 4	Van Amersfoort Racing(NLD) Van Amersfoort Racing	8	1:48.194	2.206	0.062	143.3	8:48:58
16	26 J.Dürksen(PAR) R ADAC Formel 4	(T) ADAC Berlin-Brandenburg e.V.(DEU) ADAC Berlin-Brandenburg e.V.	8	1:48.247	2.259	0.053	143.2	8:49:31
17	8 L.Alleco Roy(MCO) ADAC Formel 4	Van Amersfoort Racing(NLD) Van Amersfoort Racing	7	1:48.391	2.403	0.144	143.0	8:50:15
18	15 L.Toth(HUN) ADAC Formel 4	R-ACE GP R-ACE GP	6	1:49.934	3.946	1.543	141.0	8:47:43
19	4 N.Krütten(DEU) ADAC Formel 4	(T) Van Amersfoort Racing(NLD) Van Amersfoort Racing	7	1:52.160	6.172	2.226	138.2	8:49:43

Did not start

64 A.Akabi(IRQ)
R ADAC Formel 4

ADAC Berlin-Brandenburg e.V.(DEU)
ADAC Berlin-Brandenburg e.V.

Classification limit: 110% Time: 1:56.586

T =nominated for Team Classification

Subject to final scrutineering!

Publication time:	Clerk of the Course: Bobbe Veldkamp	Timekeeper: Steffen Ruhl
-------------------	-------------------------------------	--------------------------

ver: 1.0

www.adac.de/motorsport

Page 1/ 1 printed: 10.8.2019 8:50





ADAC Formel 4

Sector List Qualifying 2

Provisional



Circuit Zandvoort, Length: 4307m

Air temperature: 19.31°C

Track temperature: 19.1°C

Weather condition: Wet

Reg. Nr.: KNAF 0304.19.255

Saturday, August 10, 2019 8:34:00

Lap	Time	SE1	SP1	SE2	SP2	SE3	SP3	TSP	Lap	Time	SE1	SP1	SE2	SP2	SE3	SP3	TSP
2	Göhler, DEU								theoretical besttime: 1:47.746								
1	2:13.597	1:10.706	170	28.995	186	33.896	212		5	1:55.689	50.528	130	32.418	171	32.743	215	224
2	1:49.976	47.964	175	28.433	187	33.579	211	222	6	1:48.166	47.403	177	28.302	187	32.461	214	225
3	1:49.022	47.542	176	28.768	188	32.712	214	222	7	2:01.880	1:00.856	177	28.527	188	32.497	214	225
4	1:48.155	47.247	177	28.170	188	32.738	214	225	8	1:47.981	47.250	178	28.402	188	32.329	214	225

3	Aron, EST								theoretical besttime: 1:46.094								
1	3:34.233	2:31.530	152	29.707	185	32.996	214		5	1:58.012	47.316	174	28.207	187	42.489	55	225
2	1:48.666	47.809	173	28.261	187	32.596	216	223	6	2:40.400	1:39.977	177	28.240	187	32.183	216	
3	1:47.744	47.207	175	28.078	187	32.459	215	225	7	1:46.094	46.670	177	27.863	189	31.561	216	224
4	1:47.278	47.009	174	28.104	187	32.165	215	224									

4	Krütten, DEU								theoretical besttime: 1:52.084								
1	3:52.418	2:37.005	132	36.123	128	39.290	190		5	1:57.132	52.200	159	30.629	163	34.303	212	206
2	2:07.463	56.983	144	33.538	146	36.942	195	163	6	1:53.470	50.455	170	29.990	173	33.025	214	210
3	2:03.328	55.434	145	31.848	154	36.046	206	175	7	1:52.160	49.241	173	29.818	171	33.101	214	221
4	1:56.790	51.501	164	30.577	162	34.712	209	191									

5	Petecof, BRA								theoretical besttime: 1:45.761								
1	3:38.950	2:34.638	165	29.376	160	34.936	212		5	1:47.083	46.933	177	28.055	188	32.095	214	224
2	1:49.399	48.340	175	28.517	187	32.542	215	222	6	1:54.370	51.610	160	29.959	177	32.801	214	222
3	1:48.060	47.392	178	28.269	187	32.399	213	223	7	1:45.988	46.671	178	27.916	187	31.401	215	222
4	1:47.542	47.214	176	28.001	188	32.327	215	223	8	1:46.053	46.460	179	27.900	188	31.693	216	225

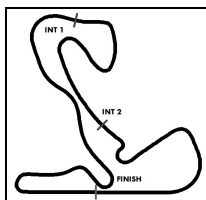
6	Cohen, ISR								theoretical besttime: 1:47.333								
1	4:12.604	3:10.543	171	28.964	187	33.097	212		5	1:48.301	47.306	179	28.405	188	32.590	214	224
2	1:49.572	47.791	180	28.893	187	32.888	214	222	6	1:48.024	47.311	178	28.362	188	32.351	215	225
3	1:49.100	47.777	180	28.565	187	32.758	214	224	7	1:47.333	47.241	179	28.210	189	31.882	215	224
4	1:48.116	47.410	181	28.234	188	32.472	214	224									

7	Stanek, CZE								theoretical besttime: 1:46.833								
1	3:53.996	2:46.569	179	29.500	121	37.927	213		5	1:47.858	47.216	180	28.485	187	32.157	215	224
2	1:49.120	47.857	180	28.905	185	32.358	214	207	6	1:58.154	52.307	146	32.029	184	33.818	215	195
3	1:49.077	48.155	180	28.565	187	32.357	214	224	7	1:47.080	46.851	180	28.015	189	32.214	215	223
4	1:47.728	47.225	181	28.288	187	32.215	214	223	8	1:47.351	46.661	183	28.502	188	32.188	215	225

8	Alleco Roy, MCO								theoretical besttime: 1:48.318								
1	3:41.557	2:29.692	142	34.913	144	36.952	206		5	1:49.400	48.045	180	28.521	187	32.834	212	219
2	2:00.079	52.767	163	31.656	182	35.656	206	206	6	1:48.606	47.546	179	28.426	188	32.634	214	223
3	2:04.997	51.684	169	30.431	186	42.882	54	216	7	1:48.391	47.296	180	28.388	187	32.707	215	224
4	3:02.054	1:59.586	175	29.365	187	33.103	211										

10	Rasmussen, DNK								theoretical besttime: 1:46.759								
1	3:11.373	2:09.568	171	28.695	187	33.110	215		5	1:47.611	47.258	176	28.067	187	32.286	214	223
2	1:50.268	48.308	169	28.897	186	33.063	215	223	6	1:47.547	47.029	176	28.189	186	32.329	215	223
3	1:48.346	47.529	174	28.329	187	32.488	214	224	7	2:05.130	1:00.661	130	32.205	186	32.264	216	222
4	1:53.509	47.579	173	31.128	165	34.802	215	223	8	1:46.759	46.787	178	28.021	187	31.951	216	225

11	Famularo, VEN								theoretical besttime: 1:47.852								
1	2:26.147	1:23.669	165	29.196	184	33.282	213		5	1:48.484	47.471	175	28.548	185	32.465	214	222
2	1:49.988	48.170	173	28.785	186	33.033	210	219	6	1:49.646	47.303	176	28.295	187	34.048	212	223
3	1:49.376	47.810	175	28.662	185	32.904	212	221	7	1:49.511	48.362	176	28.478	186	32.671	213	203
4	1:49.274	48.195	173	28.520	186	32.559	213	223	8	1:48.132	47.401	174	28.477	187	32.254	215	223



ADAC Formel 4

Sector List Qualifying 2

Provisional



Circuit Zandvoort, Length: 4307m

Air temperature: 19.31°C

Track temperature: 19.1°C

Weather condition: Wet

Reg. Nr.: KNAF 0304.19.255

Saturday, August 10, 2019 8:34:00

Lap	Time	SE1	SP1	SE2	SP2	SE3	SP3	TSP	Lap	Time	SE1	SP1	SE2	SP2	SE3	SP3	TSP
14	Saucy, SUI								theoretical besttime: 1:47.220								
1	3:24.665	2:23.412	180	28.429	188	32.824	214		5	1:48.010	47.282	179	28.312	187	32.416	212	224
2	1:49.065	47.558	179	28.318	188	33.189	214	224	6	1:47.837	47.280	178	28.260	188	32.297	212	222
3	1:48.613	47.664	179	28.201	187	32.748	213	223	7	1:47.433	47.006	179	28.175	188	32.252	213	222
4	1:48.093	47.251	178	28.313	187	32.529	213	223	8	1:47.501	46.903	178	28.456	186	32.142	212	224

15	Toth, HUN								theoretical besttime: 1:49.520								
1	4:22.378	3:17.275	166	30.823	184	34.280	208		5	1:52.082	49.503	175	29.365	187	33.214	210	193
2	1:53.310	49.365	171	29.629	186	34.316	209	219	6	1:49.934	48.113	177	28.792	187	33.029	212	221
3	1:52.537	48.949	173	29.598	185	33.990	211	220	7	1:50.682	49.275	176	28.754	186	32.653	215	223
4	1:52.116	48.615	176	29.322	184	34.179	211	222									

16	Estner, DEU								theoretical besttime: 1:48.121								
1	2:03.758	59.615	167	29.708	176	34.435	209		6	1:50.077	48.431	174	28.684	187	32.962	213	216
2	1:51.477	49.256	174	28.827	187	33.394	210	216	7	1:49.075	47.950	176	28.543	187	32.582	214	222
3	1:51.606	49.035	174	29.041	187	33.530	211	211	8	1:48.194	47.515	177	28.435	188	32.244	215	222
4	1:52.072	48.863	174	29.347	173	33.862	210	222	9	1:49.119	47.442	177	28.618	186	33.059	212	224
5	1:51.815	49.612	172	28.907	183	33.296	212	219									

17	Leclerc, MCO								theoretical besttime: 1:46.561								
1	3:20.434	2:17.019	175	28.620	187	34.795	214		5	1:47.564	47.147	179	28.203	186	32.214	213	221
2	1:49.526	48.526	168	28.466	187	32.534	212	221	6	1:47.045	46.920	180	28.121	187	32.004	213	222
3	1:48.005	47.275	178	28.279	187	32.451	213	221	7	1:46.839	46.840	180	28.144	187	31.855	213	222
4	1:56.652	49.079	177	29.923	177	37.650	213	221	8	1:46.626	46.804	180	28.186	188	31.636	215	224

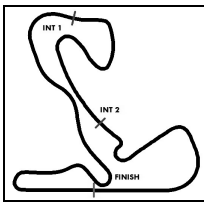
19	David, FRA								theoretical besttime: 1:47.812								
1	3:02.849	2:00.877	173	28.884	186	33.088	212		5	1:48.576	47.381	178	28.425	186	32.770	210	221
2	1:49.574	48.160	172	28.539	187	32.875	213	222	6	1:48.247	47.309	179	28.291	186	32.647	211	221
3	1:48.732	47.603	177	28.463	187	32.666	211	222	7	1:47.881	47.343	177	28.225	187	32.313	212	221
4	1:48.782	47.601	176	28.542	186	32.639	212	220	8	1:48.343	47.274	177	28.438	186	32.631	215	223

21	Pourchaire, FRA								theoretical besttime: 1:46.623								
1	4:00.989	2:56.848	152	30.116	142	34.025	211		5	2:06.090	54.877	98	37.322	113	33.891	215	223
2	1:48.295	47.692	173	28.116	187	32.487	215	221	6	1:46.717	46.640	180	28.122	188	31.955	215	224
3	1:47.804	47.041	179	28.340	188	32.423	213	224	7	1:46.756	46.704	179	28.111	187	31.941	215	224
4	1:47.331	47.021	178	28.042	188	32.268	213	222									

26	Dürksen, PAR								theoretical besttime: 1:47.829								
1	2:46.664	1:45.236	175	28.536	186	32.892	212		5	1:48.455	47.284	179	28.507	187	32.664	215	225
2	1:48.614	47.653	178	28.291	187	32.670	215	222	6	1:54.077	49.665	112	31.627	172	32.785	214	216
3	1:48.392	47.667	176	28.207	188	32.518	215	224	7	1:48.303	47.376	179	28.468	188	32.459	217	225
4	1:48.253	47.503	178	28.320	187	32.430	215	223	8	1:48.247	47.543	175	28.366	188	32.338	215	220

28	Ghiretti, FRA								theoretical besttime: 1:46.940								
1	3:48.522	2:38.746	149	33.432	137	36.344	213		5	1:47.271	47.068	178	28.060	187	32.143	213	222
2	1:48.778	47.214	180	28.750	185	32.814	212	220	6	1:47.466	47.054	179	28.192	187	32.220	213	222
3	1:48.279	47.380	178	28.530	187	32.369	212	220	7	1:52.240	47.075	179	32.986	179	32.179	212	223
4	1:57.785	52.323	143	32.011	164	33.451	212	208	8	1:47.620	46.737	178	28.579	186	32.304	213	224

44	Belov, RUS								theoretical besttime: 1:47.164								
1	2:56.313	1:49.258	141	33.359	160	33.696	214		5	1:48.461	47.663	176	28.095	187	32.703	214	222
2	2:03.178	1:00.195	116	29.552	183	33.431	211	222	6	1:47.952	47.442	176	28.061	188	32.449	212	222
3	1:49.705	48.186	173	28.382	188	33.137	211	221	7	1:47.390	47.296	176	28.008	188	32.086	213	223
4	1:49.037	47.859	175	28.173	187	33.005	212	222	8	1:47.261	47.078	177	28.105	189	32.078	213	224



ADAC Formel 4

Sector List Qualifying 2

Provisional

Reg. Nr.: KNAF 0304.19.255

Saturday, August 10, 2019 8:34:00



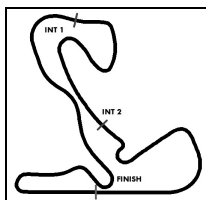
Circuit Zandvoort, Length: 4307m

Air temperature: 19.31°C

Track temperature: 19.1°C

Weather condition: Wet

Lap	Time	SE1	SP1	SE2	SP2	SE3	SP3	TSP	Lap	Time	SE1	SP1	SE2	SP2	SE3	SP3	TSP
62	Hauger, NOR								theoretical besttime: 1:46.237								
1	4:02.781	2:57.278	157	31.003	134	34.500	214		5	1:47.129	47.023	180	28.111	188	31.995	216	224
2	1:48.988	47.945	176	28.472	187	32.571	215	223	6	1:46.881	46.835	180	28.175	188	31.871	216	225
3	1:47.986	47.387	180	28.224	188	32.375	216	223	7	1:46.261	46.503	180	28.065	189	31.693	215	225
4	1:48.300	47.794	180	28.041	187	32.465	215	222	8	1:47.000	46.620	181	28.406	190	31.974	216	227



ADAC Formel 4

Top speed list Qualifying 2



Provisional

Reg. Nr.: KNAF 0304.19.255

Saturday, August 10, 2019 8:34:00

Circuit Zandvoort, Length: 4307m

Air temperature: 19.31°C

Track temperature: 19.1°C

Weather condition: Wet

#	Name (NAT)	Team	Car name	Speed	Lap	Race time
62	Dennis Hauger (NOR)	Van Amersfoort Racing (NLD)	ADAC Formel 4	227.36	8	14:51.285
2	Nico Göhler (DEU)	ADAC Berlin-Brandenburg e.V. (DEU)	ADAC Formel 4	225.94	4	5:55.575
5	Gianluca Petecof (BRA)	Prema Powerteam SRL (ITA)	ADAC Formel 4	225.94	8	14:34.361
10	Oliver Rasmussen (DNK)	Prema Powerteam SRL (ITA)	ADAC Formel 4	225.46	8	14:26.762
7	Roman Stanek (CZE)	US Racing - CHRS (DEU)	ADAC Formel 4	225.46	8	14:55.990
3	Paul Aron (EST)	Prema Powerteam SRL (ITA)	ADAC Formel 4	225.00	3	5:25.885
26	Joshua Dürksen (PAR)	ADAC Berlin-Brandenburg e.V. (DEU)	ADAC Formel 4	225.00	5	8:14.908
6	Ido Cohen (ISR)	Van Amersfoort Racing (NLD)	ADAC Formel 4	225.00	6	11:30.678
14	Gregoire Saucy (SUI)	R-ACE GP	ADAC Formel 4	224.53	2	3:27.654
21	Theo Pourchaire (FRA)	US Racing - CHRS (DEU)	ADAC Formel 4	224.53	7	13:20.215
17	Arthur Leclerc (MCO)	US Racing - CHRS (DEU)	ADAC Formel 4	224.53	8	14:19.054
44	Michael Belov (RUS)	R-ACE GP	ADAC Formel 4	224.06	8	14:05.036
8	Lucas Alleco Roy (MCO)	Van Amersfoort Racing (NLD)	ADAC Formel 4	224.06	7	14:29.685
28	Alessandro Ghiretti (FRA)	US Racing - CHRS (DEU)	ADAC Formel 4	224.06	8	14:53.335
16	Sebastian Estner (DEU)	Van Amersfoort Racing (NLD)	ADAC Formel 4	224.06	9	15:01.063
15	Laszlo Toth (HUN)	R-ACE GP	ADAC Formel 4	223.60	7	13:45.365
19	Hadrien David (FRA)	R-ACE GP	ADAC Formel 4	223.60	8	13:57.657
11	Alessandro Famularo (VEN)	Prema Powerteam SRL (ITA)	ADAC Formel 4	223.14	4	6:08.524
4	Niklas Krütten (DEU)	Van Amersfoort Racing (NLD)	ADAC Formel 4	221.31	7	13:53.594