

ADAC Formel 4

Result List Qualifying 1

Provisional



Circuit Zandvoort, Length: 4307m

Air temperature: 19.11°C

Track temperature: 18.64°C

Weather condition: Wet

Reg. Nr.: KNAF 0304.19.255

Saturday, August 10, 2019 8:00:00

started : 19 classified : 19 not classified : 0

Nr.	Drivers	Team	Lap	Best Time	Gap	Diff	Kph	Day Time
Cl.	Car	Competitor						
1	21 T.Pourchaire(FRA)	(T) US Racing - CHRS(DEU)	8	1:48.631			142.7	8:29:45
	ADAC Formel 4	US Racing - CHRS						
2	3 P.Aron(EST)	(T) Prema Powerteam SRL(ITA)	9	1:48.649	0.018	0.018	142.7	8:30:29
	R ADAC Formel 4	Prema Powerteam SRL						
3	5 G.Petecof(BRA)	(T) Prema Powerteam SRL(ITA)	9	1:48.729	0.098	0.080	142.6	8:30:35
	ADAC Formel 4	Prema Powerteam SRL						
4	44 M.Belov(RUS)	(T) R-ACE GP	8	1:48.879	0.248	0.150	142.4	8:28:14
	ADAC Formel 4	R-ACE GP						
5	7 R.Stanek(CZE)	US Racing - CHRS(DEU)	8	1:48.899	0.268	0.020	142.3	8:29:51
	R ADAC Formel 4	US Racing - CHRS						
6	28 A.Ghiretti(FRA)	US Racing - CHRS(DEU)	8	1:48.908	0.277	0.009	142.3	8:29:35
	ADAC Formel 4	US Racing - CHRS						
7	17 A.Leclerc(MCO)	(T) US Racing - CHRS(DEU)	8	1:49.160	0.529	0.252	142.0	8:29:56
	ADAC Formel 4	US Racing - CHRS						
8	10 O.Rasmussen(DNK)	Prema Powerteam SRL(ITA)	9	1:49.358	0.727	0.198	141.7	8:30:40
	ADAC Formel 4	Prema Powerteam SRL						
9	14 G.Saucy(SUI)	(T) R-ACE GP	8	1:49.530	0.899	0.172	141.5	8:28:17
	ADAC Formel 4	R-ACE GP						
10	26 J.Dürksen(PAR)	(T) ADAC Berlin-Brandenburg e.V.(DEU)	9	1:49.548	0.917	0.018	141.5	8:30:10
	R ADAC Formel 4	ADAC Berlin-Brandenburg e.V.						
11	62 D.Hauger(NOR)	(T) Van Amersfoort Racing(NLD)	9	1:49.554	0.923	0.006	141.5	8:30:24
	ADAC Formel 4	Van Amersfoort Racing						
12	2 N.Göhler(DEU)	(T) ADAC Berlin-Brandenburg e.V.(DEU)	8	1:49.811	1.180	0.257	141.1	8:29:39
	R ADAC Formel 4	ADAC Berlin-Brandenburg e.V.						
13	19 H.David(FRA)	R-ACE GP	8	1:49.922	1.291	0.111	141.0	8:30:08
	R ADAC Formel 4	R-ACE GP						
14	6 I.Cohen(ISR)	Van Amersfoort Racing(NLD)	9	1:50.066	1.435	0.144	140.8	8:29:55
	ADAC Formel 4	Van Amersfoort Racing						
15	11 A.Famularo(VEN)	Prema Powerteam SRL(ITA)	9	1:50.090	1.459	0.024	140.8	8:30:21
	ADAC Formel 4	Prema Powerteam SRL						
16	8 L.Alleco Roy(MCO)	Van Amersfoort Racing(NLD)	9	1:50.605	1.974	0.515	140.1	8:29:50
	ADAC Formel 4	Van Amersfoort Racing						
17	16 S.Estner(DEU)	Van Amersfoort Racing(NLD)	9	1:53.736	5.105	3.131	136.3	8:30:10
	ADAC Formel 4	Van Amersfoort Racing						
18	4 N.Krütten(DEU)	(T) Van Amersfoort Racing(NLD)	2	1:53.880	5.249	0.144	136.1	8:04:12
	ADAC Formel 4	Van Amersfoort Racing						
19	15 L.Toth(HUN)	R-ACE GP	8	1:55.042	6.411	1.162	134.7	8:30:24
	ADAC Formel 4	R-ACE GP						

Did not start

64 A.Akabi(IRQ)
R ADAC Formel 4

ADAC Berlin-Brandenburg e.V.(DEU)
ADAC Berlin-Brandenburg e.V.

Classification limit: 110% Time: 1:59.494

All best times performed under red flag are cancelled

T =nominated for Team Classification

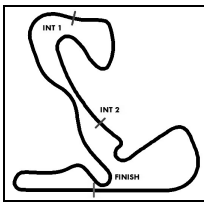
Subject to final scrutineering!

Publication time:	Clerk of the Course: Bobbe Veldkamp	Timekeeper: Steffen Ruhl
-------------------	-------------------------------------	--------------------------

ver: 1.0

www.adac.de/motorsport

Page 1/ 1 printed: 10.8.2019 8:31



ADAC Formel 4

Sector List Qualifying 1

Provisional



Circuit Zandvoort, Length: 4307m

Air temperature: 19.11°C

Track temperature: 18.64°C

Weather condition: Wet

Reg. Nr.: KNAF 0304.19.255

Saturday, August 10, 2019 8:00:00

Lap	Time	SE1	SP1	SE2	SP2	SE3	SP3	TSP	Lap	Time	SE1	SP1	SE2	SP2	SE3	SP3	TSP
2	Göhler, DEU								theoretical besttime: 1:49.811								
1	3:10.206	2:01.434	153	33.055	149	35.717	206		5	2:20.497	49.190	172	29.100	185	1:02.207	33	218
2	1:53.245	49.477	173	29.419	182	34.349	206	216	6	8:09.904	7:05.494	172	30.765	184	33.645	211	
3	4:09.775	1:35.500	67	1:07.626	56	1:26.649	37	216	7	1:50.595	48.390	176	28.841	186	33.364	209	221
4	6:15.188	5:10.784	171	29.965	178	34.439	207		8	1:49.811	47.995	176	28.797	186	33.019	212	219

3	Aron, EST								theoretical besttime: 1:48.649								
1	2:23.034	1:11.792	161	32.415	157	38.827	207		6	3:01.573	49.570	158	55.768	59	1:16.235	47	221
2	1:52.461	49.703	167	29.148	183	33.610	209	215	7	7:40.397	6:31.548	164	30.350	107	38.499	212	
3	2:59.701	49.654	154	48.158	54	1:21.889	47	188	8	1:49.983	48.185	170	28.611	186	33.187	213	220
4	7:01.112	5:54.571	160	30.000	177	36.541	211		9	1:48.649	47.529	175	28.328	188	32.792	214	221
5	1:51.674	48.974	168	29.066	183	33.634	212	219									

4	Krütten, DEU								theoretical besttime: 1:53.880								
1	2:18.105	1:10.134	166	30.405	175	37.566	203		3	19:16.792	17:44.477	107	43.762	125	48.553	55	174
2	1:53.880	49.922	171	29.952	184	34.006	207	212									

5	Petecof, BRA								theoretical besttime: 1:48.729								
1	2:34.396	1:19.294	136	32.538	149	42.564	207		6	3:44.227	1:22.641	67	1:01.323	57	1:20.263	53	222
2	1:52.103	49.323	171	29.123	183	33.657	208	213	7	6:38.947	5:24.380	149	33.274	148	41.293	209	
3	3:09.599	48.847	173	1:00.108	49	1:20.644	55	218	8	1:49.988	48.411	174	28.597	186	32.980	214	218
4	7:07.037	6:01.532	151	31.185	155	34.320	209		9	1:48.729	47.551	176	28.396	187	32.782	212	222
5	1:50.279	48.638	173	28.655	186	32.986	213	218									

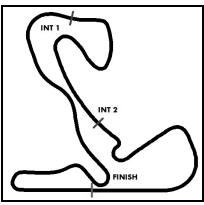
6	Cohen, ISR								theoretical besttime: 1:50.066								
1	2:56.434	1:48.489	159	31.073	159	36.872	207		6	3:11.815	49.285	137	1:00.362	55	1:22.168	45	223
2	1:53.219	49.919	172	29.516	181	33.784	210	213	7	6:46.533	5:42.341	173	29.771	181	34.421	211	
3	3:52.409	1:24.190	54	1:02.906	56	1:25.313	50	219	8	1:50.674	48.474	177	28.872	186	33.328	211	221
4	5:41.543	4:32.674	167	32.475	145	36.394	205		9	1:50.066	48.084	178	28.724	187	33.258	212	222
5	1:52.476	49.531	175	29.431	185	33.514	214	216									

7	Stanek, CZE								theoretical besttime: 1:48.711								
1	3:40.326	2:34.809	158	30.796	154	34.721	206		5	3:00.749	48.801	169	56.637	57	1:15.311	51	222
2	2:10.815	51.660	174	29.165	176	49.990	54	182	6	7:01.664	5:56.910	176	29.669	176	35.085	211	
3	8:28.926	7:21.558	174	30.132	172	37.236	210		7	1:48.986	47.928	179	28.407	187	32.651	212	220
4	1:50.455	48.453	178	29.020	184	32.982	212	218	8	1:48.899	47.734	180	28.326	186	32.839	215	222

8	Alleco Roy, MCO								theoretical besttime: 1:50.605								
1	2:14.289	1:08.584	169	30.715	182	34.990	204		6	2:58.030	50.137	170	50.803	65	1:17.090	54	219
2	1:54.095	50.097	172	29.676	184	34.322	205	207	7	7:03.696	5:54.729	172	31.488	150	37.479	210	
3	2:40.009	50.233	175	40.813	60	1:08.963	53	185	8	1:51.339	48.730	176	28.983	187	33.626	209	220
4	7:25.314	6:15.622	169	30.480	145	39.212	209		9	1:50.605	48.667	177	28.755	186	33.183	212	219
5	1:53.037	49.462	174	29.491	183	34.084	210	215									

10	Rasmussen, DNK								theoretical besttime: 1:49.222								
1	3:03.981	1:59.633	158	30.271	179	34.077	211		6	3:43.706	1:24.306	63	59.941	61	1:19.459	46	224
2	1:51.658	49.254	175	28.834	174	33.570	212	216	7	6:38.758	5:29.321	155	31.978	120	37.459	213	
3	3:47.852	1:20.181	54	1:04.637	57	1:23.034	53	219	8	1:49.514	47.977	175	28.519	185	33.018	214	221
4	6:05.042	4:58.333	169	31.471	126	35.238	213		9	1:49.358	47.685	174	28.562	185	33.111	213	223
5	1:50.104	48.200	170	28.750	184	33.154	215	222									

11	Famularo, VEN								theoretical besttime: 1:50.090								
1	2:26.039	1:13.284	156	31.867	142	40.888	205		6	3:13.678	53.423	96	55.552	59	1:24.703	48	222
2	1:53.966	50.397	165	29.541	172	34.028	209	194	7	7:05.718	6:00.004	166	29.695	176	36.019	210	
3	3:02.725	49.384	169	51.542	51	1:21.799	51	212	8	1:51.228	48.767	172	29.017	183	33.444	212	217
4	7:04.675	5:57.566	164	31.267	169	35.842	211		9	1:50.090	48.186	173	28.777	187	33.127	211	220
5	1:52.727	49.248	170	29.404	174	34.075	213	217									



ADAC Formel 4

Sector List Qualifying 1



Provisional

Circuit Zandvoort, Length: 4307m
Air temperature: 19.11°C
Track temperature: 18.64°C
Weather condition: Wet

Reg. Nr.: KNAF 0304.19.255

Saturday, August 10, 2019 8:00:00

Lap	Time	SE1	SP1	SE2	SP2	SE3	SP3	TSP	Lap	Time	SE1	SP1	SE2	SP2	SE3	SP3	TSP
14 Saucy, SUI									theoretical besttime: 1:49.263								
1	2:40.364	1:29.615	155	32.688	131	38.061	180		6	2:59.133	48.506	175	52.882	66	1:17.745	52	221
2	1:54.465	51.101	176	29.484	182	33.880	211	180	7	7:23.659	6:21.006	173	29.285	183	33.368	212	
3	3:06.935	54.445	70	57.200	67	1:15.290	54	219	8	1:49.530	48.005	179	28.343	188	33.182	212	222
4	6:30.728	5:17.724	173	31.348	152	41.656	208		9	1:49.595	48.317	173	28.363	188	32.915	212	221
5	1:51.803	49.326	172	28.813	185	33.664	212	215									

15 Toth, HUN									theoretical besttime: 1:54.064								
1	3:17.041	2:04.290	144	34.065	158	38.686	190		5	3:45.915	1:19.504	54	1:06.050	58	1:20.361	54	217
2	4:02.952	1:47.080	146	50.499	52	1:25.373	54	201	6	6:20.815	5:13.759	162	31.344	167	35.712	207	
3	7:09.190	5:57.823	159	34.986	161	36.381	205		7	1:55.617	49.955	166	30.596	183	35.066	207	215
4	1:57.774	51.225	166	30.906	181	35.643	207	213	8	1:55.042	50.933	171	29.850	186	34.259	209	217

16 Estner, DEU									theoretical besttime: 1:53.736								
1	2:59.094	1:44.559	138	34.435	116	40.100	202		6	3:33.008	1:07.578	61	1:00.443	57	1:24.987	53	214
2	1:59.881	51.775	166	30.776	138	37.330	204	189	7	6:23.392	5:18.468	164	30.078	174	34.846	208	
3	4:09.013	1:36.629	57	1:06.092	55	1:26.292	45	210	8	1:56.721	49.822	171	29.496	176	37.403	208	219
4	5:10.414	4:00.396	143	32.767	145	37.251	207		9	1:53.736	49.620	170	29.478	185	34.638	211	215
5	2:04.159	51.962	149	33.694	113	38.503	209	214									

17 Leclerc, MCO									theoretical besttime: 1:49.104								
1	4:05.382	3:00.121	163	30.414	168	34.847	204		5	3:11.687	51.190	88	59.092	57	1:21.405	50	221
2	2:41.404	52.148	170	38.286	67	1:10.970	51	174	6	6:47.281	5:42.095	172	29.500	168	35.686	207	
3	7:38.589	6:32.469	164	30.359	168	35.761	210		7	1:50.260	48.666	177	28.627	187	32.967	212	219
4	1:51.683	48.965	176	29.236	177	33.482	213	216	8	1:49.160	47.696	177	28.441	186	33.023	214	222

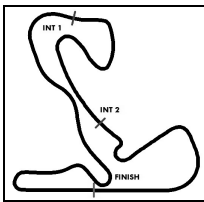
19 David, FRA									theoretical besttime: 1:49.707								
1	3:18.813	2:13.923	170	30.267	178	34.623	206		5	3:45.838	1:24.599	57	58.994	62	1:22.245	49	221
2	4:54.965	51.787	173	29.335	182	33.843	208	209	6	6:07.588	5:04.275	165	29.335	186	33.978	212	
3	4:01.063	1:31.551	54	1:05.786	47	1:23.726	45	175	7	1:49.983	48.302	176	28.549	187	33.132	212	222
4	5:05.578	4:00.143	172	29.970	181	35.465	210		8	1:49.922	48.026	178	28.642	189	33.254	211	222
5	2:14.548	58.432	174	38.457	130	37.659	211	175									

21 Pourchaire, FRA									theoretical besttime: 1:48.631								
1	4:27.179	3:06.266	163	35.601	106	45.312	160		5	2:55.095	48.117	177	43.712	59	1:23.266	54	221
2	1:54.908	55.597	87	1:02.010	62	1:14.947	55	179	6	7:11.877	6:03.122	154	32.439	143	36.316	211	
3	6:28.933	5:17.996	173	31.328	179	39.609	212		7	1:49.306	47.922	177	28.551	187	32.833	212	221
4	1:50.902	48.746	176	28.841	184	33.315	211	219	8	1:48.631	47.825	175	28.219	187	32.587	212	220

26 Dürksen, PAR									theoretical besttime: 1:49.390								
1	2:11.636	1:05.292	156	31.168	153	35.176	200		6	7:09.571	5:23.446	91	36.770	118	1:09.355	46	220
2	1:54.908	51.114	151	29.693	182	34.101	212	196	7	3:24.646	2:19.545	158	30.248	167	34.853	213	
3	2:39.190	49.870	170	37.624	64	1:11.696	47	202	8	1:49.730	48.029	176	28.585	188	33.116	214	221
4	7:12.255	6:08.552	159	29.953	168	33.750	212		9	1:49.548	47.689	177	28.737	188	33.122	215	224
5	1:58.290	55.131	139	29.441	186	33.718	214	221									

28 Ghiretti, FRA									theoretical besttime: 1:48.793								
1	3:49.543	2:41.073	162	33.273	148	35.197	205		5	2:58.674	48.035	172	37.969	58	1:32.670	51	219
2	2:38.460	50.026	175	29.201	184	1:19.233	53	172	6	7:03.331	6:00.682	167	29.249	183	33.400	210	
3	7:36.522	6:28.574	172	32.185	159	35.763	209		7	1:49.090	47.768	175	28.395	187	32.927	210	219
4	1:50.862	48.526	175	28.862	185	33.474	210	216	8	1:48.908	47.471	178	28.510	186	32.927	212	219

44 Belov, RUS									theoretical besttime: 1:48.879								
1	2:30.690	1:23.546	147	30.076	176	37.068	208		6	2:59.853	48.277	177	52.803	62	1:18.773	53	222
2	1:51.703	49.083	172	29.045	186	33.575	209	215	7	7:22.122	6:17.524	156	30.886	158	33.712	213	
3	3:12.340	49.180	169	1:00.144	56	1:23.016	53	218	8	1:48.879	47.720	178	28.165	188	32.994	213	221
4	6:34.716	5:28.283	171	30.895	128	35.538	211		9	1:49.136	47.814	174	28.225	187	33.097	212	222
5	1:53.158	50.929	174	28.659	186	33.570	211	207									



ADAC Formel 4

Sector List Qualifying 1

Provisional

Reg. Nr.: KNAF 0304.19.255

Saturday, August 10, 2019 8:00:00



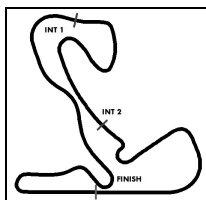
Circuit Zandvoort, Length: 4307m

Air temperature: 19.11°C

Track temperature: 18.64°C

Weather condition: Wet

Lap	Time	SE1	SP1	SE2	SP2	SE3	SP3	TSP	Lap	Time	SE1	SP1	SE2	SP2	SE3	SP3	TSP
62	Hauger, NOR								theoretical besttime: 1:49.554								
1	2:53.740	1:47.581	154	31.092	160	35.067	204		6	3:47.089	1:23.636	58	1:02.077	57	1:21.376	53	219
2	1:53.569	49.751	172	29.508	175	34.310	209	208	7	6:28.308	5:21.290	170	31.582	135	35.436	213	
3	3:48.803	1:22.897	60	1:02.892	57	1:23.014	53	218	8	1:50.276	48.166	178	28.662	186	33.448	211	221
4	6:01.394	4:57.361	162	29.880	175	34.153	210		9	1:49.554	47.880	179	28.554	188	33.120	213	221
5	1:51.656	48.795	173	29.117	185	33.744	211	215									



ADAC Formel 4

Top speed list Qualifying 1



Provisional

Reg. Nr.: KNAF 0304.19.255

Saturday, August 10, 2019 8:00:00

Circuit Zandvoort, Length: 4307m

Air temperature: 19.11°C

Track temperature: 18.64°C

Weather condition: Wet

#	Name (NAT)	Team	Car name	Speed	Lap	Race time
26	Joshua Dürksen (PAR)	ADAC Berlin-Brandenburg e.V. (DEU)	ADAC Formel 4	224.53	9	14:26.557
10	Oliver Rasmussen (DNK)	Prema Powerteam SRL (ITA)	ADAC Formel 4	224.06	6	9:51.422
6	Ido Cohen (ISR)	Van Amersfoort Racing (NLD)	ADAC Formel 4	223.60	6	9:28.863
11	Alessandro Famularo (VEN)	Prema Powerteam SRL (ITA)	ADAC Formel 4	222.68	6	9:32.931
14	Gregoire Saucy (SUI)	R-ACE GP	ADAC Formel 4	222.68	8	12:33.431
17	Arthur Leclerc (MCO)	US Racing - CHRS (DEU)	ADAC Formel 4	222.68	8	14:12.636
44	Michael Belov (RUS)	R-ACE GP	ADAC Formel 4	222.68	9	14:19.805
19	Hadrien David (FRA)	R-ACE GP	ADAC Formel 4	222.68	8	14:24.725
5	Gianluca Petecof (BRA)	Prema Powerteam SRL (ITA)	ADAC Formel 4	222.68	9	14:52.914
7	Roman Stanek (CZE)	US Racing - CHRS (DEU)	ADAC Formel 4	222.22	5	9:23.316
21	Theo Pourchaire (FRA)	US Racing - CHRS (DEU)	ADAC Formel 4	221.76	5	9:12.381
2	Nico Göhler (DEU)	ADAC Berlin-Brandenburg e.V. (DEU)	ADAC Formel 4	221.76	7	12:05.181
62	Dennis Hauger (NOR)	Van Amersfoort Racing (NLD)	ADAC Formel 4	221.76	8	12:50.895
3	Paul Aron (EST)	Prema Powerteam SRL (ITA)	ADAC Formel 4	221.76	9	14:46.284
8	Lucas Alleco Roy (MCO)	Van Amersfoort Racing (NLD)	ADAC Formel 4	220.85	8	12:14.841
16	Sebastian Estner (DEU)	Van Amersfoort Racing (NLD)	ADAC Formel 4	219.95	8	12:25.345
28	Alessandro Ghiretti (FRA)	US Racing - CHRS (DEU)	ADAC Formel 4	219.51	7	12:03.768
15	Laszlo Toth (HUN)	R-ACE GP	ADAC Formel 4	217.74	5	9:39.820
4	Niklas Krütten (DEU)	Van Amersfoort Racing (NLD)	ADAC Formel 4	212.59	2	2:21.239